



# WASHOE COUNTY, NEVADA

## ANNUAL COMPREHENSIVE FINANCIAL REPORT

For the Fiscal Year  
Ended June 30, 2021



Cover photo courtesy of Joshua Andreasen

**WASHOE COUNTY, NEVADA  
ANNUAL COMPREHENSIVE  
FINANCIAL REPORT FOR THE  
FISCAL YEAR ENDED  
JUNE 30, 2021**

---

*Prepared by the Washoe County Comptroller's Department  
Cathy Hill, Comptroller*



*This page intentionally left blank*

**WASHOE COUNTY, NEVADA  
ANNUAL COMPREHENSIVE FINANCIAL REPORT  
FOR THE FISCAL YEAR ENDED JUNE 30, 2021**

**TABLE OF CONTENTS**

	<b>PAGE</b>
<b>INTRODUCTORY SECTION</b>	
Letter of Transmittal .....	ii
Board of County Commissioners.....	v
Listing of County Officials.....	vi
Organization Chart.....	vii
Certificate of Achievement for Excellence in Financial Reporting .....	viii
<b>FINANCIAL SECTION</b>	
Independent Auditor's Report .....	2
Management's Discussion and Analysis .....	6
Basic Financial Statements:	
Government-wide Financial Statements:	
Statement of Net Position .....	16
Statement of Activities .....	17
Fund Financial Statements:	
Balance Sheet – Governmental Funds.....	19
Reconciliation of the Balance Sheet of Governmental Funds to the Statement of Net Position .....	21
Statement of Revenues, Expenditures and Changes in Fund Balances – Governmental Funds .....	22
Reconciliation of the Statement of Revenues, Expenditures and Changes in Fund Balances of Governmental Funds to the Statement of Activities .....	24
Statement of Revenues, Expenditures and Changes in Fund Balances – Budget and Actual:	
General Fund.....	25
Child Protective Services Fund.....	27
Other Restricted Fund.....	28
Statement of Net Position – Proprietary Funds .....	32
Statement of Revenues, Expenses and Changes in Net Position – Proprietary Funds.....	34
Statement of Cash Flows – Proprietary Funds.....	35
Statement of Fiduciary Net Position .....	37
Statement of Changes in Fiduciary Net Position .....	38
Notes to the Financial Statements:	
Note 1 - Summary of Significant Accounting Policies.....	40
Note 2 - Stewardship, Compliance, and Accountability .....	47
Note 3 - Cash and Investments .....	48
Note 4 - Restricted Cash and Investments .....	53
Note 5 - Long-Term Assets .....	54
Note 6 - Capital Assets.....	54
Note 7 - Commitments, Contingencies, and Other Liabilities .....	57
Note 8 - Unearned Revenue and Deferred Inflows of Resources.....	58
Note 9 - Long-Term Obligations .....	59
Note 10 - Long-Term Obligations Activity.....	65
Note 11 - Debt Service Requirements .....	69
Note 12 - Interfund Activity .....	70
Note 13 - Fund Balances / Net Position.....	71
Note 14 - Pension Program .....	73
Note 15 - Other Postemployment Benefits .....	78
Note 16 - Risk Management.....	85
Note 17 - Joint Ventures.....	87
Note 18 - Tax Abatements.....	88
Note 19 – Accounting Changes.....	89
Note 20 – Subsequent Event.....	89
Required Supplementary Information:	
Schedule of Washoe County's Share of Net Pension Liability.....	90
Schedule of County Contributions - Pension.....	90

**WASHOE COUNTY, NEVADA  
ANNUAL COMPREHENSIVE FINANCIAL REPORT  
FOR THE FISCAL YEAR ENDED JUNE 30, 2021**

**TABLE OF CONTENTS**

	<b>PAGE</b>	
Schedule of Changes in Other Post Employment Benefits Liability and Related Ratios .....	91	
Schedule of County Contributions - OPEB .....	93	
Notes to Required Supplementary Information .....	94	
 Combining and Individual Fund Statements and Schedules:		
Nonmajor Governmental Funds:		
Combining Balance Sheet .....	97	
Combining Statement of Revenues, Expenditures and Changes in Fund Balances .....	98	
 General Fund:		
Schedule of Revenues, Expenditures and Changes in Fund Balances – Budget and Actual .....	99	
 Special Revenue Funds:		
Major Special Revenue Fund:		
Schedule of Revenues, Expenditures and Changes in Fund Balance – Budget and Actual:		
Child Protective Services Fund .....	107	
Other Restricted Fund .....	108	
 Combining Balance Sheet – Nonmajor Special Revenue Funds .....		112
Combining Statement of Revenues, Expenditures and Changes in Fund Balances		
Nonmajor Special Revenue Funds .....	115	
Schedule of Revenues, Expenditures and Changes in Fund Balances – Budget and Actual:		
Health Fund .....	118	
Senior Services Fund .....	119	
Enhanced 911 Fund .....	120	
Library Expansion Fund .....	121	
Animal Services Fund .....	122	
Regional Public Safety Training Center Fund .....	123	
Truckee River Flood Management Infrastructure Fund .....	124	
Regional Communications System Fund .....	125	
Regional Permits System Fund .....	126	
Central Truckee Meadows Remediation District Fund .....	127	
Roads Fund .....	128	
Marijuana Establishment Fund .....	129	
Indigent Tax Levy Fund .....	130	
 Debt Service Funds:		
Combining Balance Sheet – Nonmajor Debt Service Fund .....	132	
Combining Schedule of Revenues, Expenditures and Changes in Fund Balances – Budget and Actual:		
Nonmajor Debt Service Fund .....	133	
Schedules of Revenues, Expenditures and Changes in Fund Balances – Budget and Actual:		
Special Assessment Debt Service Fund .....	134	
Debt Service Fund .....	135	
 Capital Projects Funds:		
Combining Balance Sheet – Nonmajor Capital Projects Funds .....	137	
Combining Statement of Revenues, Expenditures and Changes in Fund Balances:		
Nonmajor Capital Projects Funds .....	138	
Schedules of Revenues, Expenditures and Changes in Fund Balances – Budget and Actual:		
Parks Capital Projects Fund .....	139	
Capital Improvements Fund .....	140	
Capital Facilities Tax Fund .....	142	
Regional Permits Capital Fund .....	143	
 Enterprise Funds:		
Major Enterprise Fund:		
Schedule of Revenues, Expenses and Changes in Net Position – Budget and Actual:		
Utilities Fund .....	145	
Schedule of Cash Flows – Budget and Actual – Utilities Fund .....	146	

**WASHOE COUNTY, NEVADA  
ANNUAL COMPREHENSIVE FINANCIAL REPORT  
FOR THE FISCAL YEAR ENDED JUNE 30, 2021**

**TABLE OF CONTENTS**

	<b>PAGE</b>
Building and Safety Fund:	
Schedule of Revenues, Expenses and Changes in Net Position – Budget and Actual .....	148
Schedule of Cash Flows – Budget and Actual .....	149
Nonmajor Enterprise Funds:	
Combining Statement of Net Position .....	150
Combining Statement of Revenues, Expenses and Changes in Net Position .....	151
Combining Statement of Cash Flows .....	152
Golf Course Fund:	
Schedule of Revenues, Expenses and Changes in Net Position – Budget and Actual .....	153
Schedule of Cash Flows – Budget and Actual .....	154
Internal Service Funds:	
Combining Statement of Net Position .....	156
Combining Statement of Revenues, Expenses and Changes in Net Position .....	157
Combining Statement of Cash Flows .....	158
Risk Management Fund:	
Schedule of Revenues, Expenses and Changes in Net Position – Budget and Actual .....	160
Schedule of Cash Flows – Budget and Actual .....	161
Health Benefits Fund:	
Schedule of Revenues, Expenses and Changes in Net Position – Budget and Actual .....	162
Schedule of Cash Flows – Budget and Actual .....	163
Equipment Services Fund:	
Schedule of Revenues, Expenses and Changes in Net Position – Budget and Actual .....	164
Schedule of Cash Flows – Budget and Actual .....	165
Fiduciary Funds:	
Combining Statement of Net Position – Fiduciary Funds .....	168
Combining Statement of Changes in Fiduciary Net Position – Fiduciary Funds .....	169
Schedule of Changes in Net Position – Actual:	
Other Post Employment Benefits Trust Funds .....	170
Investment Trust Funds .....	171
Custodial Trust Funds .....	172
 <b>STATISTICAL SECTION</b>	
Financial Trends:	
Schedule 1.1, Net Position by Component, Last Ten Fiscal Years .....	S-2
Schedule 1.2, Changes in Net Position, Last Ten Fiscal Years .....	S-4
Schedule 1.3, Fund Balances, Governmental Funds, Last Ten Fiscal Years .....	S-6
Schedule 1.4, Changes in Fund Balances, Governmental Funds, Last Ten Fiscal Years .....	S-7
Schedule 1.5, Tax Revenues by Source, Governmental Funds, Last Ten Fiscal Years .....	S-9
Revenue Capacity:	
Schedule 2.1, Assessed and Estimated Actual Value of Taxable Property, Last Ten Fiscal Years .....	S-10
Schedule 2.2, Direct and Overlapping Property Tax Rates, Last Ten Fiscal Years .....	S-11
Schedule 2.3, Principal Property Tax Payers, Current Year and Nine Years Ago .....	S-12
Schedule 2.4, Property Tax Levies and Collections for All Governments, Last Ten Fiscal Years .....	S-13
Debt Capacity:	
Schedule 3.1, Ratios of Outstanding Debt by Type, Last Ten Fiscal Years .....	S-14
Schedule 3.2, Legal Debt Margin Computation, Last Ten Fiscal Years .....	S-15
Schedule 3.3, General Obligation Direct and Overlapping Debt .....	S-16
Schedule 3.4, Pledged Revenue Coverage, Last Ten Fiscal Years .....	S-17
Demographic and Economic Information:	
Schedule 4.1, Demographic and Economic Statistics, Last Ten Fiscal Years .....	S-18
Schedule 4.2, Principal Employers Current Year and Nine Years Ago .....	S-19

**WASHOE COUNTY, NEVADA  
ANNUAL COMPREHENSIVE FINANCIAL REPORT  
FOR THE FISCAL YEAR ENDED JUNE 30, 2021**

**TABLE OF CONTENTS**

	<b>PAGE</b>
Operating Information:	
Schedule 5.1, Full-Time Equivalent Washoe County Employees by Function, Last Ten Fiscal Years.....	S-20
Schedule 5.2, Operating Indicators by Function/Program, Last Ten Fiscal Years.....	S-21
Schedule 5.3, Capital Assets Statistics by Function/Program, Last Ten Fiscal Years.....	S-24
<b>COMPLIANCE SECTION</b>	
Independent Auditor's Report on Internal Control over Financial Reporting and on Compliance and Other Matters Based on an Audit of Financial Statements Performed in Accordance with Government Auditing Standards .....	C-2
Independent Auditor's Report on Compliance for Each Major Program and on Internal Control over Compliance Required by the Uniform Guidance .....	C-4
Schedule of Expenditures of Federal Awards .....	C-8
Notes to Schedule of Expenditures of Federal Awards .....	C-21
Schedule of Findings and Questioned Costs .....	C-22
Corrective Action Plans.....	C-28





# **INTRODUCTORY SECTION**

**INTRODUCTORY SECTION**

**Page**

Letter of Transmittal .....	ii
Board of County Commissioners.....	v
Listing of County Officials.....	vi
Organization Chart.....	vii
Certificate of Achievement for Excellence in Financial Reporting .....	viii



# WASHOE COUNTY

Office of the Comptroller

Accounting / Collections / Purchasing / Risk Management

Cathy Hill, Comptroller

1001 E. 9<sup>th</sup> Street

Reno, NV 89512

Phone: (775) 328-2552

Fax: (775) 328-6120

[www.washoecounty.gov/comptroller](http://www.washoecounty.gov/comptroller)

November 24, 2021

To the Honorable Board of County Commissioners and  
the Citizens of Washoe County, Nevada:

The annual comprehensive financial report of Washoe County, Nevada (County), for the fiscal year ended June 30, 2021 is hereby submitted. Nevada Revised Statutes (NRS) 354.624 requires the County to provide an annual audit by independent certified public accountants in accordance with generally accepted auditing standards in the United States. This report represents Washoe County's commitment to sound and effective fiscal management and to responsible financial reporting based on (GAAP) established by the Governmental Accounting Standards Board.

Washoe County Management assumes responsibility for the completeness and reliability of the information contained in this report, based on a comprehensive framework of internal controls established for this purpose. Because the cost of internal control should not exceed anticipated benefits, the objective is to provide reasonable, rather than absolute assurance that the financial statements are free of any material misstatements. Management asserts that, to the best of our knowledge, the information in this report is accurate in all material respects and presents fairly the financial position of the various funds and (discretely presented) component unit of the County, including disclosures necessary to understand the County's activities.

BDO USA, LLP, Certified Public Accountants, have audited the County's financial statements for the year ended June 30, 2021 and have issued an unmodified ("clean") opinion. The Independent Auditor's Report is located on the first page of the financial section.

Management's Discussion and Analysis (MD&A) immediately follows the Independent Auditor's Report and provides a narrative introduction, overview, and analysis of the basic financial statements. The MD&A complements this letter of transmittal and should be read in conjunction with it.

## PROFILE OF THE GOVERNMENT

Washoe County was incorporated in 1861 and is a political subdivision of the State of Nevada. The County is governed by a five-member Board of County Commissioners (BCC) elected by constituents within their districts for a 4-year term. The County covers an area of 6,600 square miles in the northwest section of the state. The county seat is the City of Reno, the fourth largest city in Nevada. Other communities in the County include Reno, Sparks, Sun Valley, Wadsworth, and Incline Village.

Washoe County provides an array of mandated services including property appraisal and assessment; tax collection; criminal prosecution; presides over civil, criminal, domestic and juvenile court cases; death investigations; temporary financial assistance, health care assistance and indigent burials; communicable disease control; and child protection and placement services. Regional services include adult and juvenile detention; parks and libraries; senior services; forensic services; sewer and flood control; animal services; emergency management; and regional public safety training. Other community services include patrol and criminal investigation; fire protection; snow removal and street repair; business licensing; and land use planning and permitting. Administrative and internal support services include management, human resources, accounting, community relations, budget, technology services, internal audit, fleet operations, purchasing, and risk management.

This report includes the financial activities of one discretely presented component unit: Truckee Meadows Fire Protection District. This component unit is a legally separate entity, governed by a Board of Fire Commissioners. The members of the BCC serve as members of these boards. There is no financial benefit or burden relationship between the County and the Fire District.

The BCC is required to adopt a final budget annually on or before June 1 for the ensuing fiscal year. The annual budget serves as the foundation for the County's financial planning and control. The legal level of budgetary control is at the function level for governmental funds and by the sum of operating and non-operating expenses for proprietary funds.

## LOCAL ECONOMY AND ECONOMIC OUTLOOK

Washoe County continued its response to the COVID-19 pandemic by serving the residents of the County as a regional response with the Cities of Reno and Sparks by forming a unified incident command structure to respond to the COVID-19 crisis. At the onset of the pandemic the County took actions to protect the health of the community, and County employees, by maintaining continuity of its critical and essential business functions and avoiding widespread impacts to its workforce from the COVID-19 outbreak. This unified structure included a cost-sharing agreement for the portion of the emergency response costs to maximize reimbursements from federal funding sources including the Federal Emergency Management Agency (FEMA) and the CARES Act. On April 30, 2020, the Governor of Nevada introduced the "Nevada United: Roadmap to Recovery" plan that outlined a phased approach to reopening Nevada business and industry. Cancellations and postponements of events at major venues within the County occurred and travel through Reno-Tahoe International Airport declined, however in May 2021, Reno-Tahoe International Airport total passengers increased 557% from the prior year.

As of June 1, 2021, more than 200,000 County residents have been fully vaccinated – 52.49%. As of September 24, 2021, Washoe County recognized its 800<sup>th</sup> death caused by COVID-19. The County continues to adhere to State directives, and to the Center of Disease Control guidelines in reopening of the State of Nevada and its businesses. During the pandemic closures, the County did not have to reduce its workforce. Personnel necessary to the operation of the County's facilities remained on-site with mask requirements, temperature checks and strategies utilized to promote "social distancing". The County learned to operate with much of its workforce working remotely and/or hybrid schedules and by limiting non-essential business travel.

During this past fiscal year, the County was allocated over \$20 million in federal CARES Act funding through the State, a \$6.6 million federal Emergency Rental Assistance grant, and has been awarded over \$91 million in federal funding under the America Rescue Plan Act. It is required that the \$91 million be fully spent by December 2026. Eligible uses for use of these funds include, but are not limited to, public health/negative economic impact, revenue loss, investment in water, sewer and broadband. Washoe County will conduct a process to identify the most urgent, wide-ranging, and impactful public health needs related to the COVID-19 public health emergency. Guidance states that the use of these funds must be incurred by December 31, 2024 and expended with all work performed and completed by December 31, 2026.

Washoe County received \$20.2 million in fiscal year 2020 for Coronavirus Aid, Relief and Economic Security Act (CARES) and fully spent these funds in July 2021. The funds were spent in the following categories:

◦ Public Health Expenses	\$ 2,423,070
◦ Personal Protective Equipment	\$ 1,395,820
◦ COVID-19 Testing and Contact Tracing	\$ 887,772
◦ Payroll Expense for Public Employees Dedicated to COVID-19	\$11,340,671
◦ Expenses to Facilitate Compliance with COVID-19 Measures	\$ 3,177,829
◦ Economic Support – Small Business Housing and Food Assistance	\$ 1,007,260
◦ Administration of CARES Funds	\$ 22,398

Housing in the northern Nevada area, during this past fiscal year, had seen an increase in demand with limited inventory. This demand for housing in Washoe County resulted in median home prices increasing to over \$550,000 - an increase of over 20%. The number of single-family homes sold from the previous year increased by 13.9%.

Washoe County continued to seek advantages of its favorable bond ratings from Standard & Poor's AA+ rating and Moody's Aa2 stable rating and refunded over \$11 million in general obligation bonds for a reduced rate of interest.

As Washoe County continues to rebound from the effects of the Coronavirus pandemic, the unemployment rate at the end of fiscal year 2021, was 4.2% which is slightly lower than that of the national unemployment rate of 4.8%.

Washoe County was involved in litigation with the Incline Village/Crystal Bay taxpayers who had contested their 2003, 2004, and 2005 on August 4, 2020, the Board of County Commissioners approved a settlement agreement with the taxpayers of Incline Village/Crystal Bay that would dismiss the case and require payment by the County of an estimated \$56 million in refunds to the taxpayers over a three-year period. Of such amount, the County's proportionate share is \$23.8. These funds have been restricted by the County to refund the taxpayers over this period. The refund period began in July 2021.

## LONG-TERM FINANCIAL PLANNING

The County's General Fund unrestricted fund balance increased resulting in an unrestricted fund balance of \$122.1 million. These funds can be used to continue to fund the capital improvement needs of the County as projects were delayed due to the COVID-19 pandemic. Internal service funds continued to see growth to approach sustainable fund balance levels that were hard hit by the declining revenue that occurred during the Great Recession as well. Restricted fund balance resulted in a balance of \$27.6 million.

The fiscal year 2021 budget was adopted by the Board of County Commissioners on May 19, 2020, estimated financial impacts based on the most current national, state and local economic trends during an uncertain time as the pandemic was just beginning to unfold. As Washoe County continues with growth in population the County continues to experience increasing costs to provide services to the communities it serves. Due to the ongoing pandemic, departments were asked to prioritize and reallocate resources from existing fund levels, wherever possible.

Washoe County's general fund financial performance over the five-year period from fiscal years 2017 through 2021 has been steady, with revenues exceeding expenditures every year, except 2017 when the County experienced two federally declared disasters resulting from flooding events due to unusually severe winter rainstorms. This strong financial trend continued into fiscal year 2021 with the onset of the COVID-19 worldwide pandemic, resulting in the shutdown of businesses nationwide that began in March 2020 with both State and National declared emergencies.

The BCC continues to collaborate with regional partners, citizens, management, County employees and their respective associations to enable Washoe County to continue to be one of the most fiscally responsible local governments in the State. The County adheres, without exception, to the practice of adopting a final balanced budget. For more than a decade, the County has not increased the General Fund budget by more than the combined increases in population and the Consumer Price Index, even during the economic downturn.

## **MAJOR PROGRAMS / INITIATIVES**

The annual budget serves as the financial plan for County operations and is aligned with the County's strategic objectives. Some of the programs Washoe County initiated and/or completed during the 2021 fiscal year are:

- During the COVID-19 pandemic, Washoe County did not experience any reductions in workforce and no departmental budget reductions.
- In August 2021, Washoe County assumed primary responsibility for northern Nevada homeless services.
- Washoe County enlisted the services of the Nevada National Guard and FEMA to assist with vaccination point of dispensary and services, contract tracing and quarantine and alternative healthcare facilities.
- Registrar of Voters allowed vote-by-mail for the November 2020 election
- Sheriff's Department main lobby and visiting area remodeled with the acceptance of a \$1.5 million grant from the U.S. Department of Justice
- \$6.5 million was received for rental assistance for residents of Washoe County

## **AWARDS**


The Government Finance Officers Association of the United States and Canada (GFOA) awarded a Certificate of Achievement for Excellence in Financial Reporting to Washoe County for its annual comprehensive financial report for the fiscal year ended June 30, 2020. This was the 39<sup>th</sup> consecutive year the County has achieved this prestigious award. In order to be awarded a Certificate of Achievement, the County must publish an easily readable and efficiently organized annual financial report. This report must satisfy both generally accepted accounting principles and applicable eligibility requirements.

We believe that our current annual comprehensive financial report continues to meet the Certificate of Achievement Program's requirements and we are submitting it to the GFOA to determine its eligibility for another certificate.

## **ACKNOWLEDGEMENTS**

The preparation of this report could not have been accomplished without the efficient and dedicated services of the Comptroller Department's entire staff. More particularly, Robert Andrews and Russell Morgan, CPA, Accounting Managers; Darlene Delany, CPA, Rebecca Mosher and Asta Dominguez, CPA, Senior Accountants; Joyce Garrett and Michelle Glodt-Mikoliczyk Accountant II's, and Edwin Smith, Administrative Assistant I. Thanks also to the cooperation and assistance of all County departments, and to the staff from BDO USA, LLP, Certified Public Accountants, the County's independent auditors. Special thanks to the Board of County Commissioners for their leadership and support in the planning and conducting of the financial operations of the County in a responsible and progressive manner.

Respectfully submitted,



Cathy Hill, Comptroller

## WASHOE COUNTY BOARD OF COUNTY COMMISSIONERS



**Alexis Hill,**  
*District One*

Washoe County is home to Lake Tahoe, one of the most beautiful places on earth; to the majestic Sierra Nevada mountains; to the life-giving Truckee River; to vast open ranges and blue sky; to pastoral ranches and to friendly, vibrant communities including the cities of Reno and Sparks.

**OUR VISION** is that Washoe County will be the social, economic and policy leadership force in Nevada and the western United States

**OUR MISSION** is working together regionally to provide and sustain a safe, secure and healthy community.

### STRATEGIC OBJECTIVES OF THE BOARD OF COUNTY COMMISSIONERS

- Fiscal Sustainability
- Economic Impacts
- Vulnerable Populations
- Innovative Services

### Values

*The purpose of the values statement is to articulate how we behave as staff and community members.*

- **Integrity** – We are dedicated to uncompromising honesty in our dealings with the public and each other in conformance with our code of conduct.
- **Effective Communication** – We believe in simple, accurate, and clear communication. We encourage the open exchange of ideas and information.
- **Quality Public Service** –The County exists to serve the public. We put the needs and expectations of citizens at the center of everything we do and take pride in delivering services of the highest quality.

### Strategic Direction

*The purpose of the strategic direction is to establish a concrete picture of the future:*

**Washoe County will be the social, economic and policy leadership force in Nevada and the western United States.**

We will accomplish this by:

- Support and represent the people we serve.
- Being forward thinking.
- Protect our natural resources.
- Collaborate within and across the County.
- Commit to digital delivery.
- Reduce redundancies and non-value adds.
- Show up as “One County” externally and internally.

### Planning Assumptions

This plan assumes the following:

- Effective implementation always occurs in coordination and collaboration with our regional partners.
- Long-term financial sustainability is a foremost consideration for all new programs, initiatives and actions.
- Significant additional efforts are being undertaken within departments directly, whereby it is not possible to reflect them all in this document.



**Bob Lucey**  
*District Two*



**Kitty Jung**  
*District Three*



**Vaughn Hartung**  
*District Four*



**Jeanne Herman**  
*District Five*

**WASHOE COUNTY, NEVADA  
LISTING OF COUNTY OFFICIALS  
AS OF JUNE 30, 2021**

**Elected Officials**

District 1: Commissioner	Alexis Hill
District 2: Commissioner	Bob Lucey
District 3: Commissioner	Kitty Jung
District 4: Commissioner	Vaughn Hartung
District 5: Commissioner	Jeanne Herman
County Assessor	Michael E. Clark
County Clerk	Jan Galassini
County Recorder	Kalie Work
County Treasurer	Tammi S. Davis
District Attorney	Christopher Hicks
Incline Village/Crystal Bay Constable	Hans Keller
Public Administrator	Donald L. Cavallo
Sheriff	Darin Balaam

**Appointed Officials**

County Manager	Eric Brown
Assistant County Manager	Dave Solaro
Assistant County Manager	Kate Thomas
Chief Financial Officer	Christine Vuletich
Alternate Public Defender	Marc Picker
Alternative Sentencing Chief	Justin Roper
Chief Medical Examiner/Coroner	Dr. Laura Knight
Comptroller	Cathy Hill
Director of:	
Animal Services	Shyanne Schull
Communications	Nancy Leuenhagen
Human Resources/Labor Relations	Patricia Hurley
Human Services Agency	Amber Howell
Juvenile Services	Liz Florez
Library	Jeffrey Scott
Technology Services	Behzad Zamanian
Health District	Kevin Dick
Public Defender	John Arrascada
Public Guardian	Tracey Bowles
Voter Registrar	Deanna Spikula







Government Finance Officers Association

Certificate of  
Achievement  
for Excellence  
in Financial  
Reporting

Presented to

**Washoe County  
Nevada**

For its Annual Comprehensive  
Financial Report  
For the Fiscal Year Ended

June 30, 2020

*Christopher P. Morill*

Executive Director/CEO



# **FINANCIAL SECTION**

**FINANCIAL SECTION**

	<u>Page</u>
<b>Independent Auditor's Report</b> .....	2
<b>Management's Discussion and Analysis</b> .....	6
<b>Basic Financial Statements</b>	
Government-wide Financial Statements.....	16
Fund Financial Statements.....	19
Notes to the Financial Statements .....	40
<b>Required Supplementary Information</b> .....	89
<b>Combining and Individual Fund Statements and Schedules</b> .....	96



Tel: 775-567-6080  
Fax: 775-567-6075  
www.bdo.com

200 S. Virginia St, #655  
Reno, NV 89501

## **Independent Auditor's Report**

To the Honorable Board of County Commissioners  
Washoe County, Nevada

### **Report on the Audit of the Financial Statements**

#### ***Opinions***

We have audited the financial statements of the governmental activities, the business-type activities, the discretely presented component unit, each major fund, and the aggregate remaining fund information of Washoe County, Nevada (the "County") as of and for the year ended June 30, 2021, and the related notes to the financial statements, which collectively comprise the County's basic financial statements as listed in the table of contents.

In our opinion, based on our audit and the report of the other auditors, the accompanying financial statements present fairly, in all material respects, the respective financial position of the governmental activities, the business-type activities, the discretely presented component unit, each major fund, and the aggregate remaining fund information of the County as of June 30, 2021, and the respective changes in financial position and, where applicable, cash flows thereof for the year then ended in accordance with accounting principles generally accepted in the United States of America.

We did not audit the financial statements of Truckee Meadows Fire Protection District (the "District"), a discretely presented component unit of the County. Those statements were audited by other auditors whose report has been furnished to us, and our opinion, insofar as it relates to the amounts included for the District, is based solely on the report of the other auditors.

#### ***Basis for Opinions***

We conducted our audit in accordance with auditing standards generally accepted in the United States of America (GAAS) and the standards applicable to financial audits contained in *Government Auditing Standards*, issued by the Comptroller General of the United States. Our responsibilities under those standards are further described in the Auditor's Responsibilities for the Audit of the Financial Statements section of our report. We are required to be independent of the County and to meet our other ethical responsibilities, in accordance with the relevant ethical requirements relating to our audit. We believe that the audit evidence we have obtained is sufficient and appropriate to provide a basis for our audit opinions.

### ***Responsibilities of Management for the Financial Statements***

Management is responsible for the preparation and fair presentation of the financial statements in accordance with accounting principles generally accepted in the United States of America, and for the design, implementation, and maintenance of internal control relevant to the preparation and fair presentation of financial statements that are free from material misstatement, whether due to fraud or error.

In preparing the financial statements, management is required to evaluate whether there are conditions or events, considered in the aggregate, that raise substantial doubt about the County's ability to continue as a going concern within one year after the date that the financial statements are issued or available to be issued.

### ***Auditor's Responsibilities for the Audit of the Financial Statements***

Our objectives are to obtain reasonable assurance about whether the financial statements as a whole are free from material misstatement, whether due to fraud or error, and to issue an auditor's report that includes our opinions. Reasonable assurance is a high level of assurance but is not absolute assurance and therefore is not a guarantee that an audit conducted in accordance with GAAS and *Government Auditing Standards* will always detect a material misstatement when it exists. The risk of not detecting a material misstatement resulting from fraud is higher than for one resulting from error, as fraud may involve collusion, forgery, intentional omissions, misrepresentations, or the override of internal control. Misstatements are considered material if there is a substantial likelihood that, individually or in the aggregate, they would influence the judgment made by a reasonable user based on the financial statements.

In performing an audit in accordance with GAAS and *Government Auditing Standards*, we:

- Exercise professional judgment and maintain professional skepticism throughout the audit.
- Identify and assess the risks of material misstatement of the financial statements, whether due to fraud or error, and design and perform audit procedures responsive to those risks. Such procedures include examining, on a test basis, evidence regarding the amounts and disclosures in the financial statements.
- Obtain an understanding of internal control relevant to the audit in order to design audit procedures that are appropriate in the circumstances, but not for the purpose of expressing an opinion on the effectiveness of the County's internal control. Accordingly, no such opinion is expressed.
- Evaluate the appropriateness of accounting policies used and the reasonableness of significant accounting estimates made by management, as well as evaluate the overall presentation of the financial statements.
- Conclude whether, in our judgment, there are conditions or events, considered in the aggregate, that raise substantial doubt about the County's ability to continue as a going concern for a reasonable period of time.

We are required to communicate with those charged with governance regarding, among other matters, the planned scope and timing of the audit, significant audit findings, and certain internal control-related matters that we identified during the audit.

## **Other Matters**

### ***Required Supplementary Information***

Accounting principles generally accepted in the United States of America require that the management's discussion and analysis on pages 6 through 15 and the postemployment benefits other than pensions and pension plan information collectively presented on pages 89 through 95, be presented to supplement the basic financial statements. Such information is the responsibility of management and, although not a part of the basic financial statements, is required by the Governmental Accounting Standards Board who considers it to be an essential part of financial reporting for placing the basic financial statements in an appropriate operational, economic, or historical context. We have applied certain limited procedures to the required supplementary information in accordance with auditing standards generally accepted in the United States of America, which consisted of inquiries of management about the methods of preparing the information and comparing the information for consistency with management's responses to our inquiries, the basic financial statements, and other knowledge we obtained during our audit of the basic financial statements. We do not express an opinion or provide any assurance on the information because the limited procedures do not provide us with sufficient evidence to express an opinion or provide any assurance.

### ***Other Supplementary Information***

Our audit for the year ended June 30, 2021 was conducted for the purpose of forming opinions on the financial statements that collectively comprise the County's basic financial statements. The introductory section, combining and individual fund financial statements and schedules, schedule of expenditures of federal awards, as required by Title 2 U.S. Code of Federal Regulations (CFR) Part 200, *Uniform Administrative Requirements, Cost Principles, and Audit Requirements for Federal Awards*, and statistical section for the year ended June 30, 2021, are presented for purposes of additional analysis and are not a required part of the basic financial statements.

The combining and individual fund financial statements and schedules and the schedule of expenditures of federal awards are the responsibility of management and were derived from and relate directly to the underlying accounting and other records used to prepare the basic financial statements. Such information has been subjected to the auditing procedures applied in the audit of the basic financial statements for the year ended June 30, 2021 and certain additional procedures, including comparing and reconciling such information directly to the underlying accounting and other records used to prepare the basic financial statements or to the basic financial statements themselves, and other additional procedures in accordance with auditing standards generally accepted in the United States of America. In our opinion, the combining and individual fund financial statements and schedules and the schedule of expenditures of federal awards are fairly stated, in all material respects, in relation to the basic financial statements as a whole for the year ended June 30, 2021.

The County's basic financial statements for the year ended June 30, 2020 (not presented herein), were audited by other auditors whose report thereon dated December 29, 2020, expressed unmodified opinions on the respective financial statements of the governmental activities, the business-type activities, the discretely presented component units, each major fund, and the aggregate remaining fund information. The report of the other auditors dated December 29, 2020, stated that the combining and individual fund financial statements and schedules and the schedule of expenditures of federal awards for the year ended June 30, 2020 was subjected to the auditing procedures applied in the audit of the fiscal year 2020 basic financial statements and certain additional auditing procedures, including comparing and reconciling such information directly to the underlying accounting and other records used to prepare those basic financial statements or the those basic financial statements themselves, and other additional procedures in accordance with auditing standards generally accepted in the United States of America and, in their opinion, was fairly stated in all material respects in relation to the basic financial statements as a whole for the year ended June 30, 2020.

The introductory section and statistical section have not been subjected to the auditing procedures applied in the audit of the basic financial statements, and accordingly, we do not express an opinion or provide any assurance on it.

**Other Reporting Required by *Government Auditing Standards***

In accordance with *Government Auditing Standards*, we have also issued our report dated November 24, 2021, on our consideration of the County's internal control over financial reporting and on our tests of its compliance with certain provisions of laws, regulations, contracts, and grant agreements and other matters. The purpose of that report is solely to describe the scope of our testing of internal control over financial reporting and compliance and the results of that testing, and not to provide an opinion on the effectiveness of the County's internal control over financial reporting or on compliance. That report is an integral part of an audit performed in accordance with *Government Auditing Standards* in considering County's internal control over financial reporting and compliance.

BDO USA, LLP

November 24, 2021

**WASHOE COUNTY, NEVADA**  
**MANAGEMENT'S DISCUSSION AND ANALYSIS**  
**JUNE 30, 2021**

As management of Washoe County (the County), we offer readers of the County's financial statements this narrative overview and analysis of the financial activities of the County for the Fiscal Year ended June 30, 2021. We encourage readers to read this information in conjunction with the transmittal letter, financial statements and notes to gain a more complete picture of the information presented.

**FINANCIAL HIGHLIGHTS**

- Ad Valorem taxes increased \$14.8 million and Consolidated taxes increased \$21.2 million from the previous year and overall governmental activities revenue increased \$79.4 million from the previous fiscal year.
- Governmental activities expense decreased by \$34.3 million compared to prior year as the result of anticipated decreases in expenses associated with the COVID-19 pandemic that occurred in FY21 offset by increases in personnel costs throughout the County.
- As a result of decreased budgeted program activity levels, public safety costs decreased by \$13.2 million and public works of \$13.5 million in FY21.
- Washoe County's Governmental Activities outstanding debt (including unamortized bond premium) totaled \$121 million. Outstanding debt remained the same as decreases of \$20 million due to regularly scheduled principal payments, discounts, premiums and deferred charges on refunding were offset by a new issue and refunding in the amount of \$20 million. The current debt limitation for the County is \$1.9 billion which is \$1.8 billion in excess of the County's outstanding general obligation debt.
- Ending net position in both the Governmental and Business-Type Activities increased \$125.9 million primarily due to the continued strong growth in the economy.
- General Fund unassigned fund balance increased to \$122.1 million.

**OVERVIEW OF THE FINANCIAL STATEMENTS**

This discussion and analysis is intended to serve as an introduction to Washoe County's basic financial statements. The County's financial statements consist of three components: 1) government-wide financial statements, 2) fund financial statements, and 3) the notes to the basic financial statements. This report also contains supplementary information intended to provide additional detail in support of the financial statements.

**Government-wide financial statements.** The government-wide financial statements are designed to provide a broad overview of Washoe County's finances in a manner similar to a private-sector business.

The Statement of Net Position presents information on all of the County's assets, deferred outflows of resources, liabilities, and deferred inflows of resources, with the difference reported as net position. Increases or decreases in net position over time may serve as a useful indicator of whether the County's financial position is improving or deteriorating.

The Statement of Activities presents information showing how the County's net position changed during the current fiscal year. All changes in net position are reported as soon as the underlying event giving rise to the change occurs, regardless of the timing of related cash flows. Thus, revenues and expenses are reported for some items that will not result in cash flows until future fiscal periods, such as uncollected taxes and earned but unused vacation leave.

Both of the government-wide financial statements distinguish functions of the County that are principally supported by taxes and intergovernmental revenues (governmental activities) from other functions that are intended to recover all or a significant portion of their costs through user fees and charges (business-type activities). The governmental



**WASHOE COUNTY, NEVADA**  
**MANAGEMENT'S DISCUSSION AND ANALYSIS**  
**JUNE 30, 2021**  
**(CONTINUED)**

activities of the County include general government, administration of justice, public works, public safety, health and sanitation, welfare, culture and recreation, and community support. The business-type activities of the County include a sewer utility, golf courses, and building permit activities.

The government-wide financial statements also include one legally separate fire protection district for which the County is financially accountable. Financial information for this component unit is reported separately from the financial information for Washoe County itself.

The government-wide financial statements can be found in the basic financial statements section of this report.

**Fund financial statements.** A fund is a grouping of related accounts that is used to maintain control over resources that have been segregated for specific activities or objectives. Washoe County, like other state and local governments, uses fund accounting to ensure and demonstrate compliance with finance-related legal requirements. Each of the County's funds can be classified as either governmental, proprietary, or fiduciary.

**Governmental Funds.** Governmental funds are used to account for essentially the same functions reported as governmental activities in the government-wide financial statements. However, unlike the government-wide financial statements, governmental fund financial statements focus on near-term inflows and outflows of spendable resources, as well as on balances of spendable resources available at the end of the fiscal year. Such information can be useful for gauging the County's near-term financial requirements.

Since the focus of governmental funds is narrower than that of the government-wide financial statements, both the governmental fund balance sheet and the governmental fund statement of revenues, expenditures, and changes in fund balances provide a reconciliation to facilitate comparison between governmental funds and governmental activities. These reconciliations are included with the basic financial statements in this report.

The County maintains twenty-three individual governmental funds. The governmental funds financial statements provide separate details for the General Fund, Child Protective Services Fund, Other Restricted Fund, which are considered to be major funds. Data from the remaining governmental funds are combined into a single aggregated presentation. Individual fund data for each of these non-major funds is provided in the form of combining statements in the non-major governmental funds section of this report.

The County adopts an annual appropriated budget for each of its governmental funds. A budgetary comparison is provided for each of the County's governmental funds to demonstrate compliance with the budget. The budgetary comparison statement for the General Fund, Child Protective Services Fund, and the Other Restricted Fund are presented with the basic financial statements. The budgetary comparisons for all other governmental funds are included in the fund financial statements and schedules included as supplementary information.

**Proprietary Funds.** The County maintains two different types of proprietary funds. Enterprise funds are used to report the same functions presented as business-type activities in the government-wide financial statements. Washoe County uses enterprise funds to account for a sewer utility, golf courses and building permit activities. Internal service funds are an accounting device used to accumulate and allocate costs internally among the County's various functions. The County uses internal service funds to account for its fleet of vehicles and for self-insurance activities including liability insurance, workers' compensation and group health insurance. Because these activities predominantly benefit governmental rather than business-type functions, they are included within governmental activities in the government-wide financial statements.

Proprietary funds provide the same type of information as the government-wide financial statements, but in more detail. The proprietary fund financial statements provide separate information for the Utilities Fund and the Building and Safety Fund, which are considered to be major funds. The remaining funds are combined into a single, aggregated presentation. All internal service funds are combined into a single, aggregated presentation in the proprietary fund financial statements. Individual fund data for the remaining enterprise and internal service funds is provided in the form of combining statements in the applicable sections of this report.

**Fiduciary Funds.** Fiduciary funds are used to account for resources held for the benefit of parties outside of the County. Fiduciary funds are not included in the government-wide financial statements because the resources of

**WASHOE COUNTY, NEVADA**  
**MANAGEMENT'S DISCUSSION AND ANALYSIS**  
**JUNE 30, 2021**  
**(CONTINUED)**

those funds are not available to support the County's own programs. The accounting used for fiduciary funds is much like that used for proprietary funds.

**Notes to the Basic Financial Statements.** The notes provide additional information that is essential to a full understanding of the data provided in the government-wide and fund financial statements. The notes to the financial statements can be found in this report following the basic financial statements.

**Other Information.** Following the notes in this report, required supplementary information is presented concerning the County's progress in funding its obligations to provide retiree health benefits and pensions. Other information, including combining and individual fund statements and schedules are presented after the basic financial statements, notes and required supplementary information. In addition, unaudited statistical information is provided on a ten-year basis, as available, for trend analysis and to provide historical perspective.

**GOVERNMENT-WIDE FINANCIAL ANALYSIS**

The County's assets and deferred outflows of resources exceeded liabilities and deferred inflows by \$308.9 million at June 30, 2021, an increase of 69% from the prior year. This resulted primarily from the increases in the Business-Type Activities. These factors are discussed in more detail in the notes to the financial statements.

**Washoe County's Net Position**  
**(in Thousands)**

	Governmental Activities		Business-Type Activities		Total	
	2021	2020	2021	2020	2021	2020
<b>Assets</b>						
Current and other assets	\$ 453,402	\$ 303,639	\$ 165,860	\$ 150,961	\$ 619,262	\$ 454,600
Net capital assets	442,605	459,615	164,324	146,024	606,929	605,639
Total assets	896,007	763,254	330,184	296,985	1,226,191	1,060,239
<b>Deferred outflows of resources</b>	82,001	91,633	1,340	1,502	83,341	93,135
<b>Liabilities</b>						
Current liabilities	78,566	72,947	6,760	6,138	85,326	79,085
Noncurrent liabilities due within one year	70,616	44,996	2,011	2,676	72,627	47,672
Noncurrent liabilities due in more than one year	674,403	775,486	24,450	15,142	698,853	790,628
Total liabilities	823,585	893,429	33,221	23,956	856,806	917,385
<b>Deferred inflows of resources</b>	141,254	52,275	2,621	730	143,875	53,005
<b>Net position</b>						
Net investment in capital assets	341,530	359,922	145,824	138,476	487,354	498,398
Restricted	184,689	130,298	3,021	1,515	187,710	131,813
Unrestricted	(513,050)	(581,037)	146,837	133,810	(366,213)	(447,227)
Total net position	\$ 13,169	\$ (90,817)	\$ 295,682	\$ 273,801	\$ 308,851	\$ 182,984

The largest portion of the County's net position remains its investment in capital assets (e.g., land, buildings, equipment and construction in progress), less any outstanding debt used to acquire them. Capital assets are used to provide services to citizens and therefore are not regarded as being available to fund future spending. Similarly, though they are reported net of related debt, the capital assets themselves will not be used to liquidate these obligations.

Restricted net position of \$187.7 million is an increase of \$55.9 million from the prior year, and represents resources that are subject to external restrictions (statutes, bond covenants, or granting agencies) on how they may be used. Additional details concerning these restrictions are provided in the notes to the financial statements.

**WASHOE COUNTY, NEVADA**  
**MANAGEMENT'S DISCUSSION AND ANALYSIS**  
**JUNE 30, 2021**  
**(CONTINUED)**

Unrestricted net position represents resources that can be used to meet the County's other obligations to citizens and creditors, though these resources may not be in spendable form. It is not uncommon for governments to report negative net position, particularly in the governmental activities column. Unrestricted net position deficits commonly arise because governments have long-term liabilities that they fund on a pay-as-you-go basis, appropriating resources annually as payments come due rather than accumulating assets in advance. Washoe County's deficit in unrestricted net position for governmental activities is \$513.0 million in the current year as a result of the continuing impact of GASB 68 and GASB 75.

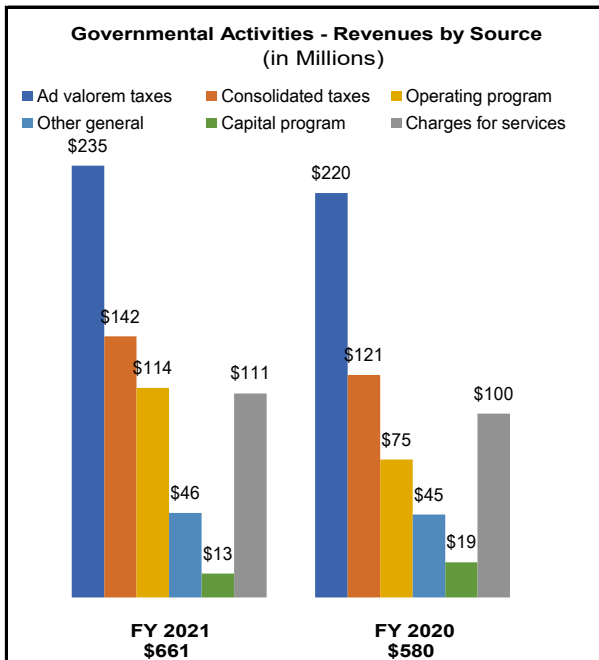
The unrestricted net position of the County's business-type activities of \$146.8 million may not be used to fund governmental activities.

**Washoe County Changes In Net Position**  
**(in Thousands)**

	Governmental Activities		Business-type Activities		Total	
	2021	2020	2021	2020	2021	2020
<b>Revenues:</b>						
Program revenues:						
Charges for services	\$ 111,222	\$ 101,345	\$ 24,116	\$ 21,870	\$ 135,338	\$ 123,215
Operating grants, interest and contributions	113,935	74,700	66	36	114,001	74,736
Capital grants, interest and contributions	12,597	19,286	12,394	9,560	24,991	28,846
General revenues:						
Ad valorem taxes	234,745	219,924	-	-	234,745	219,924
Consolidated taxes	142,376	121,150	-	-	142,376	121,150
Other intergovernmental	45,402	38,412	-	-	45,402	38,412
Investment earnings	452	6,418	109	5,272	561	11,690
Other	1	39	-	-	1	39
Total revenues	660,730	581,274	36,685	36,738	697,415	618,012
<b>Expenses:</b>						
General government	115,871	121,091	-	-	115,871	121,091
Judicial	79,233	84,177	-	-	79,233	84,177
Public safety	179,342	192,592	-	-	179,342	192,592
Public works	26,617	40,103	-	-	26,617	40,103
Health and sanitation	31,154	24,383	-	-	31,154	24,383
Welfare	99,080	100,398	-	-	99,080	100,398
Culture and recreation	21,781	24,380	-	-	21,781	24,380
Community support	111	199	-	-	111	199
Interest/fiscal charges	4,355	4,477	-	-	4,355	4,477
Utilities	-	-	11,776	13,064	11,776	13,064
Golf courses	-	-	334	582	334	582
Building permits	-	-	2,694	2,941	2,694	2,941
Total Expenses	557,544	591,800	14,804	16,587	572,348	608,387
Change in net position	103,186	(10,526)	21,881	20,151	125,067	9,625
<b>Net position, July 1, as restated</b>	<b>(90,017)</b>	<b>(80,291)</b>	<b>273,801</b>	<b>253,650</b>	<b>183,784</b>	<b>173,359</b>
<b>Net position, June 30</b>	<b>\$ 13,169</b>	<b>\$ (90,817)</b>	<b>\$ 295,682</b>	<b>\$ 273,801</b>	<b>\$ 308,851</b>	<b>\$ 182,984</b>

**Governmental Activities.** Governmental activities increased the County's net position at June 30<sup>th</sup> by \$103.2 million. This increase was largely driven due to the increase in revenues from Ad valorem taxes, Consolidated taxes and money received from the federal government due to the COVID-19 pandemic response.

**WASHOE COUNTY, NEVADA  
MANAGEMENT'S DISCUSSION AND ANALYSIS  
JUNE 30, 2021  
(CONTINUED)**

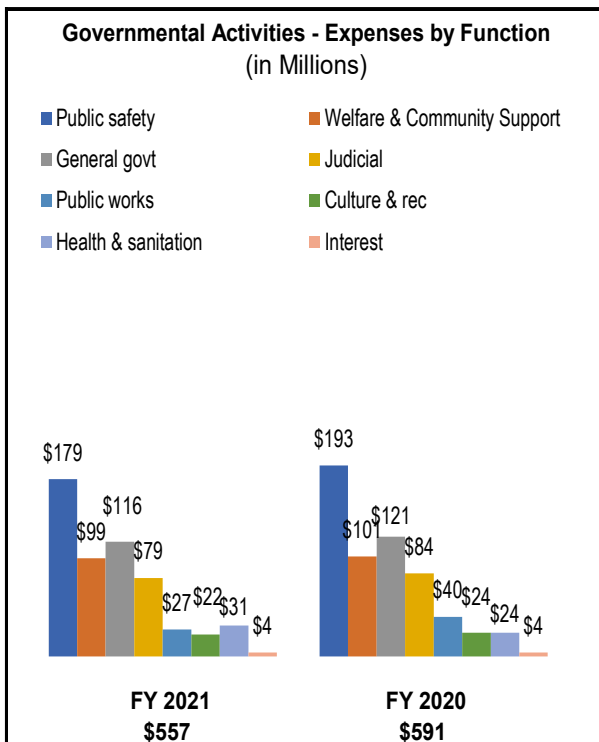


**Revenues** for ad valorem taxes were \$15 million (7%) higher than FY20. Consolidated sales taxes (received from the State) increased for the eighth consecutive year, growing by \$21 million (18%). Ad valorem taxes and consolidated taxes make up 57% of revenues from governmental activities.

Operating program revenues increased \$39 million (53%) when compared to the prior year. The Federal government, in response to the pandemic, provided a lot of money for the COVID-19 pandemic this fiscal year to assist local governments in responding to the pandemic.

Other general revenues increased \$1 million (2%) when compared to the prior year. Other general revenues include sales and other taxes, intergovernmental revenues, and unrestricted investment earnings.

Capital program revenues decreased by \$7 million or 35% compared to fiscal year 2020. These revenues are subject to fluctuation and such variation is not unusual.



**Expenses** for governmental activities decreased by \$34 million (6%) compared to the prior year, primarily the result of decreases in expenses that occurred in FY21 associated with the COVID-19 pandemic and pension/OPEB costs. Total expenses for public safety, public works, welfare and community support and health & sanitation decreased during the year. Some of these decreases in spending are a reflection of COVID-19 recovery and were anticipated in the budget.

General government costs decreased by \$5 million (4%) compared to the prior year because of costs associated with the COVID-19 pandemic and in the pension/OPEB costs with offset by increases in personnel costs for cost of living adjustments.

Public safety costs decreased by \$13 million (7%) compared to the prior year, in part due to decreased program activity levels and costs associated with the COVID-19 pandemic and funded CARES funds.

Total expenses in public works decreased \$13 million (34%) for this fiscal year because of anticipated budgeted decreased expenses in the current year associated with the COVID-19 pandemic.

**Business-type Activities.** Net position for FY21 of \$295.7 million for business-type activities is \$21.9 million more than FY20. This increase is due to the net impact of increased revenues and decreased expenses year over year.

Revenue for business-type activities for FY21 was flat when compared to FY20. This was partially due to an increase in operating revenue for FY21 from increases in new sewer customers and higher sewer rates in the Utility business and an increase in building permits which was offset by a reduction in the investment earnings.

**WASHOE COUNTY, NEVADA  
MANAGEMENT'S DISCUSSION AND ANALYSIS  
JUNE 30, 2021  
(CONTINUED)**

Decreases in expenses for business-type activities for FY21 was \$1.8 million when compared to FY20. The majority of this decrease was within the Utility business and within repairs and maintenance, water and sewer, construction in process write-offs and the capital contra expenses. FY21 repairs and maintenance expense was \$0.3 million lower than FY20 primarily due to manhole rehabs. FY21 investment interest was \$0.6 million lower than FY20 due to the lower earnings. FY21 construction-in-process write-off expense was \$0.2 million lower than FY20 due to the write-off of the Pleasant Valley Interceptor project in FY20. Lastly, the capital contra account had a \$0.4 million higher offset to expenses than FY20 primarily due to the FY21 South Truckee Meadows Water Reclamation facility expansion project.

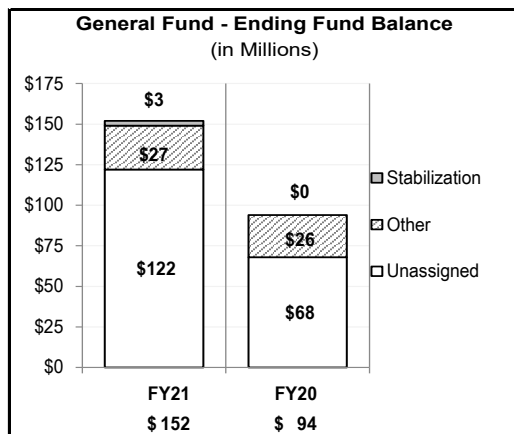
**FINANCIAL ANALYSIS – GOVERNMENTAL FUNDS**

As noted earlier, Washoe County uses fund accounting to ensure and demonstrate compliance with finance-related legal requirements.

**Governmental Funds.** The focus of the County’s governmental funds is to provide information on near-term inflows, outflows and balances of spendable resources. Such information is useful in assessing the County’s funding requirements. In particular, unassigned fund balance can provide a useful measure of net resources available for discretionary use since they represent fund balance which has not been limited to use for a particular purpose by either an external party or the County itself.

At June 30, 2021, Washoe County’s governmental funds reported combined fund balances of \$302.4 million, an increase of \$84.3 million in comparison to the prior year. This increase is primarily due to the increases in the General Fund, Child Protective Services Fund, Other Restricted Fund and Other Governmental Funds. The increases were in General Fund of \$58.2 million, Child Protective Services Fund of \$3.5 million, Other Restricted Fund of \$5.8 million and Other Governmental Funds of \$16.8 million increase in fund balance. Unassigned General Fund balance of \$122.1 million is 40% of the total governmental fund balance. The remainder of fund balance is either nonspendable (not in spendable form or legally required to be maintained intact); or restricted, committed or assigned for particular purposes. Fund balances are discussed in greater detail in note 13.

**General Fund.** The General Fund is the County’s primary operating fund. Total fund balance increased \$58 million (62%) for the year primarily due to an increase of \$36 million (10%) in revenue and a reallocation of funds due to the COVID-19 pandemic. The revenue increase is attributed to an increase in ad valorem and consolidated taxes which together consists of 82% of general fund revenue. Ad valorem taxes increased \$13 million (7%) over prior year and consolidated taxes increased \$21 million (18%) over prior year.



The stabilization portion of fund balance represents funds reserved for stabilization purposes in the event of a fiscal emergency, as authorized by Nevada Revised Statutes 354.6115. Stabilization funding levels are set by the Board of County Commissioners, and the balance is included in restricted fund balance. On April 28, 2015, the Board of County Commissioners approved a policy change in stabilization funding, from a percentage of expenditures to a minimum amount of \$3 million committed. The stabilization fund balance was reduced to zero in FY18 due to expenditures for the January, 2017 and February, 2017 flood events. The stabilization reserve was replenished back to its minimum amount of \$3 million for FY19 by the BCC on May 21, 2019. For FY20, the BCC on May 12, 2020 authorized the stabilization funding of \$3 million to be used for the unexpected COVID-19 expenditures. For FY21 the stabilization funding was replenished back to \$3 million.

Other fund balances include non-spendable, restricted, committed assigned and unassigned amounts. The total of these balances increased 59% in the current year. Restricted fund balance of \$27.7 million is restricted for debt service, the Incline Village Property Tax Refund Settlement, and Stabilization reserves. The committed and assigned fund balance of \$2.7 million is for major contracts and purchase orders extending into the following fiscal year.

**WASHOE COUNTY, NEVADA**  
**MANAGEMENT'S DISCUSSION AND ANALYSIS**  
**JUNE 30, 2021**  
**(CONTINUED)**

**Child Protective Services Fund.** The Child Protective Services Fund, a major fund managed by the Human Services Agency, accounts for resources specifically appropriated to protect against the neglect, abandonment and abuse of children in Washoe County. Federal and state grants are the primary funding sources, and together made up 77% of the revenue for the year. Other revenue and ad valorem taxes are contributing 12% while service fees are contributing 11%. Expenditures include personnel costs, as well as, expenditures for child protection and placement, including emergency shelter, professional services, foster care, adoption subsidies, referral services, and other operating services and supplies.

Ending fund balance of \$10.5 million increased \$3.5 million (51%) from prior year primarily due an decrease in expenses for services and supplies. Restricted fund balance consists primarily of donations and private foundation grants to support related expenditures. The remainder of the fund balance is committed for the support of child protective programs.

**Other Restricted Fund.** The Other Restricted Fund, a major fund, accounts for various specific resources restricted for specified purposes consistent with legal and operating requirements. Resources include: ad valorem tax apportionments for Cooperative Extension support, car rental fees for the Reno baseball stadium debt, justice court administrative assessments for court projects, fees and donations for Wilbur D. May Center support and grants and restricted donations for General Fund departments. Ending fund balance of \$24.8 million increased \$0.7 million or 3% from the prior year due to increased Federal grant revenue for COVID-19 related expenditures.

**Proprietary Funds.** Proprietary fund statements provide the same type of information found in the government-wide financial statements, but in greater detail and at the individual fund level. They are accounted for using the full accrual basis of accounting; therefore, no reconciliation is required to the government-wide statements.

**Utilities Fund.** The Utilities Fund, a major fund, was established to account for County-owned and operated water and sewer systems in the unincorporated areas of the County. Change in net position of the fund increased \$19.9 million. When compared to the prior year's net position, the amount of increase is \$3.3 million. An increase of \$1.2 from operating activities and the collection of \$5.6 million in hookup fees. There was a net decrease in the fair value of investments of \$4.3 million and \$.8 million in operating expenses.

**Building & Safety Fund.** The Building & Safety Fund, a major fund, established to account exclusively for revenues and expenses relating to the issuance of building permits, as established by NRS 354.59891. Ending net position of the fund increased \$1.5 million primarily due to the strong demand for building permits in the region.

## **General Fund Budgetary Highlights**

**Original budget compared to final budget.** On January 12, 2021 with the Board of County Commissioners approval of the Annual Comprehensive Financial Report for the period ending June 30, 2020 an augmentation to the General Fund budget of \$5.0 million was approved for purchase orders extending into the following fiscal year for services and supplies and capital outlay.

**Final budget compared to actual results.** Overall, revenues varied from the budget by 20% for the year due to increased consolidated tax revenue and reimbursement from the Federal Emergency Management Agency for flood events in prior fiscal years. Overall expenditures varied only 4% from the final budget.

There was a 51% favorable variance to final budget in the community support function mainly attributable to lower than planned spending for services and supplies.

There was an 11% favorable variance to final budget in the Public Works function mainly attributable to lower than planned spending for capital outlay.

**WASHOE COUNTY, NEVADA  
MANAGEMENT'S DISCUSSION AND ANALYSIS  
JUNE 30, 2021  
(CONTINUED)**

**CAPITAL ASSETS**

The County's investment in capital assets (net of depreciation) for its governmental and business-type activities totaled \$607 million at year end, as summarized below.

**Washoe County Capital Assets (Net of Depreciation)  
(in Thousands)**

	Governmental Activities		Business-Type Activities		Total	
	2021	2020	2021	2020	2021	2020
Land, use rights	\$ 151,068	\$ 150,727	\$ 8,268	\$ 7,943	\$ 159,336	\$ 158,670
Plant capacity	-	-	825	825	825	825
Construction in progress	16,241	24,707	25,888	7,383	42,129	32,090
Land improvements	18,783	21,034	1,968	2,134	20,751	23,168
Building/improvements	150,239	157,592	37,699	38,723	187,938	196,315
Infrastructure	84,008	85,462	88,308	87,906	172,316	173,368
Equipment	20,586	18,215	442	106	21,028	18,321
Software	1,680	1,878	106	125	1,786	2,003
Plant capacity, depreciable	-	-	820	879	820	879
<b>Total</b>	<b>\$ 442,605</b>	<b>\$ 459,615</b>	<b>\$ 164,324</b>	<b>\$ 146,024</b>	<b>\$ 606,929</b>	<b>\$ 605,639</b>

Capital assets related to governmental activities decreased \$17.0 million in comparison to the prior year, primarily due to the net effect of current year depreciation of \$28.5 million and the CIP assets associated with the "Our Place" project which was moved to a long term 25 year lease arrangement.

Capital assets related to business-type activities increased \$18.3 million in comparison to the prior year. This is primarily due to the construction of a new sewer plant being built.

Additional information on the County's capital assets can be found in note 6.

**OUTSTANDING DEBT**

At June 30, 2021, the County's outstanding bonded debt totaled \$139 million. Of this amount, \$106 million is general obligation debt backed by the full faith and credit of the County, and \$3 million is special assessment debt for which the County is liable in the event of default by property owners subject to the assessment. The remainder of the County's debt consists of revenue bonds secured solely by specified revenue sources.

**Washoe County Outstanding Debt  
(in Thousands)**

	Governmental Activities		Business-Type Activities		Total	
	2021	2020	2021	2020	2021	2020
General Obligation Bonds	\$ 87,204	\$ 84,432	\$ 18,500	\$ 7,548	\$ 105,704	\$ 91,980
Revenue Bonds	30,621	32,825	-	-	30,621	32,825
Special Assessment Bonds	2,959	3,596	-	-	2,959	3,596
<b>Total</b>	<b>\$ 120,784</b>	<b>\$ 120,853</b>	<b>\$ 18,500</b>	<b>\$ 7,548</b>	<b>\$ 139,284</b>	<b>\$ 128,401</b>

**WASHOE COUNTY, NEVADA**  
**MANAGEMENT'S DISCUSSION AND ANALYSIS**  
**JUNE 30, 2021**  
**(CONTINUED)**

Outstanding debt related to governmental activities remained flat when compared to the prior year due to one new bond issue offset by regularly scheduled principal payments, discounts, premiums and deferred charges on refunding.

Outstanding debt for business-type activities increased \$11 million from prior year due to the issue of new debt for the cost of building a new sewer plant.

State Statute (NRS 244A.059) limits the amount of general obligation debt a government entity may issue to 10% of its total assessed valuation. The current limitation for the County is \$1.9 billion, which is \$1.8 billion in excess of the County's outstanding general obligation debt.

Additional information regarding the County's long-term debt can be found in notes 9, 10, and 11 to the financial statements.

### **ECONOMIC FACTORS**

Washoe County continued its response to the COVID-19 pandemic by serving the residents of the County as a regional response with the Cities of Reno and Sparks by forming a unified incident command structure to respond to the COVID-19 crisis. At the onset of the pandemic the County took actions to protect the health of the community, and County employees, by maintaining continuity of its critical and essential business functions and avoiding widespread impacts to its workforce from the COVID-19 outbreak. This unified structure included a cost-sharing agreement for the portion of the emergency response costs to maximize reimbursements from federal funding sources including the Federal Emergency Management Agency (FEMA) and the CARES Act. On April 30, 2020, the Governor of Nevada introduced the "Nevada United: Roadmap to Recovery" plan that outlined a phased approach to reopening Nevada business and industry. Cancellations and postponements of events at major venues within the County occurred and travel through Reno-Tahoe International Airport declined, however in May 2021, Reno-Tahoe International Airport total passengers increased 557% from the prior year.

As of June 1, 2021, more than 200,000 County residents have been fully vaccinated – 52.49%. As of September 24, 2021, Washoe County recognized its 800<sup>th</sup> death caused by COVID-19. The County continues to adhere to State directives, and to the Center of Disease Control guidelines in reopening of the State of Nevada and its businesses. During the pandemic closures, the County did not have to reduce its workforce. Personnel necessary to the operation of the County's facilities remained on-site with mask requirements, temperature checks and strategies utilized to promote "social distancing". The County learned to operate with much of its workforce working remotely and/or hybrid schedules and by limiting non-essential business travel.

During this past fiscal year, the County was allocated over \$20 million in federal CARES Act funding through the State, a \$6.6 million federal Emergency Rental Assistance grant, and has been awarded over \$91 million in federal funding under the America Rescue Plan Act. It is required that the \$91 million be fully spent by December 2026. Eligible uses for use of these funds include, but are not limited to, public health/negative economic impact, revenue loss, investment in water, sewer and broadband. Washoe County will conduct a process to identify the most urgent, wide-ranging, and impactful public health needs related to the COVID-19 public health emergency. Guidance states that the use of these funds must be incurred by December 31, 2024 and expended with all work performed and completed by December 31, 2026.

### **REQUESTS FOR INFORMATION**

This report is designed to provide a general overview of the County's finances for all interested parties. Questions concerning the information provided in this report or requests for additional financial information should be addressed to the Washoe County Comptroller, 1001 E. 9<sup>th</sup> Street, Room D-200, Reno, NV 89512. This report will also be available on the County's web site ([https://www.washoecounty.gov/comptroller/Annual Comprehensive Financial Report/index.php](https://www.washoecounty.gov/comptroller/Annual%20Comprehensive%20Financial%20Report/index.php)). Truckee Meadows Fire Protection District is included in this report as a discretely presented component unit. This entity issues its own separately audited financial statements, which is filed at the Washoe County Clerk's Office, 1001 E. 9<sup>th</sup> Street, Room A-150, Reno, Nevada 89512.





# **BASIC FINANCIAL STATEMENTS**

**BASIC FINANCIAL STATEMENTS**

	<b><u>Page</u></b>
<b>Government-wide Financial Statements</b>	
Statement of Net Position .....	16
Statement of Activities .....	17
<b>Fund Financial Statements</b>	
Governmental Funds .....	19
Other Restricted Fund .....	28
Proprietary Funds .....	32
Fiduciary Funds .....	37



*This Page Intentionally Left Blank*

**WASHOE COUNTY, NEVADA**  
**STATEMENT OF NET POSITION**  
**JUNE 30, 2021**

	Primary Government			Component Unit
	Governmental Activities	Business-type Activities	Total	Truckee Meadows Fire Protection District
<b>Assets</b>				
Cash and investments	\$ 377,556,322	\$ 140,124,308	\$ 517,680,630	\$ 18,807,940
Restricted cash and investments (Note 4)	785,060	1,237,778	2,022,838	906,806
Accounts receivable	7,678,544	1,513,677	9,192,221	433,468
Consolidated tax receivable	26,464,686	-	26,464,686	-
Property taxes receivable	1,754,924	-	1,754,924	-
Other taxes receivable	11,026,783	-	11,026,783	117,805
Interest receivable	848,981	310,384	1,159,365	44,921
Due from other governments	21,073,969	2,770,009	23,843,978	5,308,250
Internal balances	(19,697,199)	19,697,199	-	-
Inventory	331,774	-	331,774	-
Deposits and other assets	1,321,232	55,935	1,377,167	144,718
Long-term restricted cash and investments (Note 4)	2,274,000	-	2,274,000	-
Long-term assets (Notes 5)	21,982,786	150,557	22,133,343	-
Capital Assets: (Note 6)				
Nondepreciable	167,309,430	34,980,850	202,290,280	7,149,013
Other capital assets, net of depreciation	275,295,616	129,343,090	404,638,706	25,299,479
Total Assets	896,006,908	330,183,787	1,226,190,695	58,212,400
<b>Deferred Outflows of Resources</b>				
Deferred charge on refunding	342,899	69,174	412,073	-
Deferred outflows of resources - Pensions (Note 14)	64,172,784	915,359	65,088,143	8,679,738
Deferred outflows of resources - Other post employment benefits (OPEB) (Note 15)	17,485,046	355,601	17,840,647	3,480,645
Total Deferred Outflows of Resources	82,000,729	1,340,134	83,340,863	12,160,383
<b>Liabilities</b>				
Accounts payable	12,221,260	1,051,146	13,272,406	3,160,127
Accrued salaries and benefits	8,394,650	127,631	8,522,281	-
Contracts/retention payable	201,333	2,365,184	2,566,517	-
Interest payable	620,653	129,474	750,127	21,984
Due to other governments	4,966,285	861,837	5,828,122	784,446
Other liabilities (Note 7)	4,249,288	383,706	4,632,994	8,084
Unearned revenue (Note 8)	47,912,243	1,840,866	49,753,109	5,125
Noncurrent Liabilities:				
Due within one year	70,616,471	2,011,327	72,627,798	3,115,086
Due in more than one year, payable from restricted assets	2,274,000	-	2,274,000	-
Due in more than one year				
Net pension liability (Note 14)	420,005,157	5,631,441	425,636,598	35,281,344
OPEB liability (Note 15)	106,811,685	1,766,221	108,577,906	6,411,124
Other liabilities	145,311,433	17,052,482	162,363,915	11,067,161
Total Liabilities	823,584,458	33,221,315	856,805,773	59,854,481
<b>Deferred Inflows of Resources</b>				
Deferred inflows of resources - Pensions (Note 14)	26,054,747	295,277	26,350,024	2,125,534
Deferred inflows of resources - OPEB (Note 15)	115,199,274	2,325,472	117,524,746	188,753
Total Deferred Inflows of Resources	141,254,021	2,620,749	143,874,770	2,314,287
<b>Net Position</b>				
Net investment in capital assets	341,530,066	145,823,872	487,353,938	27,386,298
Restricted for:				
General government	34,669,805	-	34,669,805	-
Judicial	11,365,489	-	11,365,489	-
Public safety	26,546,371	1,842,079	28,388,450	1,782,999
Public works	137,406	-	137,406	-
Health and sanitation	16,014,121	-	16,014,121	-
Welfare	4,890,336	-	4,890,336	-
Culture and recreation	3,342,701	-	3,342,701	-
Debt service	12,604,567	1,178,865	13,783,432	-
Capital projects	38,650,032	-	38,650,032	-
Claims	36,468,049	-	36,468,049	560,165
Unrestricted	(513,049,785)	146,837,041	(366,212,744)	(21,525,447)
Total Net Position	\$ 13,169,158	\$ 295,681,857	\$ 308,851,015	\$ 8,204,015

The notes to the financial statements are an integral part of this statement.

**WASHOE COUNTY, NEVADA  
STATEMENT OF ACTIVITIES  
FOR THE YEAR ENDED JUNE 30, 2021**

Functions/Programs	Expenses	Indirect Expenses Allocation	Program Revenues		
			Charges for Services	Operating Grants, Interest, Contributions	Capital Grants, Interest, Contributions
<b>Primary Government</b>					
Governmental Activities:					
General government	\$ 115,871,372	\$ (5,316,912)	\$ 42,503,964	\$ 28,593,427	\$ 14,715
Judicial	79,233,152	-	7,577,362	4,710,063	-
Public safety	179,341,868	652,553	31,283,056	4,520,491	924,534
Public works	26,616,793	439,947	8,161,662	4,726,445	10,558,467
Health and sanitation	31,154,374	1,586,554	9,725,847	22,281,578	400,209
Welfare	99,079,834	2,566,144	11,810,620	47,968,662	29,553
Culture and recreation	21,781,234	71,714	158,799	1,135,097	669,407
Community support	111,450	-	-	-	-
Interest on long-term debt	4,354,816	-	-	-	-
<b>Total Governmental Activities</b>	<b>557,544,893</b>	<b>-</b>	<b>111,221,310</b>	<b>113,935,763</b>	<b>12,596,885</b>
Business-type Activities:					
Utilities	11,775,909	-	19,356,964	60,336	12,393,556
Golf courses	333,909	-	367,551	5,637	-
Building and Safety	2,694,064	-	4,391,725	-	-
<b>Total Business-type Activities</b>	<b>14,803,882</b>	<b>-</b>	<b>24,116,240</b>	<b>65,973</b>	<b>12,393,556</b>
<b>Total Primary Government</b>	<b>\$ 572,348,775</b>	<b>\$ -</b>	<b>\$ 135,337,550</b>	<b>\$ 114,001,736</b>	<b>\$ 24,990,441</b>
<b>Component Unit:</b>					
Truckee Meadows Fire Protection District	\$ 42,662,073	\$ -	\$ 1,487,666	\$ 868,825	\$ 530,990
Debt service	290,777	-	-	-	-
<b>Total Component Units</b>	<b>\$ 42,952,850</b>	<b>\$ -</b>	<b>\$ 1,487,666</b>	<b>\$ 868,825</b>	<b>\$ 530,990</b>

General Revenues:  
Ad valorem taxes  
Unrestricted intergovernmental revenues:  
Consolidated taxes  
LGTA sales taxes  
Infrastructure sales tax  
Other taxes and intergovernmental revenues  
Other miscellaneous  
Unrestricted investment earnings  
Gain on sales of capital assets  
Total General Revenues  
Change in Net Position

**Net Position (Deficit) , July 1, as restated (note 19)**

**Net Position, June 30**

The notes to the financial statements are an integral part of this statement.

**Net (Expense) Revenue and Changes in Net Position**

Primary Government			Component Unit
Governmental Activities	Business-type Activities	Total	Truckee Meadows Fire Protection District
\$ (39,442,354)	\$ -	\$ (39,442,354)	
(66,945,727)	-	(66,945,727)	
(143,266,340)	-	(143,266,340)	
(3,610,166)	-	(3,610,166)	
(333,294)	-	(333,294)	
(41,837,143)	-	(41,837,143)	
(19,889,645)	-	(19,889,645)	
(111,450)	-	(111,450)	
(4,354,816)	-	(4,354,816)	
(319,790,935)	-	(319,790,935)	
	20,034,947	20,034,947	
	39,279	39,279	
	1,697,661	1,697,661	
-	21,771,887	21,771,887	
(319,790,935)	21,771,887	(298,019,048)	
			\$ (39,774,592)
			(290,777)
			(40,065,369)
234,744,842	-	234,744,842	21,142,353
142,376,192	-	142,376,192	10,396,577
17,269,476	-	17,269,476	-
13,037,229	-	13,037,229	-
3,041,589	-	3,041,589	1,628,553
12,054,012	-	12,054,012	3,566,281
451,824	108,516	560,340	66,724
1,485	-	1,485	-
422,976,649	108,516	423,085,165	36,800,488
103,185,714	21,880,403	125,066,117	(3,264,881)
(90,016,556)	273,801,454	183,784,898	11,468,896
\$ 13,169,158	\$ 295,681,857	\$ 308,851,015	\$ 8,204,015

The notes to the financial statements are an integral part of this statement.

**WASHOE COUNTY, NEVADA  
GOVERNMENTAL FUNDS  
BALANCE SHEET  
JUNE 30, 2021**

	<u>General Fund</u>	<u>Child Protective Services Fund</u>	<u>Other Restricted Fund</u>
<b>Assets</b>			
Cash and investments	\$ 129,809,399	\$ 8,264,413	\$ 79,093,754
Restricted cash and investments (Note 4)	750,000	-	35,060
Accounts receivable	1,255,874	36,068	268,365
Consolidated tax receivable	26,464,686	-	-
Property taxes receivable	1,447,333	51,395	12,852
Other taxes receivable	5,293,965	-	458,479
Interest receivable	519,854	-	12,553
Due from other funds	5,675,184	-	-
Due from other governments	2,150,031	5,471,618	2,846,301
Deposits and prepaid items	150,132	-	5,474
<b>Total Assets</b>	<b>\$ 173,516,458</b>	<b>\$ 13,823,494</b>	<b>\$ 82,732,838</b>
<b>Liabilities</b>			
Accounts payable	\$ 3,446,143	\$ 2,313,387	\$ 2,376,421
Accrued salaries and benefits	6,267,152	769,745	169,638
Contracts/retention payable	-	-	40,153
Due to other funds	5,645,171	-	-
Due to other governments	739,029	7,241	1,546,272
Due to others	168,883	-	40,785
Deposits (Note 7)	3,563,840	-	26,997
Other liabilities (Note 7)	-	800	-
Unearned revenue (Note 8)	-	-	47,912,243
<b>Total Liabilities</b>	<b>19,830,218</b>	<b>3,091,173</b>	<b>52,112,509</b>
<b>Deferred Inflows of Resources (Note 8)</b>			
Unavailable revenue - grants and other revenue	-	236,525	5,793,665
Unavailable revenue - property taxes	1,196,886	42,506	10,629
<b>Total Deferred Inflows of Resources</b>	<b>1,196,886</b>	<b>279,031</b>	<b>5,804,294</b>
<b>Fund Balances (Note 13)</b>			
Nonspendable	150,132	-	5,474
Restricted	27,550,000	160,679	24,459,349
Committed	444,769	10,292,611	945,300
Assigned	2,257,487	-	-
Unassigned	122,086,966	-	(594,088)
<b>Total Fund Balances</b>	<b>152,489,354</b>	<b>10,453,290</b>	<b>24,816,035</b>
<b>Total Liabilities, Deferred Inflows of Resources, and Fund Balances</b>	<b>\$ 173,516,458</b>	<b>\$ 13,823,494</b>	<b>\$ 82,732,838</b>

The notes to the financial statements are an integral part of this statement.

<b>Other Nonmajor Governmental Funds</b>	<b>Total Governmental Funds</b>
\$ 103,212,911	\$ 320,380,477
-	785,060
894,888	2,455,195
-	26,464,686
243,344	1,754,924
5,274,339	11,026,783
198,746	731,153
799	5,675,983
10,474,403	20,942,353
5,791	161,397
<u>\$ 120,305,221</u>	<u>\$ 390,378,011</u>
\$ 2,961,126	\$ 11,097,077
1,101,727	8,308,262
161,180	201,333
962	5,646,133
2,452,756	4,745,298
-	209,668
304,421	3,895,258
17,064	17,864
-	47,912,243
<u>6,999,236</u>	<u>82,033,136</u>
3,490,854	9,521,044
204,447	1,454,468
<u>3,695,301</u>	<u>10,975,512</u>
-	155,606
88,532,950	140,702,978
12,600,517	24,283,197
8,477,217	10,734,704
-	121,492,878
<u>109,610,684</u>	<u>297,369,363</u>
<u>\$ 120,305,221</u>	<u>\$ 390,378,011</u>

The notes to the financial statements are an integral part of this statement.



**WASHOE COUNTY, NEVADA  
RECONCILIATION OF THE BALANCE SHEET  
OF GOVERNMENTAL FUNDS TO THE  
STATEMENT OF NET POSITION  
JUNE 30, 2021**

Fund Balances - Governmental Funds		\$ 297,369,363
Amounts reported for governmental activities in the statement of net position are different because:		
Capital assets used in governmental activities are not financial resources and therefore are not reported in governmental funds.		
Governmental capital assets	\$ 1,278,595,389	
Less accumulated depreciation	<u>(848,416,099)</u>	430,179,290
Deferred Outflows of resources are not available to pay for current period expenditures, and, therefore are not reported in the governmental funds.		
Deferred Outflows - PERS Pension	64,172,784	
Deferred Outflows - OPEB Pension	17,485,046	
Deferred Charge on Refunding	<u>342,899</u>	82,000,729
Other assets used in governmental activities are not financial resources and therefore are not reported in governmental funds.		
Notes Receivable	7,435,514	
Prepaid bond insurance	331,258	
Prepaid building lease	<u>13,070,648</u>	20,837,420
Other liabilities are not due and payable in the current period and therefore are not reported in governmental funds.		
Lease payable based on the amortization of non level payments	(42,483)	
Refunds payable - Incline Village Property Tax Refund Settlement	(23,800,000)	
Interfund payable	(29,850)	
Accreted Interest	<u>(12,365,307)</u>	(36,237,640)
Long-term liabilities, including bonds payable and accrued interest, are not due and payable in the current period and therefore are not reported in governmental funds.		
Governmental bonds payable	(116,819,575)	
Bond premiums, discounts and charge on refundings	(3,963,965)	
Accrued interest payable	(620,653)	
Pollution remediation obligation	(4,770,578)	
Net Pension Liability	(420,005,157)	
Net OPEB Liability	(106,811,685)	
Compensated absences	<u>(33,054,348)</u>	(686,045,961)
Deferred inflows of resources related to pensions and other post-employment benefits (OPEB) are applicable to future periods and, therefore, are not reported in the governmental funds.		
Deferred Inflows - pension	(26,054,747)	
Deferred Inflows - other postemployment benefits	<u>(115,199,274)</u>	(141,254,021)
Revenues that were not available to fund current expenditures and therefore are not reported in governmental funds.		
		10,975,513
Internal service funds are used by management to charge the costs of certain activities to individual funds. Net position of internal service funds is reported with governmental activities.		
Total net position of internal service funds	55,032,873	
Internal balances receivable from business-type activities	<u>1,454,037</u>	56,486,910
Governmental funds report allocations of indirect expenses to enterprise funds. However, in the Statement of Activities indirect expenses are eliminated.		
		<u>(21,142,445)</u>
Total Net Position of Governmental Activities		<u>\$ 13,169,158</u>

The notes to the financial statements are an integral part of this statement.



*This Page Intentionally Left Blank*

**WASHOE COUNTY, NEVADA  
GOVERNMENTAL FUNDS  
STATEMENT OF REVENUES, EXPENDITURES AND CHANGES IN FUND BALANCES  
FOR THE YEAR ENDED JUNE 30, 2021**

	<u>General Fund</u>	<u>Child Protective Services Fund</u>	<u>Other Restricted Fund</u>
<b>Revenues</b>			
Taxes:			
Ad valorem	\$ 193,173,513	\$ 6,743,520	\$ 1,685,902
Car rental fee	-	-	1,313,586
Other taxes	623,789	-	-
Special assessments	-	-	-
Licenses and permits	10,794,523	20,290	-
Intergovernmental revenues	170,111,827	43,600,696	29,501,705
Charges for services	23,423,125	6,162,524	4,244,301
Fines and forfeitures	6,754,416	-	2,593,360
Miscellaneous	2,761,286	101,199	2,192,101
<b>Total Revenues</b>	<b>407,642,479</b>	<b>56,628,229</b>	<b>41,530,955</b>
<b>Expenditures</b>			
Current:			
General government	46,173,142	-	25,265,363
Judicial	72,272,853	-	6,676,008
Public safety	150,480,349	-	3,805,770
Public works	13,334,503	-	893,844
Health and sanitation	-	-	-
Welfare	1,753,495	61,029,108	73,177
Culture and recreation	15,470,205	-	651,259
Community support	107,892	-	-
Intergovernmental	4,043,577	-	1,680,000
Capital outlay	-	-	-
Debt Service:			
Principal	-	-	-
Interest	-	-	-
Debt service fees and other fiscal charges	-	-	-
Bond issuance costs	-	-	-
<b>Total Expenditures</b>	<b>303,636,016</b>	<b>61,029,108</b>	<b>39,045,421</b>
Excess (Deficiency) of Revenues Over (Under) Expenditures	104,006,463	(4,400,879)	2,485,534
<b>Other Financing Sources (Uses)</b>			
Proceeds from asset disposition	-	-	5,412
Proceeds from bonds issued	-	-	-
Bond premium	-	-	-
Refunding bonds issued	-	-	-
Refunding payment to escrow agent	-	-	-
Transfers in	1,084,865	7,945,659	-
Transfers out	(46,869,779)	-	(1,781,840)
<b>Total Other Financing Sources (Uses)</b>	<b>(45,784,914)</b>	<b>7,945,659</b>	<b>(1,776,428)</b>
<b>Net Change in Fund Balances</b>	<b>58,221,549</b>	<b>3,544,780</b>	<b>709,106</b>
<b>Fund Balances, July 1 , as restated</b>	<b>94,267,805</b>	<b>6,908,510</b>	<b>24,106,929</b>
<b>Fund Balances, June 30</b>	<b>\$ 152,489,354</b>	<b>\$ 10,453,290</b>	<b>\$ 24,816,035</b>

The notes to the financial statements are an integral part of this statement.

<b>Other Nonmajor Governmental Funds</b>	<b>Total Governmental Funds</b>
\$ 31,723,204	\$ 233,326,139
-	1,313,586
1,447,534	2,071,323
758,360	758,360
5,398,370	16,213,183
51,122,276	294,336,504
14,966,279	48,796,229
139,500	9,487,276
7,101,368	12,155,954
<u>112,656,891</u>	<u>618,458,554</u>
466,994	71,905,499
-	78,948,861
23,388,650	177,674,769
14,319,320	28,547,667
33,614,416	33,614,416
37,595,747	100,451,527
2,470,164	18,591,628
-	107,892
5,989,953	11,713,530
11,413,478	11,413,478
19,917,650	19,917,650
3,321,116	3,321,116
55,932	55,932
350,636	350,636
<u>152,904,056</u>	<u>556,614,601</u>
<u>(40,247,165)</u>	<u>61,843,953</u>
1,485	6,897
9,135,000	9,135,000
1,411,220	1,411,220
9,695,000	9,695,000
140,000	140,000
54,009,321	63,039,845
(17,388,226)	(66,039,845)
<u>57,003,800</u>	<u>17,388,117</u>
16,756,635	79,232,070
92,854,049	218,137,293
<u>\$ 109,610,684</u>	<u>\$ 297,369,363</u>

**WASHOE COUNTY, NEVADA  
RECONCILIATION OF THE STATEMENT OF REVENUES,  
EXPENDITURES AND CHANGES IN FUND BALANCES OF GOVERNMENTAL FUNDS  
TO THE STATEMENT OF ACTIVITIES  
FOR THE YEAR ENDED JUNE 30, 2021**

Net Change in Fund Balances - Governmental Funds \$ 79,232,070

Amounts reported for governmental activities in the Statement of Activities are different because:

Governmental funds report capital outlays as expenditures. However, in the Statement of Activities, the cost of those assets is depreciated over their estimated useful lives.

Expenditures for capital assets	\$ 10,538,374	
Less current year depreciation/amortization	<u>(27,226,781)</u>	(16,688,407)

Revenues in the Statement of Activities that do not provide current financial resources are not reported as revenues in governmental funds.

Donated capital assets	30,150	
Change in unavailable revenue	<u>694,311</u>	724,461

Bond proceeds provide current financial resources to governmental funds, but issuing debt increases long-term liabilities in the Statement of Net Position. Repayment of bond principle is an expenditure in governmental funds, but the repayment reduces long-term liabilities in the Statement of Net Position. This is the amount by which bonds issued exceeded repayments:

Bonds Issued		(18,830,000)
Bond principal payments		<u>19,917,649</u>

Some expenses reported in the Statement of Activities do not require the use of current financial resources and therefore are not reported as expenditures in governmental funds.

Amortization of bond premium	392,925	
Amortization of deferred charge on refunding	47,193	
Amortization of bond prepaid insurance	331,259	
Change of prepaid equipment lease	(48,751)	
Change in lease payable	28,322	
Change in prepaid building lease	13,070,678	
Change in Note Receivable	7,435,514	
Change in compensated absences	(2,511,806)	
Change in remediation obligation	132,434	
Change in pension expense	(5,665,922)	
Change in OPEB expense	20,267,666	
Change in accrued interest payable	93,967	
Change in accreted interest capital appreciation bonds	(1,417,464)	
Disposition of capital assets	<u>(1,764,814)</u>	30,391,201

Internal service funds are used by management to charge the costs of certain activities to individual funds. The net revenue (expense) of internal service funds is reported with governmental activities.

Change in net position of internal service funds	8,984,328	
Internal charges reported in business activities	<u>(545,588)</u>	<u>8,438,740</u>
Change in Net Position of Governmental Activities		<u>\$ 103,185,714</u>

The notes to the financial statements are an integral part of this statement.

**WASHOE COUNTY, NEVADA**  
**GENERAL FUND**  
**STATEMENT OF REVENUES, EXPENDITURES AND**  
**CHANGES IN FUND BALANCES - BUDGET AND ACTUAL - BY FUNCTION AND ACTIVITY**  
**FOR THE YEAR ENDED JUNE 30, 2021**

	<u>Budgeted Amounts</u>		<u>Actual</u>	<u>Variance to Final Budget</u>
	<u>Original</u>	<u>Final</u>		
<b>Revenues</b>				
Taxes:				
Ad valorem	\$ 191,201,430	\$ 191,201,430	\$ 193,173,513	\$ 1,972,083
Other taxes	200,000	200,000	623,789	423,789
Licenses and permits	9,740,793	9,740,793	10,794,523	1,053,730
Intergovernmental revenues	107,864,064	107,864,064	170,111,827	62,247,763
Charges for services	21,228,680	21,228,680	23,423,125	2,194,445
Fines and forfeitures	4,417,282	4,417,282	6,754,416	2,337,134
Miscellaneous	4,048,685	4,048,685	2,761,286	(1,287,399)
Total Revenues	<u>338,700,934</u>	<u>338,700,934</u>	<u>407,642,479</u>	<u>68,941,545</u>
<b>Expenditures by Function and Activity</b>				
General Government:				
Legislative	841,313	805,313	783,280	22,033
Executive	6,580,810	6,520,810	5,498,554	1,022,256
Elections	2,449,125	2,449,125	2,435,208	13,917
Finance	14,454,044	14,454,043	13,421,998	1,032,045
Other General Government	24,904,464	23,424,095	24,034,102	(610,007)
Total General Government	<u>49,229,756</u>	<u>47,653,386</u>	<u>46,173,142</u>	<u>1,480,244</u>
Judicial:				
District Attorney	24,493,766	24,493,766	22,898,682	1,595,084
District Court	23,841,608	23,841,608	23,495,794	345,814
Public Defense	14,660,053	14,660,053	14,206,848	453,205
Justice Courts	12,225,481	12,225,481	11,496,344	729,137
Incline Constable	203,672	203,672	191,955	11,717
Undesignated Judicial	(2,739,493)	(2,739,493)	(16,770)	(2,722,723)
Total Judicial	<u>72,685,087</u>	<u>72,685,087</u>	<u>72,272,853</u>	<u>412,234</u>
Public Safety:				
Sheriff and Detention	126,761,251	127,372,091	124,401,435	2,970,656
Medical Examiner	4,499,832	4,499,832	4,509,349	(9,517)
County Manager	5,833,961	5,741,529	1,474,346	4,267,183
Juvenile Services	16,958,872	16,958,872	15,279,857	1,679,015
Protective Services	6,169,697	6,169,697	5,675,978	493,719
Undesignated Public Safety	(2,814,223)	(3,861,431)	(860,616)	(3,000,815)
Total Public Safety	<u>157,409,390</u>	<u>156,880,590</u>	<u>150,480,349</u>	<u>6,400,241</u>
Public Works:				
Community Services Department (CSD)	15,497,985	14,929,449	13,334,503	1,594,946
Total Public Works	<u>15,497,985</u>	<u>14,929,449</u>	<u>13,334,503</u>	<u>1,594,946</u>
Welfare:				
Human Services	2,035,946	1,887,736	1,753,495	134,241
Total Welfare	<u>2,035,946</u>	<u>1,887,736</u>	<u>1,753,495</u>	<u>134,241</u>
Culture and Recreation:				
Library	10,264,365	10,264,364	9,395,226	869,138
CSD - Regional Parks and Open Space	6,718,799	6,718,799	6,077,285	641,514
Undesignated-Culture & Recreation	(576,944)	(576,994)	(2,306)	(574,688)
Total Culture and Recreation	<u>16,406,220</u>	<u>16,406,169</u>	<u>15,470,205</u>	<u>935,964</u>

(CONTINUED)

The notes to the financial statements are an integral part of this statement.

**WASHOE COUNTY, NEVADA  
GENERAL FUND  
STATEMENT OF REVENUES, EXPENDITURES AND  
CHANGES IN FUND BALANCES - BUDGET AND ACTUAL - BY FUNCTION AND ACTIVITY  
FOR THE YEAR ENDED JUNE 30, 2021**

	<u>Budgeted Amounts</u>		<u>Actual</u>	<u>Variance to Final Budget</u>
	<u>Original</u>	<u>Final</u>		
Community Support	\$ 219,761	\$ 219,761	\$ 107,892	\$ 111,869
Intergovernmental	4,053,475	4,053,475	4,043,577	9,898
Total Expenditures	<u>317,537,620</u>	<u>314,715,653</u>	<u>303,636,016</u>	<u>11,079,637</u>
Excess (Deficiency) of Revenues Over (Under) Expenditures	<u>21,163,314</u>	<u>23,985,281</u>	<u>104,006,463</u>	<u>80,021,182</u>
<b>Other Financing Sources (Uses)</b>				
Surplus supplies sales	-	5,000	-	(5,000)
Contingency	750,000	-	-	-
Transfers in	1,083,400	1,142,030	1,084,865	(57,165)
Transfers out	<u>(38,960,760)</u>	<u>(41,599,760)</u>	<u>(46,869,779)</u>	<u>(5,270,019)</u>
Total Other Financing Sources (Uses)	<u>(37,127,360)</u>	<u>(40,452,730)</u>	<u>(45,784,914)</u>	<u>(5,332,184)</u>
Net Change in Fund Balances	(15,964,046)	(16,467,449)	58,221,549	74,688,998
<b>Fund Balances, July 1</b>	<u>64,587,437</u>	<u>67,625,908</u>	<u>94,267,805</u>	<u>26,641,897</u>
<b>Fund Balances, June 30</b>	<u>\$ 48,623,391</u>	<u>\$ 51,158,459</u>	<u>\$ 152,489,354</u>	<u>\$ 101,330,895</u>

The notes to the financial statements are an integral part of this statement.

**WASHOE COUNTY, NEVADA  
CHILD PROTECTIVE SERVICES FUND  
STATEMENT OF REVENUES, EXPENDITURES AND  
CHANGES IN FUND BALANCES - BUDGET AND ACTUAL  
FOR THE YEAR ENDED JUNE 30, 2021**

	<u>Budgeted Amounts</u>		<u>Actual</u>	<u>Variance to Budget</u>
	<u>Original</u>	<u>Final</u>		
<b>Revenues</b>				
Taxes:				
Ad valorem	\$ 6,676,888	\$ 6,676,888	\$ 6,743,520	\$ 66,632
Licenses and Permits:				
Day care licenses	22,500	22,500	20,290	(2,210)
Intergovernmental Revenues:				
Federal grants	28,326,513	34,015,540	25,429,961	(8,585,579)
State grants	18,046,916	18,851,223	18,170,735	(680,488)
Charges for Services:				
Service fees	6,017,000	6,017,000	6,162,524	145,524
Miscellaneous:				
Contributions and donations	-	26,199	26,199	-
Other	-	107,500	75,000	(32,500)
Total Revenues	<u>59,089,817</u>	<u>65,716,850</u>	<u>56,628,229</u>	<u>(9,088,621)</u>
<b>Expenditures</b>				
Welfare Function:				
Salaries and wages	20,542,285	20,662,066	19,276,591	1,385,475
Employee benefits	11,325,442	11,428,713	10,421,840	1,006,873
Services and supplies	34,643,752	41,683,247	31,306,617	10,376,630
Capital outlay	154,200	154,200	24,060	130,140
Total Expenditures	<u>66,665,679</u>	<u>73,928,226</u>	<u>61,029,108</u>	<u>12,899,118</u>
Excess (Deficiency) of Revenues Over (Under) Expenditures	<u>(7,575,862)</u>	<u>(8,211,376)</u>	<u>(4,400,879)</u>	<u>3,810,497</u>
<b>Other Financing Sources (Uses)</b>				
Transfers:				
General Fund	447,237	447,237	447,237	-
Indigent Tax Levy Fund	7,498,422	7,498,422	7,498,422	-
Total Other Financing Sources (Uses)	<u>7,945,659</u>	<u>7,945,659</u>	<u>7,945,659</u>	<u>-</u>
Net Change in Fund Balances	369,797	(265,717)	3,544,780	3,810,497
<b>Fund Balances, July 1</b>	<u>6,200,011</u>	<u>6,835,526</u>	<u>6,908,510</u>	<u>72,984</u>
<b>Fund Balances, June 30</b>	<u>\$ 6,569,809</u>	<u>\$ 6,569,809</u>	<u>\$ 10,453,290</u>	<u>\$ 3,883,481</u>

The notes to the financial statements are an integral part of this statement.



**WASHOE COUNTY, NEVADA  
OTHER RESTRICTED FUND  
STATEMENT OF REVENUES, EXPENDITURES AND CHANGES IN FUND BALANCES - BUDGET AND ACTUAL  
FOR THE YEAR ENDED JUNE 30, 2021**

	<u>Budgeted Amounts</u>		<u>Actual</u>	<u>Variance to Budget</u>
	<u>Original</u>	<u>Final</u>		
<b>Revenues</b>				
Taxes:				
Ad valorem	\$ 1,669,221	\$ 1,669,221	\$ 1,685,902	\$ 16,681
Car rental	1,558,970	1,558,970	1,313,586	(245,384)
Intergovernmental revenues:				
Federal grants	4,660,151	41,756,380	27,486,898	(14,269,482)
Federal narcotics forfeitures	110,800	110,800	34,551	(76,249)
State grants	5,100	1,131,627	1,340,645	209,018
Local contributions	692,963	872,895	639,611	(233,284)
Charges for Services:				
General Government:				
Recorder fees	402,000	402,001	727,490	325,489
Map fees	94,000	94,000	66,905	(27,095)
Assessor commissions	525,000	525,000	807,949	282,949
Other	6,000	6,000	26,855	20,855
Judicial	1,391,500	1,391,500	1,049,256	(342,244)
Public Safety	1,043,213	1,043,213	1,271,650	228,437
Public Works	110,695	110,695	137,608	26,913
Welfare	90,000	90,000	89,516	(484)
Culture and Recreation	253,408	253,408	67,072	(186,336)
Fines and Forfeitures:				
Court fines	2,794,545	3,733,473	2,478,525	(1,254,948)
Forfeitures/bail	80,100	80,100	114,835	34,735
Miscellaneous:				
Investment earnings	49,550	49,550	81,318	31,768
Net increase (decrease) in the fair value of investments	-	-	(67,915)	(67,915)
Contributions and donations	320,000	13,769,613	1,137,227	(12,632,386)
Other	65,549	25,000	1,041,471	1,016,471
Total Revenues	<u>15,922,765</u>	<u>68,673,446</u>	<u>41,530,955</u>	<u>(27,142,491)</u>
<b>Expenditures</b>				
General Government Function:				
County Manager:				
Salaries and wages	-	-	45,962	(45,962)
Employee benefits	-	-	6,132	(6,132)
Services and supplies	-	27,303,858	21,123,781	6,180,077
Capital Outlay	-	-	870,109	(870,109)
	<u>-</u>	<u>27,303,858</u>	<u>22,045,984</u>	<u>5,257,874</u>
Assessor:				
Services and supplies	375,000	2,118,611	598,527	1,520,084
Capital outlay	150,000	150,000	-	150,000
	<u>525,000</u>	<u>2,268,611</u>	<u>598,527</u>	<u>1,670,084</u>
Clerk:				
Services and supplies	6,050	67,660	4,873	62,787
Registrar of Voters:				
Salaries and wages	-	277,479	277,598	(119)
Employee benefits	-	-	2	(2)
Services and supplies	-	1,397,661	1,199,728	197,933
Capital outlay	-	441,826	359,119	82,707
	<u>-</u>	<u>2,116,966</u>	<u>1,836,447</u>	<u>280,519</u>

(CONTINUED)

The notes to the financial statements are an integral part of this statement.

**WASHOE COUNTY, NEVADA  
OTHER RESTRICTED FUND  
STATEMENT OF REVENUES, EXPENDITURES AND CHANGES IN FUND BALANCES - BUDGET AND ACTUAL  
FOR THE YEAR ENDED JUNE 30, 2021**

	Budgeted Amounts		Actual	Variance to Budget
	Original	Final		
Recorder:				
Salaries and wages	\$ 86,711	\$ 86,711	\$ 77,903	\$ 8,808
Employee benefits	35,762	35,762	35,630	132
Services and supplies	236,203	3,520,952	576,567	2,944,385
	<u>358,676</u>	<u>3,643,425</u>	<u>690,100</u>	<u>2,953,325</u>
Technology Services:				
Services and supplies	94,000	306,815	89,354	217,461
Community Development:				
Services and supplies	-	379	78	301
Total General Government Function	983,726	35,707,714	25,265,363	10,442,351
Judicial Function:				
District Court:				
Salaries and wages	747,274	747,275	679,210	68,065
Employee benefits	440,108	440,108	433,145	6,963
Services and supplies	1,731,992	9,104,908	1,017,562	8,087,346
Capital outlay	457,974	457,974	-	457,974
	<u>3,377,348</u>	<u>10,750,265</u>	<u>2,129,917</u>	<u>8,620,348</u>
District Attorney:				
Salaries and wages	2,300,011	3,560,337	2,234,619	1,325,718
Employee benefits	1,298,567	1,652,981	1,141,362	511,619
Services and supplies	234,860	1,530,543	437,433	1,093,110
	<u>3,833,438</u>	<u>6,743,861</u>	<u>3,813,414</u>	<u>2,930,447</u>
Justice Courts:				
Reno Justice Court:				
Salaries and wages	44,500	54,595	6,477	48,118
Employee Benefits	-	-	559	(559)
Services and supplies	252,755	3,072,436	466,830	2,605,606
	<u>297,255</u>	<u>3,127,031</u>	<u>473,866</u>	<u>2,653,165</u>
Sparks Justice Court:				
Salaries and wages	33,095	22,887	9,463	13,424
Employee Benefits	-	-	167	(167)
Services and supplies	839,905	810,628	131,596	679,032
	<u>873,000</u>	<u>833,515</u>	<u>141,226</u>	<u>692,289</u>
Incline Justice Court:				
Services and supplies	-	114,268	39,498	74,770
Wadsworth Justice Court:				
Salaries and wages	-	8,000	-	8,000
Services and supplies	-	204,144	9,444	194,700
	<u>-</u>	<u>212,144</u>	<u>9,444</u>	<u>202,700</u>
Incline Constable:				
Services and supplies	-	251	-	251

(CONTINUED)

The notes to the financial statements are an integral part of this statement.

**WASHOE COUNTY, NEVADA  
OTHER RESTRICTED FUND  
STATEMENT OF REVENUES, EXPENDITURES AND CHANGES IN FUND BALANCES - BUDGET AND ACTUAL  
FOR THE YEAR ENDED JUNE 30, 2021**

	<u>Budgeted Amounts</u>		<u>Actual</u>	<u>Variance to Budget</u>
	<u>Original</u>	<u>Final</u>		
Neighborhood Justice Center:				
Services and supplies	\$ -	\$ 125,000	\$ 68,643	\$ 56,357
Total Judicial Function	<u>8,381,041</u>	<u>21,906,335</u>	<u>6,676,008</u>	<u>15,230,327</u>
Public Safety Function:				
County Manager:				
Salaries and wages	-	249,839	51,777	198,062
Employee benefits	-	86,814	30,286	56,528
Services and supplies	-	475,868	176,196	299,672
	<u>-</u>	<u>812,521</u>	<u>258,259</u>	<u>554,262</u>
Sheriff:				
Salaries and wages	308,753	8,855,093	546,940	8,308,153
Employee benefits	105,088	4,236,035	139,531	4,096,504
Services and supplies	435,488	6,407,443	1,588,414	4,819,029
Capital outlay	-	859,075	225,569	633,506
	<u>849,329</u>	<u>20,357,646</u>	<u>2,500,454</u>	<u>17,857,192</u>
Medical Examiner:				
Salaries and wages	-	84,839	62,741	22,098
Employee benefits	-	39,720	33,030	6,690
Services and supplies	36,814	227,318	78,882	148,436
	<u>36,814</u>	<u>351,877</u>	<u>174,653</u>	<u>177,224</u>
Fire Suppression:				
Salaries and wages	-	10,529	-	10,529
Services and supplies	-	300	770	(470)
	<u>-</u>	<u>10,829</u>	<u>770</u>	<u>10,059</u>
Juvenile Services:				
Salaries and wages	523,231	523,231	191,867	331,364
Employee benefits	150,889	150,889	76,973	73,916
Services and supplies	400,434	3,345,743	603,564	2,742,179
	<u>1,074,554</u>	<u>4,019,863</u>	<u>872,404</u>	<u>3,147,459</u>
Emergency Management:				
Salaries and wages	112,215	239,310	51,777	187,533
Employee benefits	57,328	86,814	30,286	56,528
Services and supplies	-	475,568	175,426	300,142
	<u>169,543</u>	<u>801,692</u>	<u>257,489</u>	<u>544,203</u>
Total Public Safety Function	<u>2,130,240</u>	<u>25,541,907</u>	<u>3,805,770</u>	<u>21,736,137</u>
Public Works Function:				
CSD - Public Works:				
Salaries and wages	66,803	66,804	66,645	159
Employee benefits	35,823	35,823	36,902	(1,079)
Services and supplies	696,817	880,865	718,882	161,983
Capital outlay	-	74,648	71,415	3,233
Total Public Works Function	<u>799,443</u>	<u>1,058,140</u>	<u>893,844</u>	<u>164,296</u>

(CONTINUED)

The notes to the financial statements are an integral part of this statement.

**WASHOE COUNTY, NEVADA  
OTHER RESTRICTED FUND  
STATEMENT OF REVENUES, EXPENDITURES AND CHANGES IN FUND BALANCES - BUDGET AND ACTUAL  
FOR THE YEAR ENDED JUNE 30, 2021**

	<u>Budgeted Amounts</u>		<u>Actual</u>	<u>Variance to Budget</u>
	<u>Original</u>	<u>Final</u>		
Welfare Function:				
Human Services:				
Services and supplies	\$ 135,784	\$ 135,784	\$ 73,177	\$ 62,607
Total Welfare Function	135,784	135,784	73,177	62,607
Culture and Recreation Function:				
Library:				
Services and supplies	-	43,954	43,880	74
CSD - Regional Parks and Open Space:				
Salaries and wages	35,182	35,182	35,270	(88)
Employee benefits	18,218	18,218	18,187	31
Services and supplies	901,549	1,025,110	96,838	928,272
	954,949	1,078,510	150,295	928,215
May Center:				
Salaries and wages	285,010	285,010	245,513	39,497
Employee benefits	115,599	115,599	111,647	3,952
Services and supplies	267,181	346,263	99,924	246,339
	667,790	746,872	457,084	289,788
Total Culture and Recreation Function	1,622,739	1,869,336	651,259	1,218,077
Intergovernmental:				
Cooperative Extension apportionment	1,669,221	1,669,221	1,680,000	(10,779)
Total Expenditures	15,722,194	87,888,437	39,045,421	48,843,016
Excess (Deficiency) of Revenues Over (Under) Expenditures	200,571	(19,214,991)	2,485,534	21,700,525
<b>Other Financing Sources (Uses)</b>				
Proceeds from asset disposition	-	-	5,412	5,412
Transfers:				
General Fund	(84,400)	(143,030)	(159,786)	(16,756)
Debt Service Fund	(1,558,970)	(1,558,970)	(1,462,931)	96,039
Capital Improvement Fund	-	(1,568,266)	(159,123)	1,409,143
Total Other Financing Sources (Uses)	(1,643,370)	(3,270,266)	(1,776,428)	1,493,838
Net Change in Fund Balances	(1,442,799)	(22,485,257)	709,106	23,194,363
<b>Fund Balances, July 1</b>	2,484,978	23,527,436	24,106,929	579,493
<b>Fund Balances, June 30</b>	\$ 1,042,179	\$ 1,042,179	\$ 24,816,035	\$ 23,773,856

The notes to the financial statements are an integral part of this statement.

**WASHOE COUNTY, NEVADA  
PROPRIETARY FUNDS  
STATEMENT OF NET POSITION  
JUNE 30, 2021**

	<b>Business-type Activities - Enterprise Funds</b>				<b>Governmental Activities Internal Service Funds</b>
	<b>Utilities Fund</b>	<b>Building and Safety Fund</b>	<b>Nonmajor Golf Course Fund</b>	<b>Total</b>	
<b>Assets</b>					
<b>Current Assets:</b>					
Cash and investments (Note 3)	\$ 128,906,992	\$ 7,269,296	\$ 3,948,020	\$ 140,124,308	\$ 57,175,844
Restricted cash and investments (Note 4)	1,237,778	-	-	1,237,778	-
Accounts receivable	1,421,361	-	92,316	1,513,677	5,223,348
Interest receivable	285,686	15,856	8,842	310,384	117,825
Prepays items	-	-	-	-	57,719
Due from other governments	2,770,009	-	-	2,770,009	122,825
Inventory	-	-	-	-	331,777
Other assets	64,726	-	-	64,726	9,983
<b>Total Current Assets</b>	<b>134,686,552</b>	<b>7,285,152</b>	<b>4,049,178</b>	<b>146,020,882</b>	<b>63,039,321</b>
<b>Noncurrent Assets:</b>					
Restricted cash and investments (Note 4)	-	-	-	-	2,274,000
Long-term receivables and other assets (Note 5)	150,557	-	-	150,557	2,237,499
<b>Capital Assets: (Note 6)</b>					
<b>Nondepreciable:</b>					
Land	7,659,714	-	608,353	8,268,067	-
Plant capacity	-	-	825,150	825,150	-
Construction in progress	25,887,633	-	-	25,887,633	2,538,067
<b>Depreciable:</b>					
Land improvements	2,404,820	-	4,080,561	6,485,381	-
Buildings and improvements	59,470,945	-	1,258,356	60,729,301	24,990
Infrastructure	134,534,095	-	-	134,534,095	-
Equipment	1,147,404	71,366	164,804	1,383,574	31,916,058
Software	822,000	254,630	-	1,076,630	-
Plant, well capacity	2,368,822	-	-	2,368,822	-
Less accumulated depreciation	(72,104,064)	(220,689)	(4,909,960)	(77,234,713)	(22,053,360)
<b>Total Noncurrent Assets</b>	<b>162,341,926</b>	<b>105,307</b>	<b>2,027,264</b>	<b>164,474,497</b>	<b>16,937,254</b>
<b>Total Assets</b>	<b>297,028,478</b>	<b>7,390,459</b>	<b>6,076,442</b>	<b>310,495,379</b>	<b>79,976,575</b>
<b>Deferred Outflows of Resources</b>					
Deferred outflows of resources related to pensions	510,439	379,618	25,302	915,359	-
Deferred outflows of resources related to OPEB	201,726	153,875	-	355,601	-
Deferred charge on refunding	69,174	-	-	69,174	-
<b>Total Deferred Outflows of Resources</b>	<b>781,339</b>	<b>533,493</b>	<b>25,302</b>	<b>1,340,134</b>	<b>-</b>
<b>Liabilities</b>					
<b>Current Liabilities:</b>					
Accounts payable	1,041,456	3,225	6,465	1,051,146	1,081,700
Accrued salaries and benefits	70,549	56,330	752	127,631	86,386
Compensated absences (Notes 9,10)	240,410	161,090	-	401,500	293,821
Contracts/retention payable	2,365,184	-	-	2,365,184	-
Interest payable	129,474	-	-	129,474	-
Due to other governments	797,463	-	64,374	861,837	11,319
Unearned revenue (Note 8)	131,859	1,709,007	-	1,840,866	336,166
Other liabilities (Note 7)	376,095	-	-	376,095	-
Notes, bonds, leases payable (Notes 9,10,11)	1,609,827	-	-	1,609,827	-
Deposits	-	4,000	3,611	7,611	-
Pending claims (Note 16)	-	-	-	-	11,619,000
<b>Total Current Liabilities</b>	<b>6,762,317</b>	<b>1,933,652</b>	<b>75,202</b>	<b>8,771,171</b>	<b>13,428,392</b>

(CONTINUED)

**WASHOE COUNTY, NEVADA  
 PROPRIETARY FUNDS  
 STATEMENT OF NET POSITION  
 JUNE 30, 2021**

	<b>Business-type Activities - Enterprise Funds</b>			<b>Total</b>	<b>Governmental Activities Internal Service Funds</b>
	<b>Utilities Fund</b>	<b>Building and Safety Fund</b>	<b>Nonmajor Golf Course Fund</b>		
Noncurrent Liabilities: (Notes 9,10,11,16)					
Compensated absences	\$ 85,350	\$ 57,190	\$ -	\$ 142,540	\$ 104,310
Due to other governments	17,581	-	-	17,581	-
Notes, bonds, leases payable	16,890,239	-	-	16,890,239	-
Other long term liabilities - Pensions	2,866,676	2,310,106	454,659	5,631,441	-
Other long term liabilities - OPEB	1,229,230	536,991	-	1,766,221	-
Unearned revenue (Note 8)	-	2,122	-	2,122	-
Pending claims	-	-	-	-	9,137,000
Pending claims payable from restricted cash	-	-	-	-	2,274,000
<b>Total Noncurrent Liabilities</b>	<b>21,089,076</b>	<b>2,906,409</b>	<b>454,659</b>	<b>24,450,144</b>	<b>11,515,310</b>
<b>Total Liabilities</b>	<b>27,851,393</b>	<b>4,840,061</b>	<b>529,861</b>	<b>33,221,315</b>	<b>24,943,702</b>
<b>Deferred Inflows of Resources</b>					
Deferred inflows of resources related to pensions	117,627	137,141	40,509	295,277	-
Deferred inflows of resources related to OPEB	1,326,107	999,365	-	2,325,472	-
<b>Total Deferred Inflows of Resources</b>	<b>1,443,734</b>	<b>1,136,506</b>	<b>40,509</b>	<b>2,620,749</b>	<b>-</b>
<b>Net Position</b>					
Net investment in capital assets	143,691,302	105,306	2,027,264	145,823,872	12,425,754
Restricted for future claims	-	-	-	-	36,468,049
Restricted for debt service	1,178,865	-	-	1,178,865	-
Restricted for unearned revenue	-	1,842,079	-	1,842,079	-
Unrestricted	123,644,523	-	3,504,110	127,148,633	6,139,070
<b>Total Net Position</b>	<b>\$ 268,514,690</b>	<b>\$ 1,947,385</b>	<b>\$ 5,531,374</b>	<b>275,993,449</b>	<b>\$ 55,032,873</b>
Indirect expenses reported in the Statement of Revenues, Expenses and Changes in Net Position are not reported in the Statement of Activities to enhance comparability between governments that allocate indirect expenses and those that do not.				21,142,445	
Adjustment to reflect the consolidation of internal service fund activities related to enterprise funds.				(1,454,037)	
<b>Net Position of Business-type Activities</b>				<b>\$ 295,681,857</b>	

The notes to the financial statements are an integral part of this statement.

**WASHOE COUNTY  
PROPRIETARY FUNDS  
STATEMENT OF REVENUES, EXPENSES  
AND CHANGES IN NET POSITION  
FOR THE YEAR ENDED JUNE 30, 2021**

	<b>Business-type Activities - Enterprise Funds</b>			<b>Total</b>	<b>Governmental Activities Internal Service Funds</b>
	<b>Utilities Fund</b>	<b>Building and Safety Fund</b>	<b>Nonmajor Golf Course Fund</b>		
<b>Operating Revenues</b>					
Charges for Services:					
Utility fees	\$ 18,781,923	\$ -	\$ -	\$ 18,781,923	\$ -
Golf course fees	-	-	327,551	327,551	-
Building permits and fees	-	4,380,380	-	4,380,380	-
Services to other funds	2,353	-	-	2,353	-
Self insurance fees	-	-	-	-	61,258,274
Equipment service billings	-	-	-	-	8,843,545
Other	572,688	11,345	40,000	624,033	-
Miscellaneous	-	-	-	-	3,672,527
<b>Total Operating Revenues</b>	<b>19,356,964</b>	<b>4,391,725</b>	<b>367,551</b>	<b>24,116,240</b>	<b>73,774,346</b>
<b>Operating Expenses</b>					
Salaries and wages	1,570,770	1,415,517	25,971	3,012,258	2,121,851
Employee benefits	666,490	626,879	11,678	1,305,047	1,212,021
Services and supplies	5,516,421	870,915	262,453	6,649,789	64,198,208
Depreciation/amortization	3,984,318	20,058	73,455	4,077,831	1,976,993
<b>Total Operating Expenses</b>	<b>11,737,999</b>	<b>2,933,369</b>	<b>373,557</b>	<b>15,044,925</b>	<b>69,509,073</b>
<b>Operating Income (Loss)</b>	<b>7,618,965</b>	<b>1,458,356</b>	<b>(6,006)</b>	<b>9,071,315</b>	<b>4,265,273</b>
<b>Nonoperating Revenues (Expenses)</b>					
Investment earnings	1,290,635	88,187	55,502	1,434,324	653,518
Net increase (decrease) in the fair value of investments	(1,189,726)	(88,321)	(47,761)	(1,325,808)	(505,319)
Federal grants	24,672	-	-	24,672	917,267
Nongovernmental grants	35,664	-	-	35,664	-
Gain (loss) on asset disposition	(5,521)	-	-	(5,521)	259,917
Interest/bond issuance costs	(234,264)	-	-	(234,264)	-
Connection fee refunds/credits	(64,760)	-	-	(64,760)	-
Other nonoperating revenue	-	-	5,637	5,637	27,575
<b>Total Nonoperating Revenues (Expenses)</b>	<b>(143,300)</b>	<b>(134)</b>	<b>13,378</b>	<b>(130,056)</b>	<b>1,352,958</b>
<b>Income (Loss) Before Capital Contributions, and Transfers</b>	<b>7,475,665</b>	<b>1,458,222</b>	<b>7,372</b>	<b>8,941,259</b>	<b>5,618,231</b>
<b>Capital Contributions</b>					
Hookup fees	10,576,468	-	-	10,576,468	-
Contributions	1,817,088	-	-	1,817,088	366,097
<b>Total Capital Contributions</b>	<b>12,393,556</b>	<b>-</b>	<b>-</b>	<b>12,393,556</b>	<b>366,097</b>
<b>Transfers</b>					
Transfers in	-	-	-	-	3,000,000
<b>Total Transfers</b>	<b>-</b>	<b>-</b>	<b>-</b>	<b>-</b>	<b>3,000,000</b>
<b>Change in Net Position</b>	<b>19,869,221</b>	<b>1,458,222</b>	<b>7,372</b>	<b>21,334,815</b>	<b>8,984,328</b>
<b>Net Position, July 1</b>	<b>248,645,469</b>	<b>489,163</b>	<b>5,524,002</b>		<b>46,048,545</b>
<b>Net Position, June 30</b>	<b>\$ 268,514,690</b>	<b>\$ 1,947,385</b>	<b>\$ 5,531,374</b>		<b>\$ 55,032,873</b>
Adjustment to reflect the consolidation of internal service fund activities related to enterprise funds.				545,588	
<b>Change in Net Position of Business-type Activities</b>				<b>\$ 21,880,403</b>	

The notes to the financial statements are an integral part of this statement.

**WASHOE COUNTY, NEVADA  
PROPRIETARY FUNDS  
STATEMENT OF CASH FLOWS  
FOR THE YEAR ENDED JUNE 30, 2021**

	<u>Business-type Activities - Enterprise Funds</u>				<u>Governmental Activities Internal Service Funds</u>
	<u>Utilities Fund</u>	<u>Building and Safety Fund</u>	<u>Nonmajor Golf Course Fund</u>	<u>Total</u>	
<b>Increase (Decrease) in Cash and Cash Equivalents</b>					
Cash Flows From Operating Activities:					
Cash received from customers	\$ 18,512,226	\$ 4,801,839	\$ 263,926	\$ 23,577,991	\$ 28,830,562
Cash received from other funds	2,353	-	-	2,353	42,062,078
Cash received from others	13,830	-	40,000	53,830	3,674,223
Cash payments for personnel costs	(2,389,349)	(2,137,573)	(37,754)	(4,564,676)	(3,287,475)
Cash payments for services and supplies	(4,641,421)	(915,216)	(579,888)	(6,136,525)	(65,326,921)
Cash payments for refund of hookup fees	(64,760)	-	-	(64,760)	-
Other operating receipts	600,571	-	-	600,571	-
Net Cash Provided (Used) by Operating Activities	<u>12,033,450</u>	<u>1,749,050</u>	<u>(313,716)</u>	<u>13,468,784</u>	<u>5,952,467</u>
Cash Flows From Noncapital Financing Activities:					
Federal grants	929	-	-	929	917,267
Nongovernmental grants	30,683	-	-	30,683	-
Transfers from other funds	-	-	-	-	3,000,000
Net Cash Provided (Used) by Noncapital Financing Activities	<u>31,612</u>	<u>-</u>	<u>-</u>	<u>31,612</u>	<u>3,917,267</u>
Cash Flows From Capital and Related Financing Activities					
Financing Activities:					
Hookup fees	10,968,190	-	-	10,968,190	-
Other capital contributions	(216)	-	-	(216)	-
Other nonoperating receipts	5,521	-	-	5,521	-
Proceeds from asset disposition	(5,521)	-	-	(5,521)	32,038
Proceeds from debt issued	13,269,485	-	-	13,269,485	-
Principal paid on financing	(2,316,983)	-	-	(2,316,983)	-
Interest paid on financing	(177,290)	-	-	(177,290)	-
- *Acquisition of capital assets	<u>(20,949,517)</u>	<u>-</u>	<u>-</u>	<u>(20,949,517)</u>	<u>(1,402,778)</u>
Net Cash Provided (Used) by Capital and Related Financing Activities	<u>793,669</u>	<u>-</u>	<u>-</u>	<u>793,669</u>	<u>(1,370,740)</u>
Cash Flows From Investing Activities:					
Investment earnings (loss)	<u>198,963</u>	<u>2,439</u>	<u>19,148</u>	<u>220,550</u>	<u>76,046</u>
Net Increase (Decrease) in Cash and Cash Equivalents	13,057,694	1,751,489	(294,568)	14,514,615	8,575,040
<b>Cash and Cash Equivalents, July 1</b>	<u>117,087,076</u>	<u>5,517,807</u>	<u>4,242,588</u>	<u>126,847,471</u>	<u>50,874,804</u>
<b>Cash and Cash Equivalents, June 30</b>	<u>\$ 130,144,770</u>	<u>\$ 7,269,296</u>	<u>\$ 3,948,020</u>	<u>\$ 141,362,086</u>	<u>\$ 59,449,844</u>

(CONTINUED)

The notes to the financial statements are an integral part of this statement.



**WASHOE COUNTY, NEVADA  
PROPRIETARY FUNDS  
STATEMENT OF CASH FLOWS  
FOR THE YEAR ENDED JUNE 30, 2021**

	<u>Business-type Activities - Enterprise Funds</u>			<u>Total</u>	<u>Governmental Activities Internal Service Funds</u>
	<u>Utilities Fund</u>	<u>Building and Safety Fund</u>	<u>Nonmajor Golf Course Fund</u>		
<b>Reconciliation of Operating Income (Loss) to Net Cash Provided (Used) by Operating Activities</b>					
Operating income (loss)	\$ 7,618,965	\$ 1,458,356	\$ (6,006)	\$ 9,071,315	\$ 4,265,273
Adjustments to reconcile operating income (loss) to net cash provided (used) by operating activities:					
Depreciation/amortization	3,984,319	20,058	73,455	4,077,832	1,976,993
Net pension expense	46,899	28,982	1,131	77,012	-
Net other post employment benefits expense	(233,675)	(177,841)	-	(411,516)	-
Net effluent water expense	218,810	-	-	218,810	-
Program loan interest	1,350	-	-	1,350	-
Other nonoperating revenue	-	-	-	-	143,106
Hookup fee refunds	(64,760)	-	-	(64,760)	-
Imputed rental expense	6,627	-	-	6,627	-
Change in assets and liabilities:					
(Increase) decrease in:					
Accounts receivable	(10,988)	-	(63,625)	(74,613)	863,035
Reimbursements receivable	(209,409)	-	-	(209,409)	-
Due from other governments	(8,791)	-	-	(8,791)	(122,825)
Notes receivable	12,480	-	-	12,480	-
Inventory	-	-	-	-	20,567
Prepaid lease	3,100	-	-	3,100	48,752
Other assets	(49,073)	-	-	(49,073)	141,388
Increase (decrease) in:					
Accounts payable	717,702	(44,301)	(78,098)	595,303	(622,320)
Accrued salaries and benefits	11,421	11,601	(1,236)	21,786	12,400
Compensated absences	23,266	42,081	-	65,347	33,997
Due to other funds	(196,207)	-	-	(196,207)	(59,112)
Due to other governments	182,831	-	(242,948)	(60,117)	10,781
Other liabilities	25,883	-	3,611	29,494	13,432
Pending claims	-	-	-	-	(773,000)
Unearned revenue	(47,300)	410,114	-	362,814	-
Total Adjustments	4,414,485	290,694	(307,710)	4,397,469	1,687,194
Net Cash Provided (Used) by Operating Activities	<u>\$ 12,033,450</u>	<u>\$ 1,749,050</u>	<u>\$ (313,716)</u>	<u>\$ 13,468,784</u>	<u>\$ 5,952,467</u>
<b>*Acquisition of Capital Assets Financed by Cash</b>	\$ 20,949,517	\$ -	\$ -	\$ 20,949,517	\$ 1,402,778
Capital asset value acquisition correction	-	-	-	-	227,879
Capital transferred from other funds	1,817,088	-	-	1,817,088	366,097
Increase/(decrease) in liabilities	(164,189)	-	-	(164,189)	164,416
Total Acquisition of Capital Assets	<u>\$ 22,602,416</u>	<u>\$ -</u>	<u>\$ -</u>	<u>\$ 22,602,416</u>	<u>\$ 2,161,170</u>

The notes to the financial statements are an integral part of this statement.

**WASHOE COUNTY**  
**STATEMENT OF NET POSITION**  
**FIDUCIARY FUNDS**  
**June 30, 2021**

	<b>Pension (and Other Post Employee Benefit) Trust Funds</b>	<b>Investment Trust Funds</b>	<b>Custodial Funds</b>	<b>Total</b>
<b>Assets</b>				
Current Assets:				
Cash and cash equivalents	\$ 4,468,704	\$ 180,305,362	\$ 40,901,204	\$ 225,675,270
Unrealized gain/loss	119,189	(90,170)	-	29,019
Investments	351,765,993	-	-	351,765,993
Accounts receivable	-	452,680	-	452,680
Property tax receivable	-	-	3,103,215	3,103,215
Interest receivable	9,528	387,087	-	396,615
Financial assurances	-	-	80,893	80,893
Due from other funds	-	-	86,022,720	86,022,720
Other assets	-	27,627	40,860	68,487
<b>Total Current Assets</b>	<b>356,363,414</b>	<b>181,082,586</b>	<b>130,148,892</b>	<b>667,594,892</b>
<b>Liabilities</b>				
Current Liabilities:				
Accounts payable	-	112,297	21,591	133,888
Accrued salaries and benefits	2,117	74,792	-	76,909
Unclaimed property	-	-	400,852	400,852
Taxes payable	-	-	5,763,055	5,763,055
Due to other governments	-	358,197	2,042,583	2,400,780
Due to others	3,875,065	9,330	-	3,884,395
Excess trust deed sales	-	-	304,850	304,850
Clearing	-	-	731,357	731,357
Deposits	-	-	7,996	7,996
<b>Total Current Liabilities</b>	<b>3,877,182</b>	<b>554,616</b>	<b>9,272,284</b>	<b>13,704,082</b>
<b>Deferred Inflows of Resources</b>				
Deferred inflows of resources related to revenue	-	-	3,103,215	3,103,215
<b>Net Position</b>				
Restricted for:				
Postemployment benefits other than pensions	352,486,232	-	-	352,486,232
Pool participants	-	180,527,970	-	180,527,970
Individuals, organizations, and other governments	-	-	117,773,393	117,773,393
<b>Total Net Position</b>	<b>\$ 352,486,232</b>	<b>\$ 180,527,970</b>	<b>\$ 117,773,393</b>	<b>\$ 650,787,595</b>

**WASHOE COUNTY, NEVADA**  
**STATEMENT OF CHANGES IN FIDUCIARY NET POSITION**  
**FIDUCIARY FUNDS**  
**FOR THE YEAR ENDED JUNE 30, 2021**

	Pension (and Other Post Employee Benefits) Trust Funds	Investment Trust Funds	Custodial Funds	Total
<b>ADDITIONS</b>				
Public transit tax	\$ -	\$ 37,660,544	\$ -	\$ 37,660,544
Taxes	-	-	370,924,098	370,924,098
Intergovernmental revenues	17,000,000	138,983,571	66,867,612	222,851,183
Licenses and permits	-	-	2,568	2,568
Charges for services	-	7,851,022	25,757	7,876,779
Fines and forfeitures	-	-	51,786,488	51,786,488
Miscellaneous				
Insurance premiums	3,869,161	-	-	3,869,161
Water surcharge	-	1,707,861	-	1,707,861
Reimbursements	2,600,406	8,390,240	-	10,990,646
Investment earnings	12,669,632	2,233,780	460	14,903,872
Net increase (decrease) in the fair value of investments	63,121,307	(2,188,923)	-	60,932,384
Building Income	-	-	62,705	62,705
Refunds	-	-	(232,573)	(232,573)
Rental Income	-	275,297	-	275,297
Project Income	-	361,440	-	361,440
Contributions	-	64,426	342,448	406,874
Other	-	10,002,262	94,429,558	104,431,820
Total Additions	99,260,506	205,341,520	584,209,121	888,811,147
<b>DEDUCTIONS</b>				
Salaries and wages	-	7,669,144	-	7,669,144
Employee benefits	-	262,971	-	262,971
Services and supplies	23,115,026	165,113,779	531,022,657	719,251,462
Total Deductions	23,115,026	173,045,894	531,022,657	727,183,577
Net increase (decrease) in fiduciary net position	76,145,480	32,295,626	53,186,464	161,627,570
<b>Net Position, July 1 as restated</b>	276,340,752	148,232,344	(21,435,791)	403,137,305
<b>Net Position, June 30</b>	\$ 352,486,232	\$ 180,527,970	\$ 31,750,673	\$ 564,764,875



**NOTES TO THE  
FINANCIAL STATEMENTS /  
REQUIRED SUPPLEMENTARY  
INFORMATION**

**NOTES TO THE FINANCIAL STATEMENTS  
and  
REQUIRED SUPPLEMENTARY INFORMATION**

	<u>Page</u>
Note 1 – Summary of Significant Accounting Policies .....	40
Note 2 – Stewardship, Compliance, and Accountability.....	47
Note 3 – Cash and Investments.....	48
Note 4 – Restricted Cash and Investments .....	53
Note 5 – Long-Term Assets.....	54
Note 6 – Capital Assets .....	54
Note 7 – Commitments, Contingencies and Other Liabilities.....	57
Note 8 – Unearned Revenue and Deferred Inflows of Resources .....	58
Note 9 – Long-Term Obligations.....	59
Note 10 – Long-Term Obligations Activity .....	65
Note 11 – Debt Service Requirements .....	69
Note 12 – Interfund Activity.....	70
Note 13 – Fund Balances/Net Position .....	71
Note 14 – Pension Program .....	73
Note 15 – Other Postemployment Benefits.....	78
Note 16 – Risk Management .....	85
Note 17 – Joint Ventures .....	87
Note 18 – Tax Abatements .....	88
Note 19 – Accounting Changes .....	89
Note 20 – Subsequent Event.....	89
 Required Supplementary Information:	
Schedule of Washoe County's Share of Net Pension Liability.....	90
Schedule of County Contributions - Pension .....	90
Schedule of Changes in Other Post Employment Benefits Liability and Related Ratios.....	91
Schedule of County Contributions - OPEB .....	93
Notes to Required Supplementary Information.....	94

**WASHOE COUNTY, NEVADA**  
**NOTES TO THE FINANCIAL STATEMENTS**  
**JUNE 30, 2021**

**NOTE 1 – SUMMARY OF SIGNIFICANT ACCOUNTING POLICIES**

Washoe County (County) was incorporated in 1861 and is a municipality of the State of Nevada (State) governed by a five-member elected Board of County Commissioners (BCC). The major operations of Washoe County include various tax assessments and collections, judicial functions, law enforcement, certain public health and welfare functions, road maintenance, parks, libraries, and various administrative activities.

The accompanying financial statements of the County and its discretely presented component unit have been prepared in accordance with accounting principles generally accepted in the United States of America (GAAP), as applied to governmental units. The Governmental Accounting Standards Board (GASB) is the standard-setting body for governmental accounting and financial reporting. The GASB periodically updates its codification of the existing Governmental and Financial Reporting Standards which, along with subsequent GASB pronouncements (Statements and Interpretations), constitutes GAAP for governmental units.

**A. Reporting Entity**

These financial statements present the County and its component unit. Component units are legally separate organizations for which the County is financially accountable. The County currently has one discretely presented component unit, Truckee Meadows Fire Protection District (TMFPD).

Truckee Meadows Fire Protection District (TMFPD) was formed pursuant to Chapter 474 of the Nevada Revised Statutes (NRS) and levies taxes to provide emergency medical services, structural and wildland fire suppression services, and watershed protection to the unincorporated areas of the County within TMFPD's boundaries.

Prior to July 1, 2012, Truckee Meadows Fire Protection District (TMFPD) was considered a blended component unit of Washoe County. Although TMFPD is a legally separate organization, Washoe County is financially accountable, as defined in governmental accounting standards generally accepted in the United States of America, for Truckee Meadows Fire Protection District. Financial accountability was determined primarily by the Board of County Commissioners' participation as the governing body of TMFPD. As of July 1, 2012, Washoe County has no financial benefit or burden relationship with the TMFPD and, as such, TMFPD has been reclassified from blended component unit to discretely present component unit.

For the discretely presented component unit, the BCC is also the Board of Fire Commissioners and thus could impose their will on TMFPD. However, the County does not have a financial benefit or burden relationship with TMFPD and support activities between the County and TMFPD are reimbursed under the terms of an interlocal agreement.

Separate financial statements for TMFPD are filed at the Washoe County Clerk's Office, 1001 E. 9<sup>th</sup> Street Room A-150, Reno, Nevada 89512.

**B. Basic Financial Statements – Government-wide Statements**

The basic financial statements include both government-wide and fund financial statements. The reporting focus is on either the County as a whole or major individual funds and nonmajor funds in the aggregate. Both the government-wide and fund financial statements categorize primary activities as either governmental or business-type.

The County has one discretely presented component unit which is presented in a separate column in the government-wide statements.

The government-wide financial statements (Statement of Net Position and Statement of Activities) report information on all nonfiduciary activities of the County and its component unit. The County maintains an overhead cost allocation that is charged to operating funds based on an indirect cost analysis. This indirect cost allocation is eliminated through a separate column on the Statement of Activities to provide full-cost information for the various functions. Interfund activities relating to services provided and used between functions are not eliminated. Elimination of these charges would distort the direct costs and program revenues reported for the various functions concerned. Governmental activities, which normally are supported by taxes and intergovernmental revenue, are reported separately from business-type activities, which rely to a significant extent on user fees and service charges for support.

In the government-wide Statement of Net Position, both governmental and business-type activities are presented on a consolidated basis by column and are reflected on a full accrual, economic resources basis, which recognizes all long-term assets as well as long-term debt and obligations. The County's net position is reported in three parts – net investment in capital assets, restricted net position and unrestricted net position.

The government-wide Statement of Activities reports both the gross and net cost of each of the County's functions and business-type activities. Functions are also supported by general revenues (property and consolidated taxes, certain intergovernmental

**WASHOE COUNTY, NEVADA**  
**NOTES TO THE FINANCIAL STATEMENTS**  
**JUNE 30, 2021**  
**(CONTINUED)**

revenues, investment earnings not legally restricted for specific programs, etc.). The Statement of Activities reduces gross expenses (including depreciation and amortization) by related program revenues. Program revenues include charges to customers or applicants for goods, services, or privileges provided; operating grants, interest and contributions; and capital grants, interest and contributions, including special assessments and investment earnings legally restricted to support specific programs. Program revenue must be directly associated with the function or business-type activity. Operating grants include operating-specific and discretionary grants while capital grants reflect capital-specific grants. The net costs (by function or business-type activity) are normally covered by general revenue.

**C. Basic Financial Statements - Fund Financial Statements**

The financial transactions of the County are reported in individual funds in the fund financial statements. Each fund is accounted for by providing a separate set of self-balancing accounts. Separate financial statements are provided for governmental funds, proprietary funds and fiduciary funds, even though the latter are excluded from the government-wide financial statements.

The emphasis in fund financial statements is on major funds in either governmental or business-type activity categories. Nonmajor funds by category are aggregated into a single column. GASB Statement No. 34 sets forth minimum criteria (percentage of the assets, liabilities, revenues or expenditures/expenses of either fund category or the governmental and business-type categories combined) for the determination of major funds. County management may electively add funds as major funds, when it is determined the funds have specific community or management focus. Major individual governmental funds and major individual enterprise funds are reported as separate columns in the fund financial statements.

The County's internal service funds are presented in the proprietary funds financial statements. Because principal users of internal services are the County's governmental activities, the financial statements of the internal service funds are consolidated into the governmental column when presented in the government-wide financial statements. To the extent possible, the costs of these services are reported in the appropriate functional activity.

The County's fiduciary funds are presented in the fiduciary funds financial statements by type. Since, by definition, these assets are held for the benefit of a third party and cannot be used to address activities or obligations of the County, these funds are not incorporated into the government-wide statements.

The County reports the following major governmental funds:

The **General Fund** is the County's primary operating fund. It accounts for all financial resources except those accounted for in another fund.

The **Child Protective Services Fund** accounts for ad valorem taxes, grants and other revenue sources specifically appropriated to protect against the neglect, abandonment and abuse of children.

The **Other Restricted Fund** accounts for various specific resources restricted for specified purposes consistent with legal and operating requirements. Resources include: ad valorem tax apportionments for Cooperative Extension support, car rental tax for the Reno baseball stadium, court administrative assessments for court projects, and grants and restricted resources for various County departments.

The County reports the following major enterprise funds:

The **Building and Safety Fund** accounts for the issuance of building permits and other fees directly related to building and development in the County, including related capital assets and depreciation.

The **Utilities Fund** accounts for reclaimed water, recharge water, wastewater and flood control utilities.

The County reports the following additional fund types:

**Internal Service Funds** provide for property and liability claims against the County, unemployment claims, workers' compensation claims for disability, medical and rehabilitation expenses and related costs associated with on-the-job injuries, benefits and healthcare for active and retired employees, and vehicle purchases and maintenance services provided to County departments.

**Investment Trust Fund** accounts for commingled pooled assets held in trust for special districts, and agencies, which use the County treasury as their depository.

**Custodial Funds** are custodial in nature and do not involve measurement of results of operations. The funds account for assets held by the County as an agent for various local governments, special districts and individuals. Included are funds for apportioned

**WASHOE COUNTY, NEVADA**  
**NOTES TO THE FINANCIAL STATEMENTS**  
**JUNE 30, 2021**  
**(CONTINUED)**

property and sales taxes, shared revenues and other financial resources for schools, special districts, boards, and other state and city agencies; funds held for wards of the Public Guardian; unclaimed assets of decedents; social security, insurance and support payments for children in the welfare system; bonds posted with the District Court; social security benefits held on behalf of senior citizens; funds held for inmates housed at the County jail; unapportion taxes for other local governments; contributions from property owners for payment of no-commitment special assessment debt; water planning fees collected from regional water customers; and assets held on behalf of special districts, boards and other miscellaneous agencies.

**Other Employee Benefit Trust Funds** accounts for assets held in an irrevocable trust for the dedication of providing retirement health benefits to eligible retirees.

Interfund Activity

Interfund activity is reported as loans, services provided, reimbursements or transfers. Loans are reported as interfund receivables and payables as appropriate and are subject to elimination for government-wide financial statement consolidation. Services provided, deemed at or near market rates, are treated as revenues and expenditures/expenses. Indirect cost allocations for support services/overhead are recorded as revenue and expense in the fund financial statements and are eliminated through a separate column in the government-wide Statement of Activities. Reimbursements occur when one fund incurs a cost, charges the appropriate benefiting fund and reduces its related cost. Transfers between governmental or proprietary funds are netted as part of the reconciliation to the government-wide financial statements.

During the course of operations, the County has activity between the funds for various purposes. Any residual balances outstanding at year end are reported as due from/to other funds and advances to/from other funds. While these balances are reported in fund financial statements, certain eliminations are made in the preparation of the government-wide financial statements. Balances between the funds included in governmental activities (i.e., the governmental and internal service funds) are eliminated so that only the net amount is included as internal balances in the governmental activities column. Similarly, balances between the funds included in business-type activities (i.e., the enterprise funds) are eliminated so that only the net amount is included as internal balances in the business-type activities column. Further, certain activity occurs during the year involving transfers of resources between funds. In fund financial statements these amounts are reported at gross amounts as transfers in/out. While reported in fund financial statements, certain eliminations are made in the preparation of the government-wide financial statements. Transfers between the funds included in governmental activities are eliminated so that only the net amount is included as transfers in the governmental activities column. Similarly, balances between the funds included in business-type activities are eliminated so that only the net amount is included as transfers in the business-type activities column.

**D. Measurement Focus and Basis of Accounting**

The measurement focus indicates the type of resources being measured such as current financial resources or economic resources. Basis of accounting refers to the point at which revenues or expenditures/expenses are recognized and reported in the financial statements. It relates to the timing of the measurements made, regardless of the measurement focus applied.

The government-wide financial statements are reported using the economic resources measurement focus and the accrual basis of accounting. Revenues are recorded when earned and expenses are recorded when a liability is incurred, regardless of the timing of related cash flows. Property taxes are recognized as revenues in the year for which they are levied. Grants and similar items are recognized as revenue when eligibility requirements imposed by the provider have been met.

Governmental fund financial statements are reported using the current financial resources measurement focus and the modified accrual basis of accounting. The focus is upon determination of financial position and changes in financial position (sources, uses and balances of financial resources) rather than upon net income. Revenues are recognized when they are both measurable and available. Revenues are considered to be available when they are collectible within the current period or soon enough thereafter to pay liabilities of the current period. For this purpose, the County considers revenues to be available if they are collected within 60 days of the end of the current fiscal period. When revenues are due but will not be collected within 60 days after year-end, the receivable is recorded and an offsetting deferred inflow of resources is established. Expenditures generally are recorded when a liability is incurred, as under accrual accounting. However, debt service expenditures, as well as expenditures related to compensated absences and claims and judgments, are recorded only when payment is due. General capital asset acquisitions are reported as expenditures in the government funds. Issuance of long-term debt is reported as other financing sources.

Governmental revenues susceptible to accrual include: ad valorem taxes, interest, grant revenues, contractual service charges and other revenues collected and distributed by the State. State distributions include consolidated taxes, government services taxes, and motor vehicle fuel taxes. Construction taxes, licenses and permits, fines, and other charges for services are recognized as revenue when they are received.



**WASHOE COUNTY, NEVADA**  
**NOTES TO THE FINANCIAL STATEMENTS**  
**JUNE 30, 2021**  
**(CONTINUED)**

Proprietary funds are reported using the economic resources measurement focus and the accrual basis of accounting. The focus is upon determination of operating income, changes in net position, financial position, and cash flows, similar to businesses in the private sector. Proprietary funds distinguish operating revenues and expenses from nonoperating items. Operating revenues and expenses generally result from providing services and producing and delivering goods in connection with a proprietary fund's principal ongoing operations. Operating expenses for enterprise funds and internal service funds include the cost of sales and services, administrative expenses and depreciation of capital assets. All revenues and expenses not meeting this definition are reported as nonoperating revenues and expenses.

The Investment Trust funds are reported using the economic resources measurement focus and the accrual basis of accounting. The custodial funds have no measurement focus but utilize the cash basis of accounting.

**E. Financial Statement Amounts**

Cash and Investments

The County manages a commingled cash and investment pool for the County, Regional Transportation Commission, the Washoe County Nevada OPEB Trust, the Truckee River Flood Management Authority and other local entities. The investment pool operates in accordance with appropriate state laws and County policy. Each fund's share in the pool is displayed in the accompanying financial statements as cash and investments. Interest is allocated to the various funds based on each fund's average cash and investment balance where it is legally required to do so. Investment earnings for all other funds are credited to the General Fund, as provided by NRS 355.170–175. In addition to the cash and investment pool, certain cash deposits and investments are held separately by several County funds and reported accordingly. Investments are reported at fair value in accordance with GASB 72 and changes in fair value are included in investment income.

For purposes of the statement of cash flows presented for proprietary funds, cash equivalents are defined as short-term, highly liquid investments, generally with original maturities of three months or less. Since all cash in proprietary funds is pooled with the rest of the County's cash and is available upon demand, all cash and investments in those funds are considered cash equivalents.

Restricted Assets

Restricted assets consist of cash and investments that are restricted in their use by bond covenants or other external agreements. They consist of remaining bond proceeds for specific capital projects, debt service obligations, a workers' compensation deposit required by State Statute and an operating reserve required under the terms of a federal grant.

Inventories

Inventories for proprietary funds are valued at the lower of cost or market on a first-in, first-out basis. For governmental funds, the County charges consumable supplies as expenditures against appropriations at the time of purchase. Any inventories of such supplies at June 30 are not material to the individual funds and are not recognized in these financial statements.

Capital Assets

Capital assets, which include land, land use rights, buildings, equipment, software and other intangibles, and infrastructure assets (e.g., roads, bridges, sidewalks, and similar items), are reported in the applicable governmental or business-type activities columns in the government-wide financial statements. Assets are recorded at historical cost or estimated historical cost. Donated capital assets, donated works of arts and similar items, and capital assets received in a service concession arrangement are reported at acquisition value. The County's capitalization level for infrastructure and intangible assets, including internally generated software, is \$100,000 and \$10,000 for all other classifications of capital assets. The costs of normal maintenance and repairs that do not add to the value of the asset or materially extend assets lives are not capitalized.

Major outlays for capital assets and improvements are capitalized as projects are constructed. Interest incurred during the construction phase of capital assets of business-type activities is included as part of the capitalized value of the assets constructed.

Land and construction in progress are not depreciated. Other capital assets are generally depreciated/amortized using the straight-line method over the following estimated useful lives:

	<u>YEARS</u>
Land Improvements	3-40
Building Improvements	5-40
Infrastructure	10-75
Equipment	5-20
Software and other intangibles	3-75

**WASHOE COUNTY, NEVADA**  
**NOTES TO THE FINANCIAL STATEMENTS**  
**JUNE 30, 2021**  
**(CONTINUED)**

However, in the proprietary funds, a per-unit of production method of depreciation may be used where it is deemed a more realistic reflection of the loss of economic value for the assets being used.

Intangible assets that are considered to have an indefinite useful life because there are no legal, contractual, regulatory, technological, or other factors limiting the useful life, are not amortized.

As used in these statements, accumulated depreciation includes amortization of intangible assets.

Deferred Outflows/Inflows of Resources

In addition to assets, the Statement of Net Position and Balance Sheet will sometimes report a separate section for deferred outflows of resources. This separate financial statement element represents a consumption of net position that applies to a future period(s) and will not be recognized as an outflow of resources (expense/expenditure) until then. The County has three types of deferred outflows of resources: 1.) the deferred charge on refunding reported in the government-wide Statement of Net Position. A deferred charge on refunding results from the difference in the carrying value of refunded debt and its reacquisition price. This amount is deferred and amortized over the shorter of the life of the refunded or refunding debt, 2.) the County reports an amount related to pensions on the government-wide financial statements and 3.) the County reports an amount related to other postemployment benefits on the government-wide financial statements.

In addition to liabilities, the Statement of Net Position and Balance Sheet will sometimes report a separate section for deferred inflows of resources. This separate financial statement element represents an acquisition of net position that applies to a future period(s) and will not be recognized as an inflow of resources (revenue) until that time. The County has three types of deferred inflows of resources: 1.) amounts which arise only under a modified accrual basis of accounting that qualify for reporting in this category. Accordingly, the item, unavailable revenue, is reported only in governmental funds balance sheets. The governmental funds report unavailable revenues from several sources including: property taxes, special assessments, and grant reimbursements, 2.) amounts related to pensions on the government wide financial statement. These amounts are deferred and recognized as an inflow of resources in the period that the amounts become available and 3.) amounts related to other postemployment benefits on the government wide financial statement.

Long-term Obligations, Bond Discounts and Issuance Costs

In government-wide financial statements and proprietary fund types in the fund financial statements, long-term debt and other long-term obligations are reported as liabilities in the applicable governmental activities, business-type activities, or proprietary fund type in the Statement of Net Position. Bond premiums and discounts and any prepaid bond insurance, if applicable, are deferred and amortized over the life of the bonds using the straight-line method. Bonds payable are reported net of the applicable bond premium or discount. Prepaid bond insurance costs are reported as deferred charges and amortized over the term of the related debt. Debt issuance costs are expensed during the current period.

In fund financial statements, governmental fund types recognize bond premiums and discounts, as well as bond issuance costs, during the current period. The face amount of debt issued is reported as other financing sources. Premiums received on debt issuances are reported as other financing sources while discounts on debt issuances are reported as other financing uses. Issuance costs, whether or not withheld from the actual debt proceeds received, are reported as debt service expenditures.

Pensions

For purposes of measuring the net pension liability and pension expense, information about the fiduciary net position of the Public Employees' Retirement System of the State of Nevada (PERS) Base Plan (Base Plan) and additions to/deductions from Base Plan's fiduciary net position have been determined on the same basis as they are reported by the Base Plan. For this purpose, benefits (including refunds of employee contributions) are recognized when due and payable in accordance with the benefit terms. Investments are reported at fair value.

Other Postemployment Benefits

The County provides other postemployment benefits (OPEB) for eligible employees through the Washoe County Retiree Health Benefit Program (RHBP), a single-employer defined benefit OPEB plan, and participates in the State of Nevada's Public Employees Benefit Plan, which is treated as a single-employer defined benefit OPEB plan for financial reporting purposes. Both plans are administered through the Washoe County, Nevada OPEB Trust (Trust), an irrevocable trust established on May 11, 2010 by the BCC. The Trust is a multiple employer trust and was created to fund and account for the participating employers' costs of retiree healthcare benefits pursuant to NRS 287.017. The County's net OPEB liability is measured as of June 30, 2020, and the total OPEB liabilities used to calculate the net OPEB liability are determined by actuarial valuations as of July 1, 2020, with the amounts rolled back to June 30, 2020.

**WASHOE COUNTY, NEVADA**  
**NOTES TO THE FINANCIAL STATEMENTS**  
**JUNE 30, 2021**  
**(CONTINUED)**

Equity Classifications

In government-wide statements and in proprietary fund statements, equity is classified as net position and displayed in three components:

- Net investment in capital assets – Consists of capital assets, net of accumulated depreciation and reduced by the outstanding balances of any bonds, notes, or other borrowings that are attributable to the acquisition, construction, or improvement of those assets net of unspent financing proceeds.
- Restricted net position – Consists of equity with constraints placed on the use either by (a) external groups such as creditors, grantors, contributors, or laws or regulations of other governments; or (b) law through constitutional provisions or enabling legislation.
- Unrestricted net position – All other equity that does not meet the definition of “restricted” or “net investment in capital assets.”

In governmental fund financial statements, fund balances are classified based primarily on the extent to which the County is bound to observe constraints imposed on the use of the resources in the funds as follows:

- Nonspendable fund balances – Consist of amounts that cannot be spent because they are either (a) not in spendable form or (b) legally or contractually required to be maintained intact. The "not in spendable form" criterion includes items that are not expected to be converted to cash, for example, inventories and prepaid amounts. It also includes the long-term amount of loans and notes receivable, if any.
- Restricted fund balances – Consist of amounts with constraints placed on their use either by (a) external groups such as creditors, grantors, contributors, or laws or regulations of other governments; or (b) law through constitutional provisions or enabling legislation.
- Committed fund balances – Consist of resource balances with constraints imposed by formal action of the BCC through ordinance, resolution or public meeting item approval that specifically state the revenue source and purpose of the commitment. The choice of action type taken by the BCC is frequently directed by State Statutes and procedures so that any of the three types of actions noted above are considered equally binding for the BCC. Commitments can only be modified or rescinded through the same type of BCC action used to impose the restraint. Commitments can also include resources to meet major contractual obligations required by their nature and/or size to be approved by the BCC. These generally include major construction contracts of \$100,000 and over as well as other types of large contracts.
- Assigned fund balances – Consist of resource balances intended to be used for specific purposes by authorized County management that do not meet the criteria to be classified as restricted or committed. For governmental funds, excluding the General Fund, BCC approved resolutions authorizing the creation of the fund establish the specific purposes for which fund balances are assigned. In the General Fund, the assigned fund balance includes encumbrances approved by authorized County management that have been approved by the BCC for re-appropriation in the subsequent year. Authorized County management includes the County Manager, Assistant County Manager and elected or appointed department directors in accordance with County Ordinances and State Statutes. The assigned fund balance may also include amounts necessary to fund budgetary shortfalls in the next fiscal year from unassigned resources as approved by the BCC as part of the annual budget submitted to the State.
- Unassigned fund balances – Consist of all resource balances in the General Fund not contained in other classifications. For other governmental funds, the unassigned classification is used only to report a deficit balance resulting from specific purposes for which amounts had been restricted, committed or assigned.

Net Position and Fund Balance Flow Assumptions

When outlays for a particular purpose are funded from both restricted (e.g., restricted bond or grant proceeds) and unrestricted resources, a flow assumption must be made about the order in which the resources are considered to be applied. The County's Fund Balance Policy states that when both restricted and unrestricted resources are available for expenditure, restricted resources should be spent first unless legal requirements disallow it. When outlays are incurred for purposes for which amounts in any unrestricted fund balance classification could be used, committed funds are to be spent first, assigned funds second, and unassigned funds last.

**WASHOE COUNTY, NEVADA**  
**NOTES TO THE FINANCIAL STATEMENTS**  
**JUNE 30, 2021**  
**(CONTINUED)**

Budgetary Stabilization

It is the County's policy to maintain a fund balance of \$3 million, for the purpose of budgetary stabilization. NRS 354.6115 authorizes the creation of a fund to stabilize operation of local governments and mitigate effects of natural disaster. The intent of this policy is to include a portion of the General Fund budgeted ending fund balance that will be committed to stabilization pursuant to NRS 354.6115. Fund balance that is committed to stabilization can be used only after approval by the BCC when unanticipated declines in the major revenue sources (consolidated and property tax revenues) are sustained for at least six months and decline from budget by 2.5% or greater as well as when unbudgeted expenditures are incurred due to a declared emergency or natural disaster. In the case of a natural disaster, the BCC must declare the emergency and State Statutes further constrain the use of these stabilization funds to specific types of outlays. In fiscal year 2018, the BCC approved using the stabilization fund balance of \$3 million to help rebuild infrastructure damages caused by the FEMA declared flooding of January and February 2017. Through the budget process for FY20, the County had replenished the General Fund stabilization reserve to the \$3 million policy. The COVID-19 pandemic, that hit the county in March 2020, resulted in County management declaring an emergency on March 16, 2020, resulting in the authorization of use of the \$3 million Stabilization Fund to pay for unexpected costs associated with the COVID-19 pandemic. On May 18, 2021, the BCC approved to replenish the General Fund stabilization reserve back to \$3 million.

Program Revenues

Amounts reported as program revenues include 1.) charges to customers or applicants who purchase, use, or directly benefit from goods, services, or privileges provided by a given function or segment and 2.) grants and contributions (including special assessments) that are restricted to meeting the operational or capital requirements of a particular function or segment. All County taxes, including those dedicated for specific purposes, and other internally dedicated resources are reported as general revenues rather than as program revenues.

Property Taxes

All real property in the County is subject to physical reappraisal every five years. Annual adjustments are made to the assessed valuation to reflect general changes in property values. The assessed valuation of the property and its improvements is computed at 35% of "taxable value" as defined by State Statute. Taxable value is defined as full cash value for land, replacement cost less straight-line depreciation for land improvements, and statutory depreciation for personal property. The maximum depreciation allowed is 75% of replacement cost.

Tax rates are levied by the BCC immediately after the Nevada Tax Commission has certified the combined tax rate and are then submitted to the County Treasurer for collection. The tax rate levied is for the current fiscal year, July 1 to June 30, and the taxes are considered a lien against real property attaching on July 1. The tax for fiscal year 2021 was due and payable on the third Monday in August 2020. Taxes may be paid in four installments on the third Monday in August and the first Mondays in October, January, and March. No provision for uncollectible amounts has been established since management does not anticipate any material collection loss in the year assessed, in respect to delinquent balances.

Taxes on personal property are collected currently. Personal property declarations are mailed out annually and the tax is computed using percentages of taxable values established by the State of Nevada Department of Taxation and the tax rates. The major classifications of personal property are commercial and mobile homes. In the County, taxes on motor vehicles are collected by a state agency and remitted to the County based on statutory formulas.

Compensated Absences

In proprietary funds, compensated absences are recorded when the liabilities are incurred. In governmental funds, the current portion is recorded as an expenditure. The long-term portion is accounted for in the governmental activities' column of the government-wide Statement of Net Position.

The current portion of compensated absences is defined as benefits actually paid or accrued because of employees terminating employment by June 30. Agreements with various employee associations provide for payment of total accrued compensatory and vacation time in all cases. Accumulated sick leave benefits are payable to terminated employees who have accumulated a set number of hours up to a specified maximum, depending on the particular employee association.

Use of Estimates

The preparation of financial statements in conformity with generally accepted accounting principles requires management to make estimates and assumptions that affect certain reported amounts and disclosures. Accordingly, actual results could differ from those estimates.

**WASHOE COUNTY, NEVADA**  
**NOTES TO THE FINANCIAL STATEMENTS**  
**JUNE 30, 2021**  
**(CONTINUED)**

Implementation of GASB Statement No. 84, 90 and 98

Due to the COVID-19 pandemic of 2020, GASB issued GASB Statement No. 95 "*Postponement of the Effective Dates of Certain Authoritative Guidance*", which allow government entities to delay the implementation of any or all Statements/Pronouncements with an effective date beginning after June 15, 2018, up to 18 months.

As of July 1, 2020, the County adopted GASB Statement No. 84, "*Fiduciary Activities*". The implementation of this standard is to improve guidance regarding the identification of fiduciary activities for accounting and financial reporting purposes and how those activities should be reported. This Statement establishes criteria for identifying fiduciary activities of all state and local governments. The focus of the criteria generally is on (1) whether a government is controlling the assets of the fiduciary activity and (2) the beneficiaries with whom a fiduciary relationship exists. Separate criteria are included to identify component units and postemployment benefit arrangements that are fiduciary activities.

As of July 1, 2020, the County adopted GASB Statement No. 90, "*Majority Equity Interests*". The implementation of this standard is to improve the consistency and comparability of reporting a government's majority equity interest in a legally separate organization and to improve the relevance of financial statement information for certain component units. It defines a majority equity interest and specifies that a majority equity interest in a legally separate organization should be reported as an investment if a government's holding of the equity interest meets the definition of an investment. A majority equity interest that meets the definition of an investment should be measured using the equity method, unless it is held by a special-purpose government engaged only in fiduciary activities, a fiduciary fund, or an endowment (including permanent and term endowments) or permanent fund. Those governments and funds should measure the majority equity interest at fair value.

As of July 1, 2020, the county early implemented GASB Statement No. 98, "*The Annual Comprehensive Financial Report*". The implementation of this standard is to address references in authoritative literature to the term *comprehensive annual financial report*. This statement replaces an existing term but does not otherwise establish new accounting and financial reporting requirements.

**Truckee Meadows Fire Protection District (TMFPD)**

Early Implementation of GASB Statement No. 89

As of July 1, 2020, the Truckee Meadows Fire Protection District early implemented GASB Statement No. 89, "*Accounting for Interest Cost Incurred before the End of a Construction Period*". The implementation of this standard requires interest cost incurred before the end of a construction period should be recognized as an expenditure on a basis consistent with governmental fund accounting principles in financial statements prepared using the current financial resources measurement focus and recognized as an expense in financial statements prepared using the economic resources measurement focus. In accordance with this standard, TMFPD has recorded all interest as an expenditure in the debt service fund and as an expense in the Statement of Net Position.

**NOTE 2 – STEWARDSHIP, COMPLIANCE, AND ACCOUNTABILITY**

**Budgetary Information**

Annual budgets are adopted on a basis consistent with GAAP for all funds except trust and agency funds, which do not require budgets. All annual appropriations lapse at fiscal year-end.

The County adheres to the Local Government Budget Act (NRS 354.470-626) incorporated within State Statutes and the procedures set by the Nevada Department of Taxation (NDT) to establish the budgetary data reflected in these financial statements. The BCC adopts the budget on or before June 1 and files it with the NDT.

The legal level of budgetary control is at the function level for each of the governmental funds and by the combined operating and non-operating expenses in proprietary funds. Statutes do not require that capital outlay, debt service payments and certain other non-cash transactions normally reflected in the balance sheet of proprietary funds be limited by the budget.

All budget amounts presented in these financial statements and schedules reflect the budget as amended by legally authorized revisions during the year. Original budgets are provided for the General Fund and major special revenue funds in compliance with reporting requirements. The Comptroller or Budget Manager may approve budget adjustments within a function. Budget

**WASHOE COUNTY, NEVADA**  
**NOTES TO THE FINANCIAL STATEMENTS**  
**JUNE 30, 2021**  
**(CONTINUED)**

adjustments between functions or funds may be approved by the Comptroller or Budget Manager with BCC notification. Adjustments that affect fund balance, increase original budget or affect the contingency account require BCC approval.

Encumbrance accounting is employed in governmental and proprietary funds. In governmental funds, encumbrances, which include purchase orders and contracts awarded for which goods and services have not been received at year-end, are reappropriated in the subsequent year and are reported as restricted, committed or assigned fund balances, as appropriate. An augmentation of \$35 million for encumbrances and restricted resources that have multiple year budgets was reappropriated in the new fiscal year.

Augmentations from beginning fund balance or previously unbudgeted resources for governmental funds in the current fiscal year were \$6 million. There are no augmentations in the current year for enterprise funds.

### **Compliance**

Management believes that the County conformed to all significant statutory and administrative code constraints on its financial administration during the fiscal year. A negative balance of (\$4.4 million) appears on the Truckee River Flood Management Infrastructure Fund, Schedule of Revenues, Expenditures and Changes in Fund Balance-Budget and Actual under the Public Safety Expenditures. The Capital Facilities Cash Fund shows a negative balance of (\$1,146) on the Schedule of Revenues, Expenditures and Changes in Fund Balance-Budget and actual under the Intergovernmental function expenditures. The negative amounts reported above are allowed under NRS 354.626 section 2 (k) – “The receipt by a local government of increased revenue that: (1) was not anticipated in the preparation of the final budget of the local government; and (2) is required by statute to be remitted to another governmental entity.” A negative variance of (\$9.3 million) appears in the Debt Service fund and a negative variance of (\$352,924) appears in the Special Assessment Debt Service Fund. These two negative amounts reported are allowed under the above listed NRS and NRS 354.626 section 1 “No governing body or member...in excess of the amounts appropriated for the function, other than bond repayments, medium-term obligation repayments and any other long-term contract expressly authorized by law.”

### **Truckee Meadows Fire Protection District (TMFPD)**

TMFPD’s Emergency Fund had a deficit fund balance of \$42,675. TMFPD provided fire support to other local governments during the fiscal year ending June 30, 2021. These support services are reimbursable under agreements with other fire agencies. TMFPD augmented its budget for anticipated revenues to be collected from these other agencies. The deficit balance and over-appropriation occurred due to the timing of reimbursements. TMFPD was unable to collect a significant portion of reimbursement receivables within the revenue recognition period of 60 days after year end and therefore \$1,825,674 were recognized as unavailable revenue. Therefore, this is an apparent violation of Nevada Revised Statutes (NRS) 354.626.

While it appears that the actual expenditures of the Debt Service Fund are over the statutory limit by \$5,604, and the actual expenses, of the Workers’ Compensation Internal Service Fund are over the statutory limit by \$396,146, NRS provides exceptions. Per NRS 354.626 subsection 1, bond repayments are exempt and NRS 354.626 subsection 2 provides an exception directly related to a program of insurance.

### **NOTE 3 – CASH AND INVESTMENTS**

In accordance with Nevada Revised Statutes (NRS), the County’s cash is deposited with insured banks and insured credit unions and those deposits that are not within the limits of insurance must be secured by collateral. At year end, the County’s carrying amount of deposits was \$57,117,757 and the bank balance was \$27,438,559. The difference between the carrying amount and bank balance results from outstanding checks and deposits not yet reflected in the banks’ records.

#### Custodial Credit Risk – Deposits

All deposits are subject to custodial credit risk, which is the risk that the County’s deposits may not be returned to it in the event of a bank failure. Bank balances were covered by the Federal Depository Insurance Corporation, the Securities Investor Protection Corporation, collateral held by the County’s agent in the County’s name or by collateral held by depositories in the name of the Nevada Collateral Pool, and were not exposed to custodial credit risk. According to NRS 356.020, all monies deposited by a County Treasurer that are not within the limits of insurance provided by an instrumentality of the United States must be secured by collateral composed of the same types of securities allowed for investments which are identified below. The County participates in the State of Nevada Collateral Pool which requires depositories to maintain as collateral acceptable securities having a fair market value of at least 102 percent of the amount of the uninsured balances of the public money held by the depository. Under NRS 356.360, the State Treasurer manages and monitors all collateral for all public monies deposited by members of the pool.

**WASHOE COUNTY, NEVADA**  
**NOTES TO THE FINANCIAL STATEMENTS**  
**JUNE 30, 2021**  
**(CONTINUED)**

**Investments**

The County has a formal investment policy that, in the opinion of management, is designed to ensure conformity with NRS and seeks to limit exposure to investment risks.

NRS 355.172 requires the County Treasurer or her agent to take physical possession of securities purchased as an investment by the County in the name of the County. If the securities purchased are subject to repurchase by the seller, the County may, in lieu of the requirement of possession, obtain a fully perfected, first-priority security interest having a fair market value equal to or greater than the repurchase price of the securities.

Investments are recorded at fair value. Earnings and/or losses on investments are allocated to certain funds based on average daily cash balances.

As of June 30, 2021, the County had the following investments and maturities:

	INVESTMENT MATURITIES (IN YEARS)				
	Fair Value	Less than 1	1 to 4	4 to 6	6 to 10
<b>Investments:</b>					
Money Market Mutual Funds	\$ 2,428,220	\$ 2,428,220	\$ -	\$ -	\$ -
Negotiable Certificates of Deposit	79,305,707	58,831,046	20,474,661	-	-
NV Local Government Investment Pool	148,311,387	148,311,387	-	-	-
U.S. Treasury Securities	162,633,768	20,994,581	78,623,414	41,854,918	21,160,855
U.S. Agency Bonds/Notes/MBS/CMO	174,184,861	22,979,540	114,064,177	29,814,935	7,326,209
Supra-National Agency Bond/Note	2,931,556	-	2,931,556	-	-
Asset Backed Securities/Collateralized Mortgage Obligations	11,180,545	-	7,285,674	3,894,871	-
Corporate Notes/Commercial Paper	129,421,606	76,399,429	51,624,945	1,397,232	-
<b>Total Investments</b>	<b>710,397,650</b>	<b>329,944,203</b>	<b>275,004,427</b>	<b>76,961,956</b>	<b>28,487,064</b>
<b>Total Cash (includes TMFPD)</b>	<b>57,117,757</b>	<b>57,117,757</b>	<b>-</b>	<b>-</b>	<b>-</b>
<b>Total Cash and Investments<sup>1</sup></b>	<b>\$ 767,515,407</b>	<b>\$ 387,061,960</b>	<b>\$ 275,004,427</b>	<b>\$ 76,961,956</b>	<b>\$ 28,487,064</b>

<sup>1</sup>Total cash and investments include restricted cash, purchased interest, Truckee Meadows Fire Protection District and the NV Local Government Investment Pool.

The NV Local Government Investment Pool (LGIP) is an unrated external pool regulated by Nevada Revised Statute 355, administered by the State Treasurer with oversight by the State of Nevada Board of Finance. The County deposits monies with the State Treasurer to be pooled with monies of other local governments for investment in the local government pooled investment fund. The County's investment in the LGIP is equal to its original investment plus monthly allocation of interest income and realized/unrealized gains and losses, which is the same as the value of the pool shares.

**Interest Rate Risk**

Interest rate risk is the risk that changes in market interest rates will adversely affect the fair value of an investment. This risk can be reduced by diversifying the durations of the fixed-income investments that are held at a given time. As a means of limiting its exposure to fair value losses arising from rising interest rates, the County's investment policy requires twelve to eighteen months of projected cash flow to be in investments maturing in one year or less. Investments maturing in less than one year at June 30, 2021 were 43% of the County's total cash and investments. The County's strategic investment plan seeks to obtain the desired average maturity of 2 to 4 years. The weighted average maturity at June 30, 2021, was 2 years.

**WASHOE COUNTY, NEVADA**  
**NOTES TO THE FINANCIAL STATEMENTS**  
**JUNE 30, 2021**  
**(CONTINUED)**

The County invests in the following types of securities that are, considered to be highly sensitive to interest rate changes:

<u>Investment</u>	<u>Fair Market</u>	<u>% of Total</u>
<u>U.S. Agency Mortgage Backed Securities and Collateralized Mortgage Obligations</u> When interest rates fall, mortgages are refinanced and paid off early and the reduced stream of future interest payments diminish fair value.	\$ 11,180,545	1.6%
<u>Callable U.S. Agency and Corporate Note Securities</u> On specified dates the issuer can call the security. Because they are subject to early repayment, the fair value of these securities is more sensitive in a period of declining interest rates.	<u>46,939,645</u>	6.6%
Total	<u>\$ 58,120,190</u>	

Credit Risk

NRS allows investments in obligations of the U.S. Treasury and U.S. agencies, municipal bonds issued by local governments of the State, corporate bonds rated "A" or better by a nationally recognized rating service, commercial paper rated "A-1," "P-1" or better by a nationally recognized rating service, repurchase agreements, certificates of deposit, money market mutual funds rated "AAA" by a nationally recognized rating service or other securities in which banking institutions may legally invest.

As of June 30, 2021, the County's investments are rated as follows:

<u>S&amp;P Rating</u>	<u>Money Market Mutual Funds</u>	<u>Negotiable Certificates of Deposit</u>	<u>U.S. Treasury Securities</u>	<u>Supra-National Agency Bonds/Notes</u>	<u>U.S. Agencies</u>	<u>Corporate Notes/Commercial Paper</u>	<u>Asset Backed Securities/Collateralized Mortgage Obligations</u>	<u>NV Local Government Investment Pool</u>	<u>Fair Value</u>
AAA <sub>m</sub>	\$ 2,428,220	-	-	-	-	-	-	-	\$ 2,428,220
AAA	-	-	-	2,931,556	-	5,008,841	8,068,567	-	16,008,964
AA+	-	-	162,633,767	-	161,248,771	7,288,710	12,936,091	-	344,107,339
AA	-	-	-	-	-	12,234,697	-	-	12,234,697
AA-	-	8,875,505	-	-	-	5,248,599	-	-	14,124,104
A+	-	8,585,062	-	-	-	11,812,569	-	-	20,397,631
A	-	3,014,094	-	-	-	10,811,326	-	-	13,825,420
A-	-	-	-	-	-	8,743,508	-	-	8,743,508
A-1+	-	12,997,959	-	-	-	-	-	-	12,997,959
A-1	-	45,833,087	-	-	-	60,987,054	-	-	106,820,141
BBB+	-	-	-	-	-	7,286,302	-	-	7,286,302
Unrated	-	-	-	-	-	-	3,111,978	148,311,387	151,423,365
	<u>\$ 2,428,220</u>	<u>\$ 79,305,707</u>	<u>\$ 162,633,767</u>	<u>\$ 2,931,556</u>	<u>\$ 161,248,771</u>	<u>\$ 129,421,606</u>	<u>\$ 24,116,636</u>	<u>\$ 148,311,387</u>	<u>\$ 710,397,650</u>

Concentration of Credit Risk

The County's investment policy places no limit on amounts invested in direct obligations of the U.S. Treasury and securities backed by the full faith and credit of the U.S. Government, while placing the following limits per issuer on all other securities: Federal Agency Securities, 35%; Federal Agency Mortgage Backed Securities, 15%; Bonds and notes guaranteed by the International Bank for Reconstruction and Development, 15%; Money Market Funds, 45%; Corporate bonds and notes, 5%; Certificates of deposit, 5%; Obligations issued by local governments of the State of Nevada, 10% and Local Government Pooled Investment Fund (LGIP), 25%.

At June 30, 2021, the following investments exceeded 5% of the County's total:

Fannie Mae	15.5%
Freddie Mac	7.6%
U.S. Treasury Securities	22.9%



**WASHOE COUNTY, NEVADA**  
**NOTES TO THE FINANCIAL STATEMENTS**  
**JUNE 30, 2021**  
**(CONTINUED)**

**External Investment Pool**

Pooled investments are carried at fair value determined by quoted market prices, net of accrued interest. All pooled investments are physically collateralized and held by Wells Fargo Bank.

The County administers an external investment pool combining County money with voluntary investments from Truckee Meadows Fire Protection District, Regional Transportation Commission, Nevada Works, Western Regional Water Commission, Washoe County, Nevada OPEB Trust, Truckee River Flood Management Authority, the Library Investment Fund, the Deferred Compensation Fund and Southwest Pointe Arrowcreek Fund. The BCC has overall responsibility for investment of County funds, including the Investment Trust Fund, in accordance with NRS 355.175. The Washoe County Chief Investment Official is the Washoe County Treasurer, under authority delegated by the BCC. The Investment Committee, created by Washoe County Code Section 15.220, has been delegated the investment decision making authority in the County and serves also in an advisory capacity to the Treasurer and BCC. The external investment pool is not registered with the SEC as an investment company. PFM Asset Management, LLC determines the fair value of the County investments monthly. The County has not provided or obtained any legally binding guarantees during the period to support the value of shares.

The participants' share and redemption value are calculated using the same method. Each participant's share is equal to their investment plus or minus the monthly allocation of net income, realized and unrealized gains and losses. The determination of realized gains and losses is independent of the determination of the net change in the fair value of investments. Gains and losses of the current period include unrealized amounts from prior periods.

Investments held in the external investment pool at June 30, 2021 were:

Investment Type	Fair Value	Principal Amount/ No. of Shares	Rate	Maturity Dates
Negotiable Certificates of Deposit	\$ 79,302,673	78,960,000	.18-2.04%	07/02/2021-03/17/2023
U. S. Treasury Securities	162,508,067	158,890,000	.125-3.125%	10/15/2021-11/15/2030
NV Local Government Investment Pool	148,311,387	148,311,387	N/A	N/A
Supra-National Agency Bond/Note	2,931,556	2,940,000	0.25%	11/24/2023
Fed Agency Bonds/Notes	161,064,439	159,790,000	.25-6.75%	01/05/2022-08/05/2030
Fed Agency Mortgage Backed Securities	172,026	171,099	3.00%	06/1/2022
Fed Agency Collateralized Mortgage Obligations	12,936,091	12,647,762	.569-3.56%	09/01/2021-01/01/2028
Asset Backed Securities/Collateralized Mortgage	11,180,545	11,090,298	.27-2.79%	07/15/2022-02/17/2026
Corporate Notes/Commercial Paper	129,381,312	126,642,000	0.00-5.250%	07/12/2021-11/13/2025
	<u>707,788,096</u>			
Total Investments in Pool	\$ <u>707,788,096</u>			

**WASHOE COUNTY, NEVADA**  
**NOTES TO THE FINANCIAL STATEMENTS**  
**JUNE 30, 2021**  
**(CONTINUED)**

**External Investment Pool**  
**Statement of Net Position as of June 30, 2021**

<b>Assets:</b>	<b>FY2021</b>
Cash	\$ 40,432,736
Investments:	
Certificates of Deposit	79,305,707
U.S. Treasury Securities	162,633,767
NV Local Government Investment Pool	148,311,387
Supra-National Agency Bond/Rate	2,931,556
U.S. Agency Securities	161,248,771
Collateralized Mortgage Obligations/Asset Backed Securities	24,116,636
Corporate Notes	129,421,606
Interest Receivable	1,591,373
Total Assets	<u>\$ 749,993,539</u>
<b>Net Position:</b>	
Internal participants	\$ 549,714,496
Component Units:	
Truckee Meadows Fire Protection District	19,751,073
External participants	<u>180,527,970</u>
Total Net Position Held in Trust for Pool Participants (\$1.00/par)	<u>\$ 749,993,539</u>

**External Investment Pool**  
**Statement of Changes in Net Position for the Year Ended June 30, 2021**

<b>Additions:</b>	<b>FY21</b>
Investment earnings	\$ 7,487,621
Net realized gain (loss) on investments	2,190,381
Net increase (decrease) in fair value of investments	<u>(8,793,461)</u>
Increase in net position resulting from operations	884,541
Net capital share transactions	<u>177,873,740</u>
Change in Net Position	178,758,281
<b>Net Position, July 1</b>	<u>571,235,258</u>
<b>Net Position, June 30</b>	<u>\$ 749,993,539</u>

**WASHOE COUNTY, NEVADA**  
**NOTES TO THE FINANCIAL STATEMENTS**  
**JUNE 30, 2021**  
**(CONTINUED)**

Investments are recorded at fair value and the following table shows the Fair Value Measurements used:

Investments Measured at Fair Value June 30, 2021		Fair Value Measurement Using:		
Total	Quoted Prices in Active Markets for Identical Assets (Level 1)	Significant Other Observable Inputs (Level 2)	Significant Unobservable Inputs (Level 3)	
<b>Investments by fair value level</b>				
Debt securities				
Money Market Mutual Funds	\$ 2,428,220	\$ 2,428,220	\$ -	\$ -
Certificates of Deposit	79,305,707	79,305,707	-	-
U.S. Treasury Securities	162,633,768	162,633,768	-	-
Supra-National Agency Bond/Note	2,931,556	2,931,556	-	-
U.S. Agency Securities	174,184,861	174,184,861	-	-
Collateralized Mortgage Obligations/Asset Backed Securities	11,180,545	-	11,180,545	-
Corporate Notes/Commercial Paper	129,421,606	-	129,421,606	-
Total debt securities	<u>\$ 562,086,263</u>	<u>\$ 421,484,112</u>	<u>\$ 140,602,151</u>	<u>\$ -</u>
Total investments by fair value level	<u>\$ 562,086,263</u>	<u>\$ 421,484,112</u>	<u>\$ 140,602,151</u>	<u>\$ -</u>
Investments not required to be measured at fair value:				
NV Local Government Investment Pool	148,311,387			
Total Investments	<u>\$ 710,397,650</u>			

Debt and equity securities classified in level 1 of the fair value hierarchy are valued using prices quoted in active markets for those securities. Investments categorized as Level 2 are valued at fair value based on the observable market prices on the underlying assets held by the pool or fund less liabilities. The market approach uses prices and other relevant information generated by market transactions involving identical or comparable assets, liabilities, or a group of assets and liabilities. Information is obtained from the Washoe County's investment firm, PFM Asset Management, LLC.

**NOTE 4 – RESTRICTED CASH AND INVESTMENTS**

Restricted cash and investments include amounts restricted for future debt service and reserves as required by bond covenants and ordinances; reserves restricted for projects for the HUD Neighborhood Stabilization Program; and reserves restricted for workers' compensation claims pursuant to NRS 616B.300. Restricted cash and investments at June 30, 2021, were as follows:

	<u>Debt Service and Reserves</u>	<u>Projects</u>	<u>Claims</u>	<u>Total</u>
<b><u>Governmental Funds and Governmental Activities</u></b>				
General Fund	\$ 750,000	\$ -	\$ -	\$ 750,000
Other Restricted Fund	-	35,060	-	35,060
Total Governmental Funds	750,000	35,060	-	785,060
Internal Service Funds:				
Risk Management Fund	-	-	2,274,000	2,274,000
Total Governmental Activities	750,000	35,060	2,274,000	3,059,060
<b><u>Proprietary Funds and Business-type Activities</u></b>				
Utilities Fund	1,237,778	-	-	1,237,778
Total Restricted Cash and Investments	<u>\$ 1,987,778</u>	<u>\$ 35,060</u>	<u>\$ 2,274,000</u>	<u>\$ 4,296,838</u>

**WASHOE COUNTY, NEVADA**  
**NOTES TO THE FINANCIAL STATEMENTS**  
**JUNE 30, 2021**  
**(CONTINUED)**

**Truckee Meadows Fire Protection District (TMFPD)**

Truckee Meadows Fire Protection District (TMFPD) had restricted cash and investments in the amount of \$906,806 in the Capital Projects Fund from the proceeds of debt issued for the acquisition of properties for fire stations, including fixtures, structures, stations, other buildings, and sites.

**NOTE 5 – LONG-TERM ASSETS**

**Governmental Activities**

Long-term assets in governmental activities total \$21,982,786 which include \$14,763,538 in long-term prepaids for equipment and building leases/deposits. Also included is \$331,259 in prepaid bond insurance and a note receivable of \$6,887,990 due from partner agencies in the Nevada Shared Radio System.

**Business-type Activities**

Long-term assets in business-type activities include \$150,557 in long-term receivables in the Utilities Fund.

**NOTE 6 – CAPITAL ASSETS**

	<u>Beginning</u> <u>Balances</u>	<u>Increases</u>	<u>Decreases</u>	<u>Ending</u> <u>Balances</u>
<b><u>Capital Assets - Governmental Activities</u></b>				
Capital assets, not being depreciated:				
Land and land use rights	\$ 150,726,870	\$ 341,916	\$ -	\$ 151,068,786
Construction in progress	24,707,335	8,119,677	16,586,368	16,240,644
Total capital assets not being depreciated	175,434,205	8,461,593	16,586,368	167,309,430
Capital assets being depreciated:				
Land improvements	72,453,620	-	-	72,453,620
Buildings/improvements	332,338,851	1,186,831	-	333,525,682
Infrastructure	608,377,438	11,545,012	-	619,922,450
Equipment	92,647,528	7,698,936	1,579,851	98,766,613
Software	20,746,101	350,609	-	21,096,710
Total capital assets being depreciated	1,126,563,538	20,781,388	1,579,851	1,145,765,075
Less accumulated depreciation for:				
Land improvements	51,419,743	2,251,513	-	53,671,256
Buildings/improvements	174,746,977	8,539,193	-	183,286,170
Infrastructure	522,915,262	12,998,220	-	535,913,482
Equipment	74,432,728	4,870,786	1,122,416	78,181,098
Software	18,868,311	549,142	-	19,417,453
Total accumulated depreciation	842,383,021	29,208,854	1,122,416	870,469,459
Net capital assets being depreciated	284,180,517	(8,427,466)	457,435	275,295,616
Governmental activities capital assets, net	\$ 459,614,722	\$ 34,127	\$ 17,043,803	\$ 442,605,046

**WASHOE COUNTY, NEVADA**  
**NOTES TO THE FINANCIAL STATEMENTS**  
**JUNE 30, 2021**  
**(CONTINUED)**

Depreciation expense was charged to functions/programs for the governmental activities as follows:

<b>Governmental Activities:</b>	
General government	\$ 3,163,732
Judicial	2,386,649
Public safety	5,480,406
Public works	14,154,588
Health and sanitation	152,538
Welfare	732,046
Culture and recreation	3,135,337
Community support	3,558
<b>Total Depreciation Expense - Governmental Activities</b>	<b>\$ 29,208,854</b>

	<u>Beginning Balances</u>	<u>Increases</u>	<u>Decreases</u>	<u>Ending Balances</u>
<b>Capital Assets - Business-type Activities</b>				
Capital assets not being depreciated:				
Land and land use rights	\$ 7,943,066	\$ 325,000	\$ -	\$ 8,268,066
Plant capacity	825,150	-	-	825,150
Construction in progress	7,382,446	19,512,321	1,007,133	25,887,634
<b>Total capital assets not being depreciated</b>	<b>16,150,662</b>	<b>19,837,321</b>	<b>1,007,133</b>	<b>34,980,850</b>
Capital assets being depreciated:				
Land improvements	6,485,381	-	-	6,485,381
Buildings/improvements	60,559,205	170,096	-	60,729,301
Infrastructure	131,546,129	3,027,964	40,000	134,534,093
Equipment	1,028,217	355,357	-	1,383,574
Software	1,076,630	-	-	1,076,630
Plant, well capacity	2,368,822	-	-	2,368,822
<b>Total capital assets being depreciated</b>	<b>203,064,384</b>	<b>3,553,417</b>	<b>40,000</b>	<b>206,577,801</b>
Less accumulated depreciation for:				
Land improvements	4,351,173	166,217	-	4,517,390
Buildings/improvements	21,835,838	1,194,620	-	23,030,458
Infrastructure	43,641,216	2,618,251	34,479	46,224,988
Equipment	922,313	19,463	-	941,776
Software	951,264	20,059	-	971,323
Plant, well capacity	1,489,555	59,221	-	1,548,776
<b>Total accumulated depreciation</b>	<b>73,191,359</b>	<b>4,077,831</b>	<b>34,479</b>	<b>77,234,711</b>
<b>Net capital assets being depreciated</b>	<b>129,873,025</b>	<b>(524,414)</b>	<b>5,521</b>	<b>129,343,090</b>
<b>Business-type activities capital assets, net</b>	<b>\$ 146,023,687</b>	<b>\$ 19,312,907</b>	<b>\$ 1,012,654</b>	<b>\$ 164,323,940</b>

Depreciation expense was charged to functions/programs for business activities as follows:

<b>Business-Type Activities:</b>	
Utilities	\$ 3,984,318
Building and safety	20,058
Golf courses	73,455
<b>Total Depreciation Expense - Business-type Activities</b>	<b>\$ 4,077,831</b>

**WASHOE COUNTY, NEVADA**  
**NOTES TO THE FINANCIAL STATEMENTS**  
**JUNE 30, 2021**  
**(CONTINUED)**

Net capital assets at June 30, 2021, for the discretely presented component unit were:

	<b>Truckee Meadows Fire Protection District</b>
<b><u>Net Capital Assets</u></b>	
Capital assets not being depreciated	\$ 7,149,013
Capital assets being depreciated	25,299,479
Capital assets, net	<u>\$ 32,448,492</u>

**WASHOE COUNTY, NEVADA**  
**NOTES TO THE FINANCIAL STATEMENTS**  
**JUNE 30, 2021**  
**(CONTINUED)**

**NOTE 7 – COMMITMENTS, CONTINGENCIES, AND OTHER LIABILITIES**

**Commitments**

The County utilizes encumbrance accounting to identify fund commitments. Major commitments, generally contracts in excess of \$100,000, are entered into for construction projects or longer term service arrangements that can span several years.

Construction in progress and major commitments for governmental activities and business-type activities are:

	<u>CIP Balance</u> <u>June 30, 2021</u>	<u>Major</u> <u>Commitments</u>
<b><u>Governmental Funds and Governmental Activities</u></b>		
<b>Major Governmental Funds:</b>		
General Fund:		
Service contracts	\$ -	\$ 1,753,529
Child Protective Services		
Case management and support services	-	117,208
Other Restricted		
Service contracts	-	598,660
Total Major Governmental Funds	\$ -	\$ 2,469,397
<b>Nonmajor Governmental Funds:</b>		
Special Revenue Funds:		
Service contracts	-	2,401,138
Case management and support services	-	405,563
Road infrastructure	-	1,591,081
Total Special Revenue Funds	\$ -	\$ 4,397,782
Internal Service Funds:		
Service contracts	-	11,381,309
Vehicles and equipment	2,538,068	1,205,309
Total Internal Service Funds	\$ 2,538,068	\$ 12,586,618
Capital Projects Funds:		
Building infrastructure projects	1,737,410	3,121,310
Parks and open space projects	2,018,192	51,971
Public safety communications, technology	1,772,044	-
Community services projects	7,865,930	-
Technology improvements	309,000	-
Water quality improvement projects	-	-
Total Capital Projects Funds	\$ 13,702,576	\$ 3,173,281
Total Governmental Funds / Governmental Activities	\$ 16,240,644	\$ 22,627,078
<b><u>Business-Type Funds:</u></b>		
Building and Safety		
Service contracts	25,887,634	20,229,807
Total Business-Type Funds	\$ 25,887,634	\$ 20,229,807

**Contingencies**

The County is involved in various lawsuits. The outcome of these lawsuits is not presently determinable; however, management does not anticipate that they would materially impact the financial position of the County.

**WASHOE COUNTY, NEVADA**  
**NOTES TO THE FINANCIAL STATEMENTS**  
**JUNE 30, 2021**  
**(CONTINUED)**

The County is contingently liable on the following Reno-Sparks Convention & Visitors Authority (RSCVA) bonds:

RSCVA Refunding Bonds, Series 2021	\$ 65,760,000
Total RSCVA Bonds	\$ 65,760,000

Although the County is contingently liable for the general obligation bonds of RSCVA in the event of a default, it is anticipated that RSCVA resources would be reallocated to retire the bonds. Therefore, management believes that the likelihood of the County assuming the debt is remote.

**Other Liabilities**

Governmental Activities

Other liabilities in governmental activities consist of deposits and amounts due to others of \$3,563,840 in the General Fund for deposits and bail related to pending court cases or investigations, \$331,418 in other governmental funds for other customer and security deposits. For refundable deposits for park facilities and developer performance guarantees, there is \$17,864 in other governmental funds. There is \$336,166 recorded in the Health Benefits Fund.

Business-type Activities

Other liabilities in business-type activities include \$376,095 for customer deposits in the Utilities Fund.

**Truckee Meadows Fire Protection District (TMFPD)**

On June 23, 2020, TMFPD entered into an Interlocal Agreement to provide for financing, development, operation, and management of the Washoe County Regional Communications P25 Radio System. Under the terms of the agreement, TMFPD has committed to paying for an allocated portion of Washoe County's debt obligation to upgrade the existing radio communication system to address new technology requirement and aging/availability issues, radio coverage, and mutual aid interconnection. TMFPD paid Washoe County \$65,250 during the fiscal year ending June 30, 2021. TMFPD's remaining payments to Washoe County for their portion of the debt is \$692,678 in principal and \$178,688 in interest with average annual payments of \$62,664 over the remaining term of 14 years.

**NOTE 8 – UNEARNED REVENUE AND DEFERRED INFLOWS OF RESOURCES**

Unearned revenue in connection with resources that have been received, but not yet earned is reported as a liability for governmental activities.

Deferred inflows of resources represent an acquisition of net position that applies to a future period or periods and so will not be recognized as an inflow of resources (revenue) until that time. Governmental funds reported \$11.0 million in deferred inflows of resources related to unavailable revenue.



**WASHOE COUNTY, NEVADA**  
**NOTES TO THE FINANCIAL STATEMENTS**  
**JUNE 30, 2021**  
**(CONTINUED)**

At the end of the current fiscal year, major components of unavailable and unearned revenue reported for governmental funds were as follows:

	<u>General Fund</u>	<u>Child Protective Services Fund</u>	<u>Other Restricted Fund</u>	<u>Nonmajor Governmental Funds</u>	<u>Total</u>
<b>Liabilities</b>					
<b>Unearned revenue:</b>					
Grants revenue	\$ -	\$ -	\$ 47,912,243	\$ -	\$ 47,912,243
Total Unearned Revenue	<u>\$ -</u>	<u>\$ -</u>	<u>\$ 47,912,243</u>	<u>\$ -</u>	<u>\$ 47,912,243</u>
<b>Deferred Inflows of Resources</b>					
<b>Unavailable revenue:</b>					
Ad valorem taxes	\$ 1,196,886	\$ 42,506	\$ 10,629	\$ 204,447	\$ 1,454,468
Grants and other revenue	-	236,525	5,793,665	3,490,854	9,521,044
Total Unavailable Revenue	<u>\$ 1,196,886</u>	<u>\$ 279,031</u>	<u>\$ 5,804,294</u>	<u>\$ 3,695,301</u>	<u>\$ 10,975,512</u>

Unearned revenue in business-type activities consists of \$131,859 for water rights leases and unearned utility revenue in the Utilities Fund and of \$1,709,007 for unearned permit fees and plan checks fee revenue in the Building and Safety fund. The Building and Safety fund also has a noncurrent unearned revenue of \$2,122.

**Discretely Presented Component Unit**

At the end of the current fiscal year, major components of unavailable revenue reported for discretely presented component unit was as follows:

<b>Truckee Meadows Fire Protection District</b>			
	<u>TMFPD General Fund</u>	<u>TMFPD Emergency Fund</u>	<u>Total</u>
<b>Deferred Inflows of Resources</b>			
<b>Unavailable revenue:</b>			
Property taxes	\$ 90,166	\$ -	\$ 90,166
Reimbursements	<u>51,903</u>	<u>1,825,674</u>	<u>1,877,577</u>
Total Unavailable Revenue	<u>\$ 142,069</u>	<u>\$ 1,825,674</u>	<u>\$ 1,967,743</u>

**NOTE 9 – LONG-TERM OBLIGATIONS**

**Current Refundings**

On October 29, 2020, Washoe County issued \$9,695,000 General Obligation (Limited Tax) Refunding Bonds, (additionally secured by pledged revenues), Series 2020B. The proceeds were used for a current refunding totaling \$10,759,182 of the outstanding principal for the General Obligation (Limited Tax) 2019B Refunding Bonds (additionally secured by pledged revenues), the General Obligation (Limited Tax) 2011B Building Refunding Bonds (additionally secured by pledged revenues) and to pay bond issuance costs. Bond principal will be retired annually through fiscal year 2029, commencing November 1, 2021. Interest is payable on November 1 and May 1, commencing on May 1, 2021. The Bonds constitute direct and general obligations of the County, and the full faith and credit of the County is pledged for the payment of principal and interest, subject to Nevada constitutional and statutory limitations regarding the aggregate amount of ad valorem taxes. The bonds have a fixed interest rate of 1.35%.

From the 2020B bond proceeds, \$10,688,182 was deposited in an irrevocable trust account controlled by U.S. Bank and used to call the refunded bonds on October 29, 2020. The refunding was undertaken to reduce total debt service payments over the next ten years by \$364,158 and resulted in an economic gain (difference between the present values of the old and new debt service payments) of \$358,145.

**WASHOE COUNTY, NEVADA**  
**NOTES TO THE FINANCIAL STATEMENTS**  
**JUNE 30, 2021**  
**(CONTINUED)**

**Bond Redemptions**

The County called \$370,000 in special assessment bonds for early redemption as funds were made available from the early payoff of special assessments.

**Defeasance/Early Extinguishment of Debt**

The County defeased certain general obligation debt by placing funds from unspent bond proceeds, existing resources and the proceeds of new bonds in an irrevocable trust to provide for all future debt service payments on certain previously issued bonds. Accordingly, the trust account assets and the liability for the defeased bonds are not included in the County's financial statements.

As of June 30, 2021, the County had no remaining balances for the defeased portion of past bond issues.

**Revenue Bonds**

The County has pledged specific revenues to repay bonds in governmental and business-type activities.

Governmental Activities

The County has pledged 15% of the consolidated tax revenue receipts for the repayment of various General Obligation Revenue bonds consisting of the Refunding Bonds Series 2012B, issued between fiscal years 2004 and 2012; Medical Examiner Building Bonds Series 2015A; Safety Refunding 2016B, Nevada Shared Radio System Bonds 2020 and Building and Park Refunding 2020B. The total principal and interest remaining to be paid on the bonds is \$61,187,617 payable through fiscal year 2036. For the current year, principal and interest paid from pledged revenues for the bonds totaled \$5,024,595 and pledged revenues totaled \$21,356,429.

The County has pledged future infrastructure sales tax revenues to repay \$32.3 million in Flood Control Series 2006 and Sales Tax Revenue Refunding Series 2016A bonds. Proceeds from the bonds provided financing, for expansion of, and improvements to, the flood control system. The bonds are intended to be paid solely from infrastructure tax revenues and are payable through fiscal year 2036. Annual principal and interest payments on the bonds are expected to require as much as 18% of the pledged revenues. The total principal and interest remaining to be paid on the bonds is \$26,450,431. For the current year, principal and interest paid for the bonds totaled \$2,296,071 and pledged revenues totaled \$13,037,229.

The County has pledged future car rental fees to repay the direct placements of \$18.5 million of Senior Lien Car Rental Revenue bonds and \$10.0 million Subordinate Lien Car Rental Fee Capital Appreciation Revenue Bonds (Minor League Baseball Stadium Project) Series 2008. Proceeds from the bonds provided financing to acquire, improve, equip, operate and maintain within the County a minor league baseball stadium project. The direct placement bonds are intended to be paid solely from car rental fee revenues and are payable through fiscal year 2056. Annual principal and interest payments on the bonds are expected to require 100% of the car rental fee revenue. The total principal and interest remaining to be paid on the Senior Lien Car Rental Fee Revenue Bonds is \$12.2 million. For the current year, principal and interest paid for the bonds totaled \$1,400,493, and pledged revenues totaled \$1,313,586. Total principal and interest at June 30, 2021 on the Subordinate Lien Car Rental Fee Capital Appreciation Revenue Bonds is \$22.2 million. For the current year, a principal payment of \$58,808 was paid on the bonds on December 1, 2020.

Business-Type Activities

The County has pledged future utility customer revenues and connection fees and investment earnings, net of specified operating expenses, to repay \$17.4 million in direct borrowing utility system revenue bonds issued in fiscal year 2015. Proceeds from the bonds provided financing for expansion of, and improvements to, the utility system. The direct borrowing bonds are intended to be paid solely from utility customer net revenues and are payable through fiscal year 2027.

On December 31, 2014, in connection with the divestment of the water operations, the County amended the bond ordinances authorizing the outstanding general obligation (limited tax) sewer bonds to pledge the net revenues of the Utilities Fund excluding water reserves.

The County has authorized up to \$50 million of bonds through the State of Nevada Revolving Fund Program (SRF). On May 27, 2020, the County has issued \$27 million of maximum principal bonds and made draws during FY20 of \$195,188 and FY21 of \$13,269,485. The County reserves the privilege of issuing the bonds or other securities at any time legal requirements are satisfied.

Principal and interest on the Sewer Bonds are payable from the pledged revenues of the Utilities Fund. There is no impact on the ad valorem tax rate so long as net pledged revenues are sufficient to pay debt service. Annual principal and interest payments on the sewer bonds are expected to require as much as 13% of the utility's net revenues. The total principal and interest remaining

**WASHOE COUNTY, NEVADA**  
**NOTES TO THE FINANCIAL STATEMENTS**  
**JUNE 30, 2021**  
**(CONTINUED)**

to be paid on the sewer bonds is \$39,656,366. For the current year, principal and interest paid for the sewer and water bonds totaled \$2,494,276. Net pledged revenues totaled \$15,970,573.

**Special Assessment Debt**

Special assessment bonds are issued to finance improvements that benefit taxpayers in the defined area. Bonds are repaid from assessments levied against these taxpayers and are secured by their real property. In case of deficiencies, the County's General Fund and taxing power further secure all bonds (NRS 271.495). There were no delinquent special assessments outstanding as of June 30, 2021.

The County has pledged future assessment revenues levied on special assessment districts throughout the County to repay \$10.3 million in various local improvement bonds issued between fiscal years 2007 and 2011. Proceeds from the bonds provided financing for improvements in roads, water and sewer infrastructure in the various districts. The bonds are intended to be paid solely from assessment revenues and are payable through fiscal year 2032. Annual principal and interest payments on the bonds are expected to require as much as 75% of the assessment revenues. The total principal and interest remaining to be paid on the bonds is \$3,569,952. For the current year, principal and interest paid for the bonds totaled \$766,725 and pledged revenues totaled \$1,015,772.

**Legal Debt Margin**

The statutory Washoe County debt limit is 10% of the assessed value of all taxable property in Washoe County, as set forth in Chapter 244A.059 of the Nevada Revised Statutes. For the fiscal year ended June 30, 2021, the Legal Debt Margin is \$1.9 billion.

**Conduit Debt Obligations**

The County has issued several series of revenue bonds for public and private sector activity in the public interest. The public sector revenue bonds are for the cost of constructing and maintaining certain streets and highways in the County. The revenue bonds are paid solely from certain taxes on motor vehicle fuel collected in the County. Private sector revenue bonds have been used for water and gas facilities and hospital facilities. The revenue bonds are paid solely from the revenue derived from the projects for which they were issued. The public and private revenue bonds do not become liabilities of the County under any condition and are therefore excluded from the County's financial statements except for the Reno-Sparks Convention & Authority (RSCVA) debt. (See note 7)

**WASHOE COUNTY, NEVADA**  
**NOTES TO THE FINANCIAL STATEMENTS**  
**JUNE 30, 2021**  
**(CONTINUED)**

Outstanding balances at June 30, 2021 follow:

	<u>Date of Issue</u>	<u>Original Issue</u>	<u>Principal Outstanding</u>
<b>Public Sector</b>			
<b>Reno-Sparks Convention &amp; Visitors Authority (RSCVA)</b>			
RSCVA Refunding bonds, Series 2021	4/6/2021	\$ 65,760,000	\$ 65,760,000
<b>Regional Transportation Commission:</b>			
Highway Revenue Bonds Series 2010E	12/16/2010	\$ 58,775,000	\$ 58,775,000
Highway Revenue Bonds Series 2010F	12/16/2010	\$ 5,385,000	\$ 5,385,000
Sales Tax Improvement Bonds Series 2010H	12/16/2010	20,000,000	20,000,000
Highway Revenue Bonds Series 2018	12/20/2018	183,235,000	173,600,000
Highway Revenue Bonds Series 2019	12/19/2019	56,235,000	54,455,000
Subtotal Public Sector		<u>\$ 389,390,000</u>	<u>\$ 377,975,000</u>
<b>Sierra Pacific Power Company d/b/a NV Energy:</b>			
Gas and Water Facilities Refunding Revenue Bonds			
Public Sector:			
Series 2016B	5/24/2016	\$ 60,230,000	\$ 60,230,000
Series 2016C, 2016D, 2016E and 2016F & 2016G	9/16/2020	\$ 30,000,000	\$ 30,000,000
Series 2016D, 2016E and 2016F & 2016G	4/9/2019	145,000,000	145,000,000
Privately Held:			
Nevada Gas Facilities Refunding Revenue Bonds, Series 2016A	4/15/2020	58,700,000	58,700,000
Subtotal Private Sector		<u>\$ 293,930,000</u>	<u>\$ 293,930,000</u>
Total Conduit Debt		<u>\$ 683,320,000</u>	<u>\$ 671,905,000</u>

**Operating Leases**

The County leases office space, land and equipment under various operating lease agreements. Total lease payments in fiscal year 2021 were \$3,125,002. Future minimum payments for these leases are:

<u>Year Ending June 30,</u>	<u>Office Space,</u>		<u>Equipment</u>	<u>Total</u>
	<u>Land</u>			
2022	\$ 1,445,209	\$	1,332,379	\$ 2,777,588
2023	1,262,107		593,351	1,855,458
2024	724,834		267,875	992,709
2025	619,378		72,985	692,363
2026+	10,892,207		-	10,892,207
Totals	<u>\$ 14,943,735</u>	<u>\$</u>	<u>2,266,590</u>	<u>\$ 17,210,325</u>

The County began a long-term lease on January 1, 2013 for the Sparks Justice Court which expires in fiscal year 2023. The terms of the lease allow uneven and artificially low payments throughout the life of the lease. For fiscal year 2021, an adjustment of \$28,322 (cumulative total of \$42,483) is required to reconcile the amount of expenditures in the General Fund to the straight line expense recognized in the government-wide statements.

**Compensated Absences**

The liability for compensated absences is included in noncurrent liabilities on the government-wide Statement of Net Position. The liability will be liquidated primarily by the General Fund for governmental activities and by the Utilities Fund for business-type activities. In fiscal year 2021, 85% of compensated absences for governmental activities were paid by the General Fund, and in business-type activities, 62% were paid by the Utilities Fund.

**WASHOE COUNTY, NEVADA**  
**NOTES TO THE FINANCIAL STATEMENTS**  
**JUNE 30, 2021**  
**(CONTINUED)**

Outstanding balances at June 30, 2021 is as follows:

	<b>Governmental</b>	<b>Business-type</b>	
	<b>Activities</b>	<b>Activities</b>	<b>Total</b>
<b>Washoe County:</b>			
Vacation	\$ 15,990,386	\$ 269,206	\$ 16,259,592
Sick Leave	10,327,919	156,818	10,484,737
Compensatory Leave	6,658,955	110,240	6,769,195
Benefits	475,219	7,776	482,995
Total Compensated Absences	\$ 33,452,479	\$ 544,040	\$ 33,996,519

**Net Other Postemployment Benefits Obligation**

Prior to May 11, 2010, when the County established the Washoe County, Nevada OPEB Trust (Note 15), the County financed their net other postemployment benefits obligation on the pay-as-you-go basis with the funds accumulated in the Pre-Funded Retiree Health Benefits Fund. Currently, the OPEB Trust is funded from the General fund.

**Due to other Governments – Business Type Activities**

The Utilities fund has a liability to an outside government agency in the amount of \$17,581 which is not due within 12 months.

**Pollution Remediation Obligation**

The pollution remediation activities of the Central Truckee Meadows Remediation District (CTMRD) are paid for through an annual charge billed directly to residents and businesses within its boundaries. Accordingly, the CTMRD's pollution remediation obligation is limited to the net position accumulated by the fund for payment of future remediation related expenditures. All of the assets of CTMRD are held for remediation and are offset by a long-term liability for remediation. As of June 30, 2021, the remediation liability for net position held in CTMRD was \$4,770,578.

**Claims and Judgments**

The claims and judgments liability of \$23,030,000 consists of pending property and liability claims, workers' compensation claims, and unprocessed health benefits claims. These claims will be liquidated through the Risk Management and Health Benefits Internal Service Funds (Note 16). The Risk Management and Health Benefits Funds finance the payment of claims by charging other funds based on management's assessment of the relative insurance risk that should be assumed by individual funds or, as needed, through transfers from the General Fund.

**Property Tax Refunds**

The County was the defendant in various lawsuits with property owners disputing the County Assessor's valuation methods used for property within the Lake Tahoe Basin. The County vigorously defends the Assessor's valuations; however, in August 2020 the Board of County Commissioners approved a settlement agreement that would dismiss the case resulting in a roll back of property values and subsequent refunds in the amount of \$23,800,000. These property owner's claims will be paid starting July 1, 2021 by charging other funds based on management's assessment of the original property taxes paid that should be assumed by individual funds or, as needed, through transfers from the General Fund.

**Discretely Presented Component Unit:**

**General obligation bonds**

Truckee Meadow Fire Protection District (TMFPD) issued general obligation bonds to provide funds for the acquisition and construction of major capital facilities and equipment. General obligation bonds are direct obligations and pledge the full faith and credit of TMFPD and are additional secured by a pledge of 15% of certain proceeds of liquor taxes, tobacco taxes, real property transfer taxes, basic governmental services tax and basic and supplemental sales taxes. During the fiscal year 2021, principal and interest paid on the bonds totaled \$156,635 and pledged revenues totaled \$1,559,487.

TMFPD issued general obligation capital improvement bonds in the year ended June 30, 2021 to provide funds for fire station projects. These bonds will be repaid from all legally available funds of TMFPD, including its capital projects fund and its general fund. The bonds have a stated rate of interest of 1.53% and are payable in equal installments over the next 15 years.

**WASHOE COUNTY, NEVADA**  
**NOTES TO THE FINANCIAL STATEMENTS**  
**JUNE 30, 2021**  
**(CONTINUED)**

General obligation bonds outstanding on June 30, 2021, are as follows:

	<u>Date of Issue</u>	<u>Maturity Date</u>	<u>Interest Rate</u>	<u>Original Note / Issue</u>	<u>Principal Outstanding June 30, 2021</u>
Direct Placement: General Obligations:					
Medium Term Equipment Bonds Series 2020	03/2020	03/2030	1.50%	\$ 4,415,000	\$ 4,006,000
Capital Improvement Bonds Series 2020	10/2020	06/3035	1.53%	<u>2,100,000</u>	<u>1,963,000</u>
Total General Obligation Bonds				<u>\$ 6,515,000</u>	<u>\$ 5,969,000</u>

TMFPD outstanding medium-term equipment bonds related to governmental activities of \$4,006,000 contain a provision that in an event of default, the bond owner may institute legal proceedings against TMFPD and the interest rate may be increased to 1.92% annually.

TMFPD liability of \$6,923,158 for compensated absences is included in their noncurrent liabilities on the government-wide Statement of Net Position. TMFPD compensated absences are generally liquidated from the TMFPD General Fund.

Prior to July 1, 2010, when TMFPD joined the Washoe County, Nevada OPEB Trust (Note 15), they financed their net other postemployment benefits on the pay-as-you-go basis with the funds accumulated in the TMFPD Pre-Funded Retiree Health Benefits Fund.

TMFPD claims and judgments liability of \$1,920,089 mainly consisted of workers' compensation claims. These claims will be liquidated through TMFPD Workers Compensation Fund (Note 16). The TMFPD Workers' Compensation Fund finances the payment of claims through transfers from the TMFPD General Fund.

Interest expense of \$86,056 was recorded by TMFPD for FY21.

At June 30, 2017, the net other postemployment benefit liability for Sierra Fire Protection District (SFPD) was merged into the TMFPD's OPEB Trust. SFPD provides other postemployment benefits through the Sierra Fire Protection District Retiree Group Medical Plan, a single-employer defined benefit plan, which was administered through the Washoe County, Nevada OPEB Trust (Trust), an irrevocable trust (Note 15). Contributions to the Trust are now made from TMFPD General Fund and are established each year through the annual budget process by the District's Board of Fire Commissioners.

**WASHOE COUNTY, NEVADA**  
**NOTES TO THE FINANCIAL STATEMENTS**  
**JUNE 30, 2021**  
**(CONTINUED)**

**NOTE 10 – LONG-TERM OBLIGATIONS ACTIVITY**

	<u>Date of Issue</u>	<u>Maturity Date</u>	<u>Interest Rate</u>	<u>Original Note / Issue</u>
<b>GOVERNMENTAL ACTIVITIES</b>				
<b>General Obligation Bonds</b>				
Ad Valorem:				
Various Purpose Refunding Series 2012A	08/2012	03/2030	3.0 - 4.0	\$ 18,090,000
Notes from direct borrowings and direct placements:				
Parks and Library Refunding Series 2019A	05/2019	05/2026	2.62	8,359,000
Total Ad Valorem Bonds				
Revenue: (Note 9)				
Flood Control Series 2006 *	05/2006	12/2035	Variable	21,000,000
Refunding Bonds Series 2012B	08/2012	03/2027	1.0 - 3.0	27,580,000
Medical Examiner Bldg 2015	08/2015	03/2035	2.0 - 5.0	12,000,000
Public Safety Refunding Series 2016B	03/2016	03/2036	2.0 - 5.0	9,800,000
Notes from direct borrowings and direct placements:				
Building and Parks Bonds Refunding Series 2019B	08/2019	05/2030	2.30	10,694,000
Building and Parks Bonds Refunding Series 2020B	10/2020	11/2029	1.35	9,695,000
NSRS Series 2020	09/2020	08/2035	2.0 - 5.0	9,135,000
Total General Obligation Revenue Bonds				
Total General Obligation Bonds				
<b>Revenue Bonds (Note 9)</b>				
Notes from direct borrowings and direct placements:				
Senior Lien Car Rental Fee Series 2008 **	02/2008	12/2027	Variable	18,500,000
Subordinate Lien Car Rental Fee Series 2008*****	02/2008	12/2057	7.0	9,999,845
Sales Tax Revenue Refunding Series 2016A	03/2016	12/2028	3.0 - 5.0	11,305,000
Total Revenue Bonds				
<b>Special Assessment Bonds (with governmental commitment) (Note 9)</b>				
SAD 37: Spanish Spring Sewer Phase 1a	05/2007	05/2027	4.35	728,813
SAD 39: Lightning W Water System	06/2009	05/2029	7.18	999,268
SAD 32: Spanish Springs Valley Ranches Roads	12/2011	11/2031	3.48	8,592,787
Total Special Assessment Debt				
Unamortized Bond Premium				
	N/A	N/A	N/A	N/A
Total Unamortized Bond Premium and Discounts				
Total Bonds Payable				

<u>Principal Outstanding June 30, 2020</u>	<u>Additions/ Issued</u>	<u>Reduction/ Principal Matured / Called</u>	<u>Principal Outstanding June 30, 2021</u>	<u>Principal Due in 2021-2022</u>
\$ 12,850,000	\$ -	\$ 1,090,000	\$ 11,760,000	\$ 1,140,000
8,286,000	-	1,289,000	6,997,000	1,327,000
<u>21,136,000</u>	<u>-</u>	<u>2,379,000</u>	<u>18,757,000</u>	<u>2,467,000</u>
14,752,332	-	646,970	14,105,362	676,372
17,345,000	-	2,725,000	14,620,000	2,780,000
10,020,000	-	520,000	9,500,000	535,000
9,395,000	-	445,000	8,950,000	465,000
10,568,000	-	10,568,000	-	-
-	9,695,000	-	9,695,000	734,000
-	9,135,000	-	9,135,000	435,000
<u>62,080,332</u>	<u>18,830,000</u>	<u>14,904,970</u>	<u>66,005,362</u>	<u>5,625,372</u>
<u>83,216,332</u>	<u>18,830,000</u>	<u>17,283,970</u>	<u>84,762,362</u>	<u>8,092,372</u>
11,683,600	-	1,002,400	10,681,200	1,132,300
9,086,169	-	58,807	9,027,362	57,659
10,325,000	-	935,000	9,390,000	980,000
<u>31,094,769</u>	<u>-</u>	<u>1,996,207</u>	<u>29,098,562</u>	<u>2,169,959</u>
148,103	-	46,102	102,001	17,890
201,282	-	90,794	110,488	9,507
3,246,738	-	500,576	2,746,162	219,813
<u>3,596,123</u>	<u>-</u>	<u>637,472</u>	<u>2,958,651</u>	<u>247,210</u>
2,945,671	1,411,219	392,925	3,963,965	-
<u>2,945,671</u>	<u>1,411,219</u>	<u>392,925</u>	<u>3,963,965</u>	<u>-</u>
<u>\$ 120,852,895</u>	<u>\$ 20,241,219</u>	<u>\$ 20,310,574</u>	<u>\$ 120,783,540</u>	<u>\$ 10,509,541</u>



**WASHOE COUNTY, NEVADA**  
**NOTES TO THE FINANCIAL STATEMENTS**  
**JUNE 30, 2021**  
**(CONTINUED)**

<b>NOTE 10 – LONG-TERM OBLIGATIONS ACTIVITY (CONTINUED)</b>	<b>Date of Issue</b>	<b>Maturity Date</b>	<b>Interest Rate</b>	<b>Original Note / Issue</b>
<b>GOVERNMENTAL ACTIVITIES (Continued)</b>				
<b>Other Liabilities - (Note 9)</b>				
Compensated Absences	N/A	N/A	N/A	\$ N/A
Remediation Obligation	N/A	N/A	N/A	N/A
Claims and Judgments	N/A	N/A	N/A	N/A
Property tax refunds	N/A	N/A	N/A	N/A
Accreted Interest	N/A	N/A	N/A	N/A
Total Other Liabilities				
Total Governmental Activities				
<b>BUSINESS-TYPE ACTIVITIES ***</b>				
<b>General Obligation Bonds</b>				
Revenue: (Note 9)				
Utilities Fund:				
Notes from direct borrowings:				
Sewer Refunding 2015REF	08/2015	07/2026	2.34	17,386,176
SRF Loan 2020	05/2020	10/2049	1.69	27,000,000
Total General Obligation Bonds				
<b>Other Liabilities (Note 9)</b>				
Compensated Absences	N/A	N/A	N/A	N/A
Total Business-Type Activities				
Total Washoe County Obligations				
* Interest on the variable-rate flood control bonds is equal to the sum of BMA (Bond Market Association) Swap Rate plus 0.70%. The interest rate on the outstanding amount was reset on May 1, 2021 to .8141% for the next year. The next interest rate reset will be May 1, 2022.				
** Interest on the variable-rate senior lien car rental bonds is equal to the greater of: (1) the minimum rate of 3% per annum and (2) the sum of (a) 70% of the swap rate plus (b) 2.22% for each of the reset periods. The rate maximum is 6.5% for December 1, 2012 - November 30, 2017, 7.5% December 1, 2017 - November 30, 2022 and 8% for December 1, 2022- November 30, 2027. The current interest rate is 3.56% with a reset date of December 1, 2022.				
*** Business-type debt is expected to be retired primarily through operations.				
**** On December 31, 2014, in connection with the divestment of the water operations, the County amended the bond ordinances authorizing the outstanding general obligation (limited tax) sewer bonds to pledge the net revenues of the Water Resources Fund excluding water reserves				
***** Interest is compounded thereon on June 1 and December 1 of each year commencing on December 1, 2012 at 7% until the final compounded amount is paid or payment has been provided therefor.				
<b>DISCRETELY PRESENTED COMPONENT UNIT:</b>				
<b>Truckee Meadows Fire Protection District (Note 9)</b>				
<b>General Obligation Bonds</b>				
Revenue: (Note 9)				
TMFPD Fund:				
Notes from direct borrowings:				
TMFPD Medium GO Bond	03/2020	03/2030	1.50	4,415,000
Total General Obligation Bonds				
<b>Other Liabilities - (Note 9)</b>				
Compensated Absences	N/A	N/A	N/A	N/A
Claims and Judgments	N/A	N/A	N/A	N/A
Total Other Liabilities				
Total Truckee Meadows Fire Protection District Activities				

<b>Principal Outstanding June 30, 2020</b>	<b>Additions/ Issued</b>	<b>Reduction/ Principal Matured / Called</b>	<b>Principal Outstanding June 30, 2021</b>	<b>Principal Due in 2021-2022</b>
\$ 30,940,673	\$ 21,707,288	\$ 19,195,482	\$ 33,452,479	\$ 24,687,930
4,903,012	1,269,341	1,401,775	4,770,578	-
23,803,000	-	773,000	23,030,000	11,619,000
23,800,000	-	-	23,800,000	23,800,000
-	12,365,307	-	12,365,307	-
<u>83,446,685</u>	<u>35,341,936</u>	<u>21,370,257</u>	<u>97,418,364</u>	<u>60,106,930</u>
<u>204,299,580</u>	<u>55,583,155</u>	<u>41,680,831</u>	<u>218,201,904</u>	<u>70,616,471</u>
7,352,376	-	2,316,984	5,035,392	1,609,825
195,188	13,269,485	-	13,464,673	-
<u>7,547,564</u>	<u>13,269,485</u>	<u>2,316,984</u>	<u>18,500,065</u>	<u>1,609,825</u>
478,693	276,180	210,833	544,040	401,501
8,026,257	13,545,665	2,527,817	19,044,105	2,011,326
<u>\$ 212,325,837</u>	<u>\$ 69,128,820</u>	<u>\$ 44,208,648</u>	<u>\$ 237,246,009</u>	<u>\$ 72,627,797</u>

\$ 4,415,000	\$ 2,100,000	\$ 546,000	\$ 5,969,000	\$ 543,000
<u>4,415,000</u>	<u>2,100,000</u>	<u>546,000</u>	<u>5,969,000</u>	<u>543,000</u>
\$ 5,599,978	\$ 2,845,599	\$ 2,152,419	\$ 6,293,158	\$ 2,502,882
1,411,418	652,110	143,439	1,920,089	69,204
<u>7,011,396</u>	<u>3,497,709</u>	<u>2,295,858</u>	<u>8,213,247</u>	<u>2,572,086</u>
<u>\$ 11,426,396</u>	<u>\$ 5,597,709</u>	<u>\$ 2,841,858</u>	<u>\$ 14,182,247</u>	<u>\$ 3,115,086</u>

**WASHOE COUNTY, NEVADA**  
**NOTES TO THE FINANCIAL STATEMENTS**  
**JUNE 30, 2021**  
**(CONTINUED)**

**NOTE 11 – DEBT SERVICE REQUIREMENTS**

The annual requirements to amortize outstanding debt are as follows:

**Governmental Activities - Primary Government**

Year Ended June 30,	General Obligation Bonds		Revenue Bonds		Notes from Direct Borrowings and Direct Placements****		Special Assessment Debt	
	Principal*	Interest**	Principal*	Interest	Principal*	Interest***	Principal*	Interest
2022	\$ 5,596,372	\$ 1,522,192	\$ 980,000	\$ 445,000	\$ 3,685,959	\$ 1,087,771	\$ 247,209	\$ 105,812
2023	5,782,111	1,355,211	1,030,000	394,750	4,164,174	1,014,557	247,796	96,771
2024	5,994,248	1,187,373	1,085,000	341,875	4,361,553	887,675	264,271	87,499
2025	6,222,846	1,001,868	1,140,000	286,250	4,593,478	778,521	276,680	77,554
2026	5,257,972	825,334	1,195,000	227,875	4,847,224	658,389	280,067	67,344
2027-2031	17,695,273	2,480,651	3,960,000	303,500	13,149,096	6,089,871	1,488,795	173,644
2032-2036	12,386,540	740,526	-	-	5,759,638	9,733,418	153,833	2,677
2037-2041	-	-	-	-	1,748,601	11,884,270	-	-
2042-2046	-	-	-	-	1,452,273	14,462,263	-	-
2047-2051	-	-	-	-	1,201,293	17,368,280	-	-
2052-2056	-	-	-	-	572,272	7,844,228	-	-
Total	\$ 58,935,362	\$ 9,113,156	\$ 9,390,000	\$ 1,999,250	\$ 45,535,562	\$ 71,809,243	\$ 2,958,651	\$ 611,302

**Business-type Activities - Primary Government \*\*\*\***

Year Ended June 30,	Notes from Direct Borrowings	
	Principal*	Interest
2022	\$ 1,609,825	\$ 323,799
2023	1,722,850	495,775
2024	2,610,734	500,857
2025	2,452,063	467,616
2026	2,498,339	437,352
2027-2030	7,606,254	1,540,590
Total	\$ 18,500,064	\$ 3,765,990

\*Principal amounts shown exclude discounts and premiums.

\*\*Interest on the variable-rate flood control bonds is calculated at the current rate of 1.597%.

\*\*\*Interest on the variable-rate senior lien car rental bonds is calculated at the current rate of 3.56%.

\*\*\*\* Includes the following bond issues:

- Parks and Library Refunding Series 2019-A (\$8.3M)
- Building and Parks Bonds Refunding Series 2020-B (\$9.7M)
- Senior Lien Rental Fee Series 2008 (\$18.5M)
- Subordinate Lien Car Rental Fee Series (\$9.9M)
- NSRS Series 2020-0 (\$9.135M)

\*\*\*\*\* Sewer Bonds (SRF Loan) was authorized for \$27 million however only a draw of \$195,188 was issued in FY20 and 4 draws of \$13,269,485 were issued in FY21.

A loan note will be issued by State of Nevada once the \$27 million has been issued.

A loan amortization schedule will be finalized once the full \$27 million has been issued.

**WASHOE COUNTY, NEVADA**  
**NOTES TO THE FINANCIAL STATEMENTS**  
**JUNE 30, 2021**  
**(CONTINUED)**

**Governmental Activities-Component Unit (TMFPD)**

Year Ended	<u>Notes from Direct Borrowings</u>	
	<u>Principal*</u>	<u>Interest</u>
<b>June 30,</b>		
2022	\$ 543,000	90,124
2023	552,000	81,941
2024	561,000	73,622
2025	570,000	65,168
2026	579,000	56,578
2027-2031	2,561,000	148,995
2032-2035	603,000	23,241
Total	<u>\$ 5,969,000</u>	<u>\$ 539,669</u>

**NOTE 12 – INTERFUND ACTIVITY**

Interfund transfers are used to (1) move revenues from the fund that statute or budget requires to collect them to the fund that statute or budget requires to expend them or, (2) move receipts restricted to debt service from the funds collecting the receipts to the Debt Service Fund as debt service payments become due or, (3) use unrestricted revenues collected in the General Fund to finance various programs accounted for in other funds in accordance with budgetary authorizations.

**Interfund transfers for the year ended June 30, 2021**

<u>Transfers from:</u>	<u>Transfers to:</u>	<u>Amount</u>
General Fund	Nonmajor Governmental Funds	\$ 21,256,149
	Indigent Tax Levy Fund	22,166,393
	Child Protective Services	447,237
	Other Restricted Funds	-
	Internal Service Fund	3,000,000
	Subtotal	<u>46,869,779</u>
Other Restricted Funds	General Fund	159,788
Other Restricted Funds	Nonmajor Governmental Funds	1,622,053
	Subtotal	<u>1,781,842</u>
Nonmajor Governmental Funds	General Fund	925,077
Nonmajor Governmental Funds	Child Protective Services	7,498,422
Nonmajor Governmental Funds	Nonmajor Governmental Funds	8,964,726
	Subtotal	<u>17,388,225</u>
Total Transfers In/Out		<u>\$ 66,039,845</u>

**WASHOE COUNTY, NEVADA  
NOTES TO THE FINANCIAL STATEMENTS  
JUNE 30, 2021  
(CONTINUED)**

**Truckee Meadows Fire Protection District**

<b>Transfers from:</b>	<b>Transfers to:</b>	<b>Amount</b>
General Fund	Capital Projects Fund	\$ 500,000
Capital Projects Fund	Debt Service Fund	630,204
		\$ 1,130,204
Total Transfers In/Out		\$ 1,130,204

The transfer from the General Fund to the Capital Projects Fund was used to move unrestricted one-time savings to fund one-time capital outlay expenditures.

**NOTE 13 – FUND BALANCES / NET POSITION**

**Government-wide Financial Statements**

The government-wide Statement of Net Position utilizes a proprietary presentation. Net position is categorized as net investment in capital assets, restricted and unrestricted.

Restricted resources have externally imposed (statutory, bond covenant, contract or grantor) limitations on their use. Restricted resources are classified either by function, debt service, capital projects, or claims. Resources restricted by function relate to net resources of governmental and enterprise funds whose use is legally limited by outside parties for a specific purpose. The restriction for debt service represents resources legally restricted by State Statute or bond covenants for future debt service requirements of both principal and interest. The amount restricted for capital projects consists of unspent grants, donations, and debt proceeds with third party restrictions for use on specific projects or programs. Net position restricted for claims represents the amount legally required to be held for payment of future claims in the self-insurance funds. The government-wide Statement of Net Position reports \$184,688,877 of restricted net resources for Governmental Activities, all of which is externally imposed.

Unrestricted net position represents available financial resources of the County.

**Fund Financial Statements**

Governmental Funds

Governmental fund balances are classified as nonspendable, restricted, committed, assigned and/or unassigned based primarily on the extent to which the County is bound to observe constraints imposed on the use of the resources of the funds.

**WASHOE COUNTY, NEVADA**  
**NOTES TO THE FINANCIAL STATEMENTS**  
**JUNE 30, 2021**  
**(CONTINUED)**

Fund balances classification by County function and purpose consist of the following:

<b>Fund Balances</b>	<b>Major Governmental Funds</b>			<b>Nonmajor Governmental Funds</b>	<b>Total</b>
	<b>General Fund</b>	<b>Child Protective Services Fund</b>	<b>Other Restricted Fund</b>		
Nonspendable:					
Prepaid items	\$ 150,132	\$ -	\$ 5,474	\$ -	\$ 155,606
Restricted for:					
Assessors, Clerk and Recorder technology	\$ -	\$ -	\$ 5,288,339	\$ -	\$ 5,288,339
Administrative programs	-	-	585,830	-	585,830
Court programs and expansion	-	-	11,365,489	-	11,365,489
Regional flood control project	-	-	-	2,546,836	2,546,836
Regional public safety communications and training	-	-	-	12,774,754	12,774,754
Other public safety programs	-	-	5,681,109	218,222	5,899,331
Public works programs	-	-	137,406	-	137,406
Regional health services and programs	-	-	-	15,276,681	15,276,681
Groundwater remediation	-	-	-	2,804,094	2,804,094
Parks and recreation programs	-	-	120,426	8,226,713	8,347,139
Library expansion	-	-	-	3,201,016	3,201,016
Programs for seniors	-	-	-	78,777	78,777
Adult, indigent and children support services	-	160,679	124,723	4,119,330	4,404,732
Technology upgrades	-	-	-	964,509	964,509
County facility improvement projects	-	-	-	26,201,310	26,201,310
Parks and open space projects	-	-	-	4,168,871	4,168,871
Incline Village property tax settlement	23,800,000	-	-	-	23,800,000
Intergovernmental	3,000,000	-	36,054	-	3,036,054
Debt service	750,000	-	1,119,973	7,951,837	9,821,810
Total Restricted	<u>27,550,000</u>	<u>160,679</u>	<u>24,459,349</u>	<u>88,532,950</u>	<u>140,702,978</u>
Committed to:					
Regional flood control project	134,849	-	-	-	134,849
Administrative programs	172,961	-	-	-	172,961
Technology upgrades	136,959	-	-	-	136,959
Animal control and services	-	-	-	6,474,931	6,474,931
Roadways	-	-	-	1,291,053	1,291,053
Groundwater remediation	-	-	-	1,963,569	1,963,569
Park maintenance and improvement	-	-	945,300	-	945,300
Library expansion	-	-	-	744,379	744,379
Marijuana Establishments	-	-	-	434,805	434,805
Adult, indigent and children support services	-	10,292,611	-	-	10,292,611
Programs for seniors	-	-	-	1,691,780	1,691,780
Total Committed	<u>444,769</u>	<u>10,292,611</u>	<u>945,300</u>	<u>12,600,517</u>	<u>24,283,197</u>
Assigned to:					
Roadways	-	-	-	8,477,217	8,477,217
General Fund encumbrances reappropriated for various functional departments	2,257,487	-	-	-	2,257,487
Total Assigned	<u>2,257,487</u>	<u>-</u>	<u>-</u>	<u>8,477,217</u>	<u>10,734,704</u>
Unassigned	122,086,966	-	(594,088)	-	121,492,878
Total Fund Balances	<u>\$ 152,489,354</u>	<u>\$ 10,453,290</u>	<u>\$ 24,816,035</u>	<u>\$ 109,610,684</u>	<u>\$ 297,369,363</u>

**WASHOE COUNTY, NEVADA**  
**NOTES TO THE FINANCIAL STATEMENTS**  
**JUNE 30, 2021**  
**(CONTINUED)**

Proprietary Funds

The net position of business-type funds and internal service funds are categorized as net investment in capital assets, restricted and unrestricted as described for the government-wide financial statements.

Fiduciary Funds

Net position held in trust for pool participants in the Statement of Fiduciary Net Position represent cash and investments held in trust for other agencies participating in the County's investment pool.

**NOTE 14 – DEFINED BENEFIT PENSION PROGRAM**

**Plan Description**

The County and one discretely presented component unit, Truckee Meadows Fire Protection District (TMFPD), contribute to the Public Employees' Retirement System of the State of Nevada (PERS), a cost-sharing multiple employer defined benefit public employees' retirement system which includes both Regular and Police/Fire members. PERS was established by the Nevada Legislature in 1947, effective July 1, 1948. PERS is administered to provide a reasonable base income to qualified employees who have been employed by a public employer and whose earnings capacities have been removed or substantially impaired by age or disability.

**Benefits Provided**

Benefits, as required by the Nevada Revised Statutes (NRS or statute), are determined by the number of years of accredited service at time of retirement and the member's highest average compensation in any 36 consecutive months with special provisions for members entering PERS on or after January 1, 2010 and July 1, 2015. Benefit payments to which participants or their beneficiaries may be entitled under the plan include pension benefits, disability benefits, and survivor benefits.

Monthly benefit allowances for members are computed as 2.50% of average compensation for each accredited year of service prior to July 1, 2001. For service earned on and after July 1, 2001 to December 31, 2009, this factor is 2.67% of average compensation. For members entering PERS on or after January 1, 2010 to June 30, 2015, the factor is 2.50%. For members entering PERS on or after July 1, 2015, the factor is 2.25%. PERS offers several alternatives to the unmodified service retirement allowance which, in general, allow the retired employee to accept a reduced service retirement allowance payable monthly during his or her lifetime and various optional monthly payments to a named beneficiary after the retiree's death.

Post-retirement increases are provided by authority of NRS 286.575 - 579.

**Vesting**

Regular members entering PERS prior to January 1, 2010 are eligible for retirement at age 65 with five years of service, at age 60 with ten years of service, or at any age with thirty years of service. Regular members entering PERS on or after January 1, 2010 through June 30, 2015, are eligible for retirement at age 65 with five years of service, at age 62 with ten years of service, or at any age with thirty years of service. Regular members entering PERS on or after July 1, 2015 are eligible for retirement at age 65 with five years of service, at age 62 with ten years of service, at age 55 with 30 years of service, or at any age with 33 1/3 years of service.

Police/Fire members entering PERS prior to January 1, 2010 are eligible for retirement at age 65 with five years of service, at age 55 with ten years of service, at age 50 with twenty years of service, or at any age with twenty-five years of service. Police/Fire members entering PERS on or after January 1, 2010 through June 30, 2015, are eligible for retirement at 65 with five years of service, at age 60 with ten years of service, at age 50 with twenty years of service, or at any age with thirty years of service. Only service performed in a position as a police officer or firefighter may be counted towards eligibility for retirement as Police/Fire accredited service. Police/Fire members entering PERS on or after July 1, 2015 are eligible for retirement at age 65 with five years of service, at age 60 with ten years of service, at age 50 with twenty years of service, at age 55 with thirty years of service, or at any age with 33 1/3 years of service.

The normal ceiling limitation on monthly benefits allowances is 75% of average compensation. However, a member who has an effective date of membership before July 1, 1985 is entitled to a benefit of up to 90% of average compensation. Both Regular and Police/Fire members become fully vested as to benefits upon completion of five years of service.

**WASHOE COUNTY, NEVADA**  
**NOTES TO THE FINANCIAL STATEMENTS**  
**JUNE 30, 2021**  
**(CONTINUED)**

**Contributions**

The authority for establishing and amending the obligation to make contributions and member contribution rates is set by statute. New hires, in agencies which did not elect the Employer-Pay Contribution (EPC) plan prior to July 1, 1983, have the option of selecting one of two contribution plans. Contributions are shared equally by employer and employee. Employees can take a reduced salary and have contributions made by the employer (EPC) or can make contributions by a payroll deduction matched by the employer.

PERS' basic funding policy provides for periodic contributions at a level pattern of cost as a percentage of salary throughout an employee's working lifetime in order to accumulate sufficient assets to pay benefits when due.

PERS receives an actuarial valuation on an annual basis indicating the contribution rates required to fund PERS on an actuarial reserve basis. Contributions actually made are in accordance with the required rates established by the Nevada Legislature. These statutory rates are increased/decreased pursuant to NRS 286.421 and 286.450. These contribution rates are applied to PERS-eligible compensation components and charged to the same Funds or programs where the compensation is incurred.

The actuarial funding method used is the Entry Age Normal Cost Method. It is intended to meet the funding objective and result in a relatively level long-term contribution requirement as a percentage of salary.

For the fiscal year ended June 30, 2021, the statutory employer/employee matching rate was 15.25% for Regular Members and 22.00% for Police/Fire. The Employer-pay contribution (EPC) rate was 29.25% for Regular Members and 42.50% for Police/Fire.

The County's total pension contributions for the fiscal year ended June 30, 2021 were \$65,467,885. Under Nevada Revised Statutes, one-half of the total employer-paid contributions are deemed to be from employers and one-half is deemed to be from employees (through salary schedule reductions).

**PERS Investment Policy**

PERS' policies which determine the investment portfolio target asset allocation are established by the PERS Board. The asset allocation is reviewed annually and is designed to meet the future risk and return needs of PERS.

The following was the PERS Board adopted policy target asset allocation as of June 30, 2020:

Asset Class	Target Allocation	Long-Term Geometric Expected Real Rate of Return
Domestic Equity	42%	5.50%
International Equity	18%	5.50%
Domestic Fixed Income	28%	0.75%
Private Markets	12%	6.65%

As of June 30, 2020, PERS' long-term inflation assumption was 2.75%.

**Net Pension Liability**

The net pension liability was measured as of June 30, 2020, and the total pension liability used to calculate the net pension liability was determined by an actuarial valuation as of that date. The County's proportion of the net pension liability was based on the County's share of employer contributions to PERS relative to the total employer contributions of all participating PERS employers and members for the period ended June 30, 2020. The County's proportion was 3.05590%, which was an increase of 0.02418 from its proportion measured at June 30, 2019.

**Pension Liability Discount Rate Sensitivity**

The following presents the net pension liability of the County as of June 30, 2021, calculated using the discount rate of 7.50%, as well as what the County's net pension liability would be if it were calculated using a discount rate that is 1-percentage point lower (6.50%) or 1-percentage point higher (8.50%) than the current discount rate:

	1% Decrease in Discount Rate (6.50%)	Discount Rate (7.50%)	1% Increase in Discount Rate (8.50%)
Net Pension Liability	\$ 663,828,647	\$ 425,636,598	\$ 227,597,613



**WASHOE COUNTY, NEVADA**  
**NOTES TO THE FINANCIAL STATEMENTS**  
**JUNE 30, 2021**  
**(CONTINUED)**

**Pension Plan Fiduciary Net Position**

Detailed information about the pension plan's fiduciary net position is available in the PERS' Comprehensive Annual Financial Report, available on the PERS website – [www.nvpers.org](http://www.nvpers.org).

**Actuarial Assumptions**

The County's net pension liability was measured as of June 30, 2020, and the total pension liability used to calculate the net pension liability was determined by PERS' actuarial valuation as of that date. The total pension liability was determined using the following actuarial assumptions, as reported by PERS, applied to all periods included in the measurement:

Inflation Rate	2.75%
Productivity Pay Increases	0.50%
Investment Rate of Return	7.50%
 Projected Salary Increases	 Regular: 4.25% to 9.15%, depending on service Police/Fire: 4.55% to 13.90%, depending on service Rates include inflation and productivity increases
 Mortality:	
Healthy	Headcount-Weighted RP-2014 Healthy Annuitant Table (ages 50 and over), Headcount-Weighted RP-2014 Employee Mortality Tables (ages less than 50), both projected to 2020 with Scale MP-2016, set forward one year for spouses and beneficiaries.
Disabled	Headcount-Weighted RP-2014 Disabled Retiree Table, set forward four years.
Pre-Retirement	Headcount-Weighted RP-2014 Employee Table, projected to 2020 with Scale MP-2016.
 Other Assumptions	 Same as those used in PERS' June 30, 2020 funding actuarial valuation.

Actuarial assumptions used in the June 30, 2020 valuation were based on the results of the experience study for the period July 1, 2012 through June 30, 2016.

The discount rate used to measure the total pension liability was 7.50% as of June 30, 2020. The projection of cash flows used to determine the discount rate assumed that employee and employer contributions will be made at the rate specified in statute. Based on that assumption, the pension plan's fiduciary net position at June 30, 2020 was projected to be available to make all projected future benefit payments of current active and inactive employees. Therefore, the long-term expected rate of return on pension plan investments was applied to all periods of projected benefit payments to determine the total pension liability as of June 30, 2020.

**WASHOE COUNTY, NEVADA**  
**NOTES TO THE FINANCIAL STATEMENTS**  
**JUNE 30, 2021**  
**(CONTINUED)**

**Pension Expense, Deferred Outflows of Resources and Deferred Inflows of Resources Related to Pensions**

For the year ended June 30, 2021, the County recognized pension expense of \$38,343,434 excluding employer-paid deemed member contributions. At June 30, 2021, the County reported deferred outflows of resources and deferred inflows of resources related to pensions from the following sources:

	Deferred Outflows of Resources	Deferred Inflows of Resources
Difference between expected and actual experience	\$ 13,224,234	\$ 5,496,002
Changes of assumptions or other inputs	11,955,669	-
Net difference between projected and actual earnings on pension plan investments	-	16,078,752
Changes in the employer's proportion and differences between the employer's contributions and the employer's proportionate contributions	7,174,297	4,775,270
County contributions subsequent to the measurement date	32,733,943	-
Total	\$ 65,088,143	\$ 26,350,024

\$32,733,943 reported as deferred outflows of resources related to pensions resulting from employer contributions subsequent to the measurement date will be recognized as a reduction of the net pension liability in the year ended June 30, 2022.

The average of the expected remaining service lives of all employees that are provided with pensions through PERS (active and inactive employees) determined at July 1, 2019 (the beginning of the measurement period ended June 30, 2020) is 6.13 years.

Other estimated amounts reported as deferred outflows of resources and deferred inflows of resources related to pensions will be recognized in pension expense as follows:

Year Ended June 30,	
2022	(5,760,960)
2023	3,975,064
2024	3,907,259
2025	2,851,565
2026	928,693
Thereafter	102,560
Total	\$ 6,004,181

The following is the reconciliation of the June 30, 2021 net pension liability:

Beginning Net Pension Liability	\$ 413,343,289
Pension Expense	38,343,434
Employer Contributions	(31,846,358)
New Net Deferred Inflows/Outflows	7,755,758
Recognition of Prior Deferred (Inflows)/Outflows	(1,959,525)
Ending Net Pension Liability	\$ 425,636,598

**Additional Information**

The PERS Comprehensive Annual Financial Report (CAFR) is available on the PERS website at [www.nvpers.org](http://www.nvpers.org) under Quick Links – Publications.

**WASHOE COUNTY, NEVADA**  
**NOTES TO THE FINANCIAL STATEMENTS**  
**JUNE 30, 2021**  
**(CONTINUED)**

**Discretely Presented Component Units**

On March 27, 2012 the Board of Fire Commissioners approved an interlocal agreement transferring operations of the Sierra Fire Protection District (SFPD) to TMFPD. As of June 30, 2012, all SFPD employees were transferred to TMFPD and, therefore, SFPD no longer contributes to PERS. The employees remained participants of PERS and their accounts were transferred to TMFPD.

On July 1, 2012 all TMFPD employees were covered under the employer pay contribution plan method. Prior to July 1, 2012, the benefits for TMFPD plan members are funded under one of two methods. Under the employer pay contribution plan, TMFPD is required to contribute all amounts due under the plan. The second funding mechanism for providing benefits is the employer/employee paid contribution plan. Under this method, employees are required to contribute a percentage of their compensation to the plan, while TMFPD is required to match that contribution. The contribution requirements of plan members and the TMFPD are established by Chapter 286 of NRS and may only be amended through legislation.

TMFPD's contributions to PERS were \$2,961,304 for the year ended June 30, 2021.

At June 30, 2021, TMFPD reported a liability for its proportionate share of PERS' net pension liability. The net pension liability was measured as of June 30, 2020, and the total pension liability used to calculate the net pension liability was determined by an actuarial valuation as of that date. TMFPD's proportion of the net pension liability was based on TMFPD's share of contributions to PERS' pension plan relative to the total contributions of all participating PERS employers and members for the period ended June 30, 2020. TMFPD's proportion was 0.25331%, which is an increase of 0.01242 from its proportion measured at June 30, 2019.

The following presents the net pension liability of TMFPD as of June 30, 2021, calculated using the discount rate of 7.50%, as well as what TMFPD's net pension liability would be if it were calculated using a discount rate that is 1-percentage point lower (6.50%) or 1-percentage point higher (8.50%) than the current discount rate:

	1% Decrease in Discount Rate (6.50%)	Discount Rate (7.50%)	1% Increase in Discount Rate (8.50%)
Net Pension Liability	\$ 55,025,266	\$ 35,281,344	\$ 18,865,741

For the year ended June 30, 2021, TMFPD recognized pension expense of \$3,862,478. At June 30, 2021, TMFPD reported deferred outflows of resources and deferred inflows of resources related to pensions from the following sources:

	Deferred Outflows of Resources	Deferred Inflows of Resources
Differences between expected and actual experience	\$ 1,096,167	\$ 455,568
Changes in assumptions or other inputs	991,015	-
Net difference between projected and actual earnings on pension plan investments	-	1,332,780
Changes in the employer's proportion and differences between the employer's contributions and the employer's proportionate contributions	3,631,252	337,186
District's contributions subsequent to the measurement date	2,961,304	-
Total	\$ 8,679,738	\$ 2,125,534

\$2,961,304 reported as deferred outflows of resources related to pensions resulting from employer contributions subsequent to the measurement date will be recognized as a reduction of TMFPD's net pension liability in the year ended June 30, 2022.

The average of the expected remaining service lives of all employees that are provided with pensions through PERS (active and inactive employees) determined at July 1, 2019 (the beginning of the measurement period ended June 30, 2020) is 6.13 years.

**WASHOE COUNTY, NEVADA**  
**NOTES TO THE FINANCIAL STATEMENTS**  
**JUNE 30, 2021**  
**(CONTINUED)**

Other estimated amounts reported as deferred outflows of resources and deferred inflows of resources related to pensions will be recognized in pension expense by TMFPD as follows:

Year Ended June 30,		
2022	\$	313,845
2023		1,023,985
2024		1,161,869
2025		725,286
2026		329,734
Thereafter		38,181
Total	\$	3,592,900

**NOTE 15 - OTHER POSTEMPLOYMENT BENEFITS**

**Plan Descriptions and Eligibility**

The County provides other postemployment benefits (OPEB) for eligible employees through the Retiree Health Benefit Program (RHBP), a single-employer defined benefit OPEB plan, and participates in the State of Nevada’s Public Employees Benefit Plan, which is treated as a single-employer defined benefit OPEB plan for financial reporting purposes. Both plans are administered through the Washoe County, Nevada OPEB Trust (Trust), an irrevocable trust established on May 11, 2010 by the BCC. The Trust is a multiple employer trust and was created to fund and account for the participating employers’ costs of retiree healthcare benefits pursuant to NRS 287.017. Complete financial statements of the Trust may be obtained by writing to: OPEB Trust, c/o Washoe County Comptroller’s Office, 1001 E. Ninth Street, Bldg. D-200, Reno, Nevada, 89512. The measurement focus of these plans is their net OPEB liabilities.

The County contributes to its OPEB plans annually, generally based on the actuarially determined contribution amount for each plan. The contributions are ratably allocated to all County Funds and programs that have salary expense.

Additionally, Truckee Meadow Fire Protection District (TMFPD), a discretely presented component unit, provides OPEB for eligible employees through the Truckee Meadows Fire Protection District Retiree Group Medical Plan (RGMP), a single-employer defined benefit plan. As of July 1, 2016, the Sierra Fire Protection District (SFPD) Retiree Group Medical Plan was consolidated into the TMFPD RGMP, and SFPD’s retirees are provided OPEB through the TMFPD RGMP. Since July 1, 2010 both of these plans have been administered through the Trust. The measurement focus of this plan is its net OPEB liability.

Washoe County Retiree Health Benefit Program (RHBP)

In accordance with NRS 287.010, the BCC adopted the RHBP to provide postemployment benefits to eligible employees upon retirement. Retirees are offered medical, prescription, vision, life, and dental insurance for themselves and their dependents. Retirees can choose between two self-funded group health plans (PPO and HDHP), and an HMO Plan.

All employees hired before July 1, 2010 who retire from County employment and receive monthly payments under PERS are eligible to participate in the RHBP. In addition, employees hired before this date who have terminated employment prior to retirement may enroll in the RHBP upon commencing retirement if the County is that individual’s last public employer.

As of June 30, 2020, the measurement date of the RHBP’s last actuarial valuation, the following persons were covered by the terms of the plan:

Active employees	2,461
Retirees and surviving spouses	1,762
Total Participants	4,223

For eligible retirees, the County pays a portion of the retiree’s premium based on years of County service. Benefits are provided under two contribution “tiers”: Tier 1 includes employees hired prior to various exclusion dates between 1997 and 1999, as stipulated in employee association contracts, and Tier 2 includes all employees hired after the Tier 1 exclusion dates, but before July 1, 2010. Retired plan members and beneficiaries currently receiving benefits are required to contribute specified amounts monthly toward the cost of health insurance premiums depending on their respective tier. Retirees pay 100% of the premium for dependent coverage. Retiree premiums reflect an implicit subsidy as a result of NRS 287.023, which requires commingling of the claims experience of both active and retired employee and covered dependents in determining the premiums.

**WASHOE COUNTY, NEVADA**  
**NOTES TO THE FINANCIAL STATEMENTS**  
**JUNE 30, 2021**  
**(CONTINUED)**

For Tier 1 retirees, the retiree's contribution is determined as follows, except for the cost of dental benefits which is 100% paid for by the retiree, regardless of years of County service:

<u>Years of Service</u>	<u>Tier 1 Retiree Contribution</u>
Less than 10	100%
10 but less than 15	50%
15 but less than 20	25%
20 or more	0%

For Tier 2 retirees, the retiree's contribution is the monthly premium amount less a County-paid premium subsidy stipulated in employee association contracts. For retirees of any age not enrolled in Medicare, the County's monthly subsidy during fiscal year 2021 depends on years of full-time service and ranged from a minimum of \$120 for five years to a maximum of \$691 for 20 or more years. For retirees age 65 and over and enrolled in Medicare, the County's monthly subsidy ranged from \$66 to \$281 based on years of service.

The County is required by employee association agreements to contribute, at a minimum, the amount necessary to fund current retiree health plan premium costs plus the actuarially determined "normal cost". These agreements can only be amended through a negotiation process between the County and the employee associations. The BCC approves the retiree health benefit contribution amount annually, which is based on the actuarially determined contribution amount for the year. In fiscal year 2021, the County budgeted and contributed \$16,898,159.

State of Nevada's Public Employees' Benefits Plan (PEBP)

NRS 287.023 allowed County retirees to join the State's PEBP through September 1, 2008, at the County's expense. It is closed to existing County employees. Eligibility and subsidy requirements are governed by statutes of the State and can only be amended through legislation. PEBP is administered by a nine-member governing board and provides medical, dental, prescription, vision, life, and accident insurance for retirees.

Contribution requirements in the form of a premium subsidy are assessed by the PEBP Board annually. The County is required to provide a subsidy for their eligible retirees that have elected to join PEBP. The subsidy for this plan is based on years of service with the County as a proportionate share of the retiree's total years of PERS service, and in fiscal year 2021 ranged from a minimum of \$1 monthly to a maximum of \$720 monthly.

Additionally, the BCC approves an annual contribution amount based on the actuarially determined contribution amount for the year. In fiscal year 2021, the County budgeted and contributed \$101,841.

As of June 30, 2020, the measurement date of the PEBP Plan's last actuarial valuation, there were 288 former County employees enrolled in the PEBP.

TMFPD Retiree Group Medical Plan (TMFPD RGMP)

Prior to July 1, 2000, TMFPD provided health insurance benefits to retired employees through a single-employer defined benefit plan. At June 30, 2000, ten retirees were participating in the TMFPD RGMP. On July 1, 2000, pursuant to an Interlocal Agreement for Fire Services and Consolidation, TMFPD operations were transferred to the City of Reno (City) and the City accepted liability for the ten retirees under this plan. In accordance with the Interlocal Agreement, for those employees who transferred employment to the City and retired prior to June 30, 2012 or during the term of the Interlocal Agreement, TMFPD pays a proportionate share of employees' retiree health benefit costs based on service earned prior to July 1, 2000. Health benefits under the City's plan include medical, prescription, vision, dental and life insurance.

The Interlocal Agreement was terminated on June 30, 2012, and TMFPD assumed responsibility for its own fire district operations as of July 1, 2012. As of June 30, 2012, in preparation of standing up the new fire operations, 11 former Reno firefighters transferred to TMFPD with the provision that TMFPD would provide retiree health benefits for those 11 employees. Any former TMFPD employees remaining employed by the City as of July 1, 2012 retained retiree health benefits with the City and the City retained the liability for those employees. Employees hired by TMFPD prior to July 1, 2014 are eligible for retiree health benefits through the TMFPD RGMP. Benefits under the new TMFPD RGMP, a single-employer defined benefit plan, include health, dental, vision and prescription coverage. Eligible retirees who retire from TMFPD will be required to pay for 50% of the retirees' health insurance premium and 100% of the cost of coverage for their families. Eligibility requirements, benefit levels, employee contributions, and employer contributions may be amended by the mutual agreement of the TMFPD and the TMFPD Fire Fighters' Association.

As of July 1, 2010, TMFPD became a participating employer in the Washoe County, Nevada OPEB Trust, and the TMFPD RGMP is administered through that Trust.

**WASHOE COUNTY, NEVADA**  
**NOTES TO THE FINANCIAL STATEMENTS**  
**JUNE 30, 2021**  
**(CONTINUED)**

As of June 30, 2020, the measurement date of the plan's last actuarial valuation, participation in the TMFPD RGMP was as follows:

Active employees	144
Retirees and surviving spouses	55
Total Participants	199

The TMFPD RGMP also includes former employees of the Sierra Fire Protection District (SFPD). TMFPD and SFPD consolidated as of July 1, 2016; prior to that date, health insurance benefits for SFPD retirees were provided through the TMFPD RGMP, but the liability for the payment of SFPD's retiree health benefits was retained by SFPD. As a result of the consolidation, TMFPD assumed this liability.

In fiscal year 2021, TMFPD budgeted and contributed \$750,000.

**Actuarial Methods and Assumptions**

Each plan's net OPEB liability was measured as of June 30, 2020, and the total OPEB liabilities used to calculate their respective net OPEB liability were determined by actuarial valuations for each plan as of July 1, 2020.

Actuarial valuations include projections of the sharing of benefit-related costs that are based on labor association agreements and an established pattern of practice. The total OPEB liability in the actuarial valuation for each plan was determined using the following actuarial assumptions and other inputs applied to all periods included in the measurement, unless otherwise specified:

	<b>RHBP</b>	<b>PEBP Plan</b>	<b>TMFPD RGMP</b>
Inflation	2.5%	2.5%	2.5%
Salary increases	7.5% first 4 years, 2.5% thereafter	n/a	First two years after valuation: 8.0% for each of first 4 years, 3.0% thereafter Years 3+ after valuation: 7.5% for each of first 4 years, 2.5% thereafter
Investment rate of return	5.75%	5.75%	5.75%
Healthcare cost trend rates:			
Pre-65 retirees	6.2% initial, 4.0% ultimate	6.3% initial, 4.0% ultimate	8.2% initial, 4.0% ultimate
Post-65 retirees	5.9% initial, 4.0% ultimate	5.6% initial, 4.0% ultimate	8.2% initial, 4.0% ultimate
Medicare subsidy	n/a	Medicare subsidy level (once eligible) is approximately 40% of non-Medicare subsidy level	n/a

Mortality rates for the RHBP, the PEBP Plan, and the RGMP were based on the RP-2014 Mortality Male and Female Healthy Annuitant mortality tables adjusted to reflect Mortality Improvement Scale MP-2019 (for the RHBP and RGMP) or MP-2018 (for the PEBP Plan) from the 2006 base year, and projected forward using projection scale MP-2019 on a generational basis.

For the RHBP and the PEBP Plan, the July 1, 2020 actuarial valuations used the Nevada Public Employees Retirement System (PERS) demographic assumptions from PERS' 2017 experience study. For the TMFPD RGMP, the fiscal year 2019 PERS demographic assumptions, based on the results of the experience review issued October 16, 2017, were used.

*Investment rate of return.* The investment rate of return of 5.75%, net of investment expenses, was selected by the plans. This is based on the investment policy of the State of Nevada's Retiree Benefits Investment Fund (RBIF), where the plans invest their assets to fund their OPEB liabilities. This rate is derived from RBIF's investment policy (shown in the table below), and includes a 2.50% long-term inflation assumption.

Asset Class	Asset Allocation
U. S. Equity	50.5%
International Equity	21.5%
U. S. Bonds	28.0%

*Discount rate.* The discount rate should be the single rate that reflects the long-term rate of return on OPEB plan investments that are expected to be used to finance the payment of benefits, to the extent that plan assets are projected to cover the benefit payments. The discount rate used to measure the total OPEB liability was 5.75% for all plans.

The projection of cash flows used to determine the discount rate for the RHBP and the PEBP Plan assumed that County contributions will be made at rates equal to the actuarially determined contribution rates, which has been the County's pattern of

**WASHOE COUNTY, NEVADA**  
**NOTES TO THE FINANCIAL STATEMENTS**  
**JUNE 30, 2021**  
**(CONTINUED)**

contributions over the past several years. Based on those assumptions, the RHBP's and the PEBP Plan's Fiduciary Net Positions are projected to be sufficient to cover all projected future benefit payments of current plan members and administrative expenses of the plans.

For the TMFPD RGMP, the projection of cash flows used to determine the discount rate reflects the District's decision in fiscal year 2019 to implement a funding policy intended to fund the RGMP Total OPEB Liability at an 80% ratio. The RGMP's actuary determined that the detailed depletion date projections outlined in GASB 74 and 75 will show that the Fiduciary Net Position of the RGMP are projected to be sufficient to cover benefit payments and administrative expenses.

**Changes in OPEB Liabilities**

	RHBP		
	Increase (Decrease)		
	Total OPEB Liability (a)	Plan Fiduciary Net Position (b)	Net OPEB Liability (a) - (b)
Balances at June 30, 2020 <i>Measurement date of June 30, 2019</i>	\$ 487,453,752	\$ 252,268,786	\$ 235,184,966
Changes for the year:			
Service cost	5,646,136	-	5,646,136
Interest on the total OPEB liability	29,103,076	-	29,103,076
Differences between actual and expected experience	(896,459)	-	(896,459)
Changes of assumptions	(123,584,517)	-	(123,584,517)
Benefit payments	(16,335,205)	(16,335,205)	-
Contributions - employer	-	20,188,000	(20,188,000)
Contributions - other	-	458,977	(458,977)
Net investment income	-	17,131,267	(17,131,267)
Administrative expense	-	(54,574)	54,574
Other changes	-	-	-
Net Changes	(106,066,969)	21,388,465	(127,455,434)
Balances at June 30, 2021 <i>Measurement date of June 30, 2020</i>	\$ 381,386,783	\$ 273,657,251	\$ 107,729,532

	PEBP Plan		
	Increase (Decrease)		
	Total OPEB Liability (a)	Plan Fiduciary Net Position (b)	Net OPEB Liability (a) - (b)
Balances at June 30, 2020 <i>Measurement date of June 30, 2019</i>	\$ 3,948,231	\$ 2,721,903	\$ 1,226,328
Changes for the year:			
Interest on the total OPEB liability	228,043	-	228,043
Differences between actual and expected experience	123,541	-	123,541
Changes of assumptions	(468,540)	-	(468,540)
Benefit payments	(299,400)	(299,400)	-
Contributions - employer	-	102,159	(102,159)
Net investment income	-	180,349	(180,349)
Administrative expense	-	(21,510)	21,510
Net Changes	(416,356)	(38,402)	(377,954)
Balances at June 30, 2021 <i>Measurement date of June 30, 2020</i>	\$ 3,531,875	\$ 2,683,501	\$ 848,374

**WASHOE COUNTY, NEVADA**  
**NOTES TO THE FINANCIAL STATEMENTS**  
**JUNE 30, 2021**  
**(CONTINUED)**

	TMFPD RGMP		
	Increase (Decrease)		
	Total OPEB Liability	Plan Fiduciary Net Position	Net OPEB Liability
	(a)	(b)	(a) - (b)
Balances at June 30, 2020	\$ 10,737,148	\$ 6,185,499	\$ 4,551,649
<i>Measurement date of June 30, 2019</i>			
Changes for the year:			
Service cost	538,625	-	538,625
Interest on the total OPEB liability	671,333	-	671,333
Differences between actual and expected experience	817,675	-	817,675
Changes of assumptions	861,777	-	861,777
Benefit payments	(176,377)	(176,377)	-
Contributions - employer	-	651,000	(651,000)
Net investment income	-	418,050	(418,050)
Administrative expense	-	(39,115)	39,115
Net Changes	2,713,033	853,558	1,859,475
Balances at June 30, 2021	\$ 13,450,181	\$ 7,039,057	\$ 6,411,124
<i>Measurement date of June 30, 2020</i>			

Changes of assumptions and other inputs reflect changes in the discount rate used by all plans from the previous actuarial valuations to the June 30, 2020 measurement date from 6.00% to 5.75%. Additionally, the RHBP's health care costs were lower than expected in the previous valuation, and the medical costs trend assumption also decreased, in part due to the elimination of the ACA excise tax. PEBP Plan assumption changes included premium amounts, medical cost trends, mortality, and participant census. TFPD RGMP assumption changes included participant election, off set by medical costs trends

*Sensitivity of the OPEB liabilities to changes in the discount rate.* The following presents the net OPEB liabilities of the plans, as well as what each plan's net OPEB liability would be if it were calculated using a discount rate that is 1-percentage-point lower (4.75 percent) or 1-percentage-point higher (6.75 percent) than the current discount rate:

	1% Decrease in Discount Rate 4.75%	Current Discount Rate 5.75%	1% Increase in Discount Rate 6.75%
<b>Washoe County</b>			
RHBP - Net OPEB Liability	\$ 163,280,392	\$ 107,729,532	\$ 62,633,583
PEBP - Net OPEB Liability	\$ 1,222,531	\$ 848,374	\$ 532,250
<b>TMFPD</b>			
RGMP - Net OPEB Liability	\$ 7,939,575	\$ 6,411,124	\$ 5,082,057

*Sensitivity of the OPEB liabilities to changes in the healthcare cost trend rates.* The following presents the net OPEB liabilities of the plans, as well as what each plan's net OPEB liability would be if it were calculated using healthcare cost trend rates that are 1-percentage-point lower or 1-percentage-point higher than the current healthcare cost trend rates:

	RHBP		
	1% Decrease in Healthcare Costs Trend Rate	Current Healthcare Costs Trend Rate	1% Increase in Healthcare Costs Trend Rate
	(5.20% initial, 3.00% ultimate)	(6.20% initial, 4.00% ultimate)	(7.20% initial, 5.0% ultimate)
Net OPEB Liability	\$ 62,519,627	\$ 107,729,532	\$ 163,282,300



**WASHOE COUNTY, NEVADA**  
**NOTES TO THE FINANCIAL STATEMENTS**  
**JUNE 30, 2021**  
**(CONTINUED)**

	<b>PEBP Plan</b>		
	<b>1% Decrease</b>	<b>Current</b>	<b>1% Increase</b>
	<b>in Healthcare Costs</b>	<b>Healthcare Costs</b>	<b>in Healthcare Costs</b>
	<b>Trend Rate</b>	<b>Trend Rate</b>	<b>Trend Rate</b>
	(5.30% initial, 3.00% ultimate)	(6.30% initial, 4.00% ultimate)	(7.30% initial, 5.00% ultimate)
Net OPEB Liability	\$ 543,230	\$ 848,374	\$ 1,202,506

	<b>TMFPD RGMP</b>		
	<b>1% Decrease</b>	<b>Current</b>	<b>1% Increase</b>
	<b>in Healthcare Costs</b>	<b>Healthcare Costs</b>	<b>in Healthcare Costs</b>
	<b>Trend Rate</b>	<b>Trend Rate</b>	<b>Trend Rate</b>
	(7.20% initial, 3.00% ultimate)	(8.20% initial, 4.00% ultimate)	(9.20% initial, 5.00% ultimate)
Net OPEB Liability	\$ 4,852,045	\$ 6,411,124	\$ 8,256,232

*OPEB plans fiduciary net position.* Detailed information about the OPEB plans' fiduciary net position is available in the separately issued Washoe County, Nevada OPEB Trust financial report.

**OPEB Expense and Deferred Outflows of Resources and Deferred Inflows of Resources Related to OPEB**

For the year ended June 30, 2021, the County recognized OPEB expense of \$(3,380,302) for the RHBP and \$(298,300) for the PEBP Plan. TMFPD recognized OPEB expense of \$1,300,594. At June 30, 2021, the County and TMFPD reported deferred outflows of resources and deferred inflows of resources related to OPEB from the following sources:

	<b>RHBP</b>	
	<b>Deferred Outflows of Resources</b>	<b>Deferred Inflows of Resources</b>
Differences between expected and actual experience	\$ 840,647	\$ 766,537
Changes of assumptions	-	109,395,451
Net difference between projected and actual earnings on OPEB plan investments	-	7,280,282
Contributions made subsequent to the measurement date	16,898,159	-
<b>Total</b>	<b>\$ 17,738,806</b>	<b>\$ 117,442,270</b>

	<b>PEBP Plan</b>	
	<b>Deferred Outflows of Resources</b>	<b>Deferred Inflows of Resources</b>
Net difference between projected and actual earnings on OPEB plan investments	\$ -	\$ 82,476
Contributions made subsequent to the measurement date	101,841	-
<b>Total</b>	<b>\$ 101,841</b>	<b>\$ 82,476</b>

<b>Totals - Washoe County OPEB plans</b>	<b>\$ 17,840,647</b>	<b>\$ 117,524,746</b>
--	----------------------	-----------------------

**WASHOE COUNTY, NEVADA**  
**NOTES TO THE FINANCIAL STATEMENTS**  
**JUNE 30, 2021**  
**(CONTINUED)**

	<b>TMFPD RGMP</b>	
	<b>Deferred Outflows of Resources</b>	<b>Deferred Inflows of Resources</b>
Differences between expected and actual experience	\$ 730,781	\$ 14,722
Changes of assumptions	1,999,864	-
Net difference between projected and actual earnings on OPEB plan investments	-	174,031
Contributions made subsequent to the measurement date	750,000	-
<b>Total - TMFPD OPEB plan</b>	<b>\$ 3,480,645</b>	<b>\$ 188,753</b>

For Washoe County, \$17,000,000 reported as deferred outflows of resources related to both its OPEB plans resulting from employer contributions to the plans subsequent to the plans' measurement dates will be recognized as a reduction of the County's net OPEB liability in the year ended June 30, 2022.

For TMFPD, \$750,000 reported as deferred outflows of resources related to its OPEB plan resulting from employer contributions subsequent to the measurement date of its plan will be recognized as a reduction of TMFPD's net OPEB liability in the year ended June 30, 2022.

Amounts reported as deferred outflows of resources and deferred inflows of resources related to OPEB will be recognized in OPEB expense as follows:

Year ended June 30:	<b>RHBP</b>	<b>PEBP Plan</b>	<b>TMFPD RGMP</b>
2022	\$ (22,477,197)	\$ (46,087)	\$ 435,528
2023	(20,655,197)	(20,738)	485,961
2024	(20,098,398)	(10,949)	500,133
2025	(19,093,465)	(4,702)	333,193
2026	(18,040,722)	-	178,475
Thereafter	(16,236,644)	-	608,602
<b>Total</b>	<b>\$ (116,601,623)</b>	<b>\$ (82,476)</b>	<b>\$ 2,541,892</b>

**Defined Contribution Plan (TMFPD):**

**Plan Description and Eligibility**

During the year ended June 30, 2020, Truckee Meadow Fire Protection District (TMFPD) agreed to participate in a Post-Employment Health Plan (PEHP) a defined contribution plan for collectively bargained public employees. Under the agreement with International Association of Fire Fighters Local 2487 (Local 2487), Local 2487 determines the plan administrator for the PEHP and TMFPD agrees to contribute to the PEHP on behalf of the employees. The plan administrator for the PEHP is Nationwide Insurance Company (the Administrator).

Employees who are members of Local 2487 hired with TMFPD on or before July 1, 2014, will have a one-time contribution of \$1,000 made by TMFPD to the employee's PEHP account for the fiscal year ending June 30, 2019 for the non-supervisory group and for the fiscal year ending June 30, 2020 for the supervisory group; thereafter an annual contribution of \$120 will be made by TMFPD to the employee's PEHP account. Employees who are members of Local 2487 group hired with TMFPD after July 1, 2014 will have an annual contribution of \$2,880 made by TMFPD to the employee's PEHP account. The employee will pay all associated account administrative fees for the PEHP to keep the account in good standing. Contribution rates are established within the CBA and may be amended with by mutual agreement of TMFPD and Local 2487.

**Vesting and Forfeitures (TMFPD)**

The plan does not have a vesting period. Each employee shall become an eligible employee as determined by the collective bargaining agreement (CBA) and shall be entitled to receive a contribution to the PEHP as set forth in the participation agreement and CBA on the entry date coincident with or next following the later of the date on which the participant becomes an eligible employee, or the effective date of the PEHP.

**WASHOE COUNTY, NEVADA**  
**NOTES TO THE FINANCIAL STATEMENTS**  
**JUNE 30, 2021**  
**(CONTINUED)**

If an eligible employee or participant has no dependents on the date notice of death is provided to the Administrator and no dependent is identified and no request to pay qualifying medical care expenses directly to a service provider, on behalf of a deceased eligible employee or participant, is received within 180 days of the date on which the Administrator was notified of an eligible employee or participant's death, the balance in the participant's account will be forfeited.

Any amount forfeited shall be allocated as soon as administratively practicable following, the date on which the Administrator determines that a forfeiture has occurred to the accounts of all other eligible employees and participants who are (or were) employed by TMFPD and have an account balance on the valuation date. Forfeitures shall be allocated among the eligible employee and participants in accordance with procedures established by the Administrator.

Truckee Meadows Fire Protection District recognized an OPEB expense related to the defined contribution plan in the amount of \$173,582 as of June 30, 2021.

**NOTE 16 - RISK MANAGEMENT**

In 1981, the County started self-funding its workers' compensation obligations. Since then, the County has increased the number of programs where the self-funding is practiced and the proportion of the loss exposure which it self-funds. Currently, the County self-funds portions of its fiscal responsibility related to exposures of loss from torts; theft of, damage to, or destruction of assets; errors or omissions; and health insurance claims.

Two internal service funds have been established to account for these programs:

The Risk Management Fund accounts for costs related to general liability, auto liability, workers' compensation, property coverage and unemployment compensation. Except for unemployment compensation, these costs are covered through a combination of self-funding and insurance purchased from outside carriers.

The Health Benefits Fund accounts for life, medical, prescription, dental and vision insurance programs. The plans contained within the Health Benefits Fund are handled through contracts with an external claims administrator, a preferred provider organization for medical services and through the purchase of various insurance plans, including a fully-insured medical and prescription plan.

At any time, there are a number of lawsuits and unresolved disputes involving the County, which are administered by the Risk Management Division. These items are reviewed by the Risk Management Division with input from the District Attorney's Office and the appropriate third party administrator. They set the values to the extent a value is determinable. Claims liabilities are reevaluated periodically to take into consideration recently settled claims, including the effects of specific incremental claim adjustment expenses, salvage and subrogation. Allocated claim adjustment expenses are included. Annually, an aggregate value is placed on all claims through the performance of an actuarial study.

The values set by the actuary for both short and long-term liabilities are as follows:

	<u>Current</u>	<u>Long-Term</u>	<u>Total</u>
<b>Pending Claims:</b>			
Property and liability claims	\$ 1,181,000	\$ 3,032,000	\$ 4,213,000
Workers' compensation claims	5,512,000	8,379,000	13,891,000
Unprocessed Health Benefits Fund claims	4,926,000	-	4,926,000
Total Pending Claims	\$ 11,619,000	\$ 11,411,000	\$ 23,030,000

The level of insurance coverage purchased by the County for property-related claims ranges from \$500,000 to a policy limit of \$500 million, depending on the incident. Deductibles generally range from \$2,500 to \$50,000. Liability and workers' compensation claims are self-insured up to \$1.5 million each; insurance policies are in place for losses greater than this amount. There were no settled claims in excess of insurance coverage in the current fiscal year or the three prior fiscal years.

Many items involving the Risk Management Fund do not specifically fall within the criteria used by the actuary for evaluation. Such items include contract disputes and noninsurance items. Currently, there is a net position of \$21,476,319 in the Risk Management Fund for claims that fall into areas not recognized in the actuarial studies and possible catastrophic losses that exceed parameters of the actuarial studies, in addition to the claims that are evaluated by the actuary. The net position amount is restricted for the payment of claims per NRS 354.6215.

**WASHOE COUNTY, NEVADA**  
**NOTES TO THE FINANCIAL STATEMENTS**  
**JUNE 30, 2021**  
**(CONTINUED)**

The County's exposure for the self-funded portion of health insurance claims is limited to \$250,000 per claim each year. Stop-loss insurance is in place for claims above this amount. Currently, there is a net position of \$14,991,730 in the Health Benefits Fund for claims in excess of amounts projected by the actuary. The net position amount is restricted for the payment of claims per NRS 354.6215.

Claims liability and activity for the Risk Management and the Health Benefits Funds for the fiscal years ending June 30 were as follows:

	<b>Risk Management</b>	<b>Health Benefits</b>
	<b>Fund</b>	<b>Fund</b>
<b>Claims Liability/Activity:</b>		
Claims Liability, June 30, 2019	\$ 20,404,000	\$ 3,599,000
Claims and changes in estimates	3,763,074	40,825,226
Claim payments	<u>(5,384,074)</u>	<u>(39,404,226)</u>
Claims Liability, June 30, 2020	18,783,000	5,020,000
Claims and changes in estimates	2,702,004	38,461,336
Claim payments	<u>(3,381,004)</u>	<u>(38,555,336)</u>
Claims Liability, June 30, 2021	<u>\$ 18,104,000</u>	<u>\$ 4,926,000</u>

The non-discounted amount of unpaid claims in the Risk Management Fund at June 30 is \$18,255,000. The interest rate used for discounting was 2.5%.

**Discretely Presented Component Units**

The Truckee Meadows Fire Protection District (TMFPD), discretely presented component unit, does not participate in the Washoe County Risk Management or Health Benefits Funds.

The Truckee Meadows Fire Protection District (TMFPD) is exposed, as are all entities, to various risks of loss related to torts; theft of, damage to, and destruction of assets; errors and omissions; and natural disasters. The Truckee Meadows Fire Protection District is fully insured for property and auto loss and liability with a \$1,000 to \$2,500 deductible. This Truckee Meadows Fire Protection District is covered up to a policy limit per occurrence of \$10,000,000 and \$20,000,000 annual aggregate in excess liability coverage. The Truckee Meadows Fire Protection District's policy contains various sub-limits established for earthquake, flood, equipment breakdown, errors and omissions and other items.

As of April 1, 2012, TMFPD and SFPD entered an Interlocal Agreement to consolidate fire department administration and operations. Under that Interlocal Agreement, all SFPD employees became TMFPD employees. Health insurance and workers' compensation benefits are paid by the TMFPD through their consolidated budget.

In fiscal year 2012-13, TMFPD self-funded its health benefits until June 1, 2013. The TMFPD Health Benefits Fund was established to account for life insurance, medical, prescription, dental and vision programs. The self-funded plans contained within the TMFPD Health Benefits Fund were handled through contracts with an external claims administrator and through the purchase of various insurance plans. As of June 1, 2013, the TMFPD purchased a guaranteed health benefit plan and is no longer self-funded. The SFPD health plan ceased with the transition of SFPD employees to TMFPD during the fiscal year ended June 30, 2012.

During the term of the Reno/Truckee Meadows Fire Protection Truckee Meadows Fire Protection District Interlocal Agreement, workers' compensation was fully insured with the City of Reno's self-funded workers' compensation plan. Due to the termination of the Agreement, as of July 1, 2012, the Truckee Meadows Fire Protection District is no longer self-funded with the City of Reno but has purchased a guaranteed workers compensation insurance plan. However, the Truckee Meadows Fire Protection District is still required to pay workers' compensation claims costs to the City of Reno for those years the Truckee Meadows Fire Protection District was self-funded through the City of Reno's workers' compensation plan.

During the fiscal year ended June 30, 2004, the Truckee Meadows Fire Protection District and the City of Reno instituted a "pay as you go" system for workers' compensation claims. The Truckee Meadows Fire Protection District shared the combined losses with the Reno Fire Department (RFD). The Truckee Meadows Fire Protection District established the Workers' Compensation Fund to account for this program. The Truckee Meadows Fire Protection District brought out all workers' compensation liability for

**WASHOE COUNTY, NEVADA**  
**NOTES TO THE FINANCIAL STATEMENTS**  
**JUNE 30, 2021**  
**(CONTINUED)**

all claims incurred prior to July 1, 2012. Claims incurred prior to fiscal year 2012 remain the liability of the City of Reno under the buyout agreement. TMFPD will remain responsible for future Heart and Lung related workers' compensation claims on a "pay as you go" system.

Claims liability and activity for the past two years ending June 30 were as follows:

	<b>TMFPD Workers' Compensation Fund</b>
<b>Claims Liability/Activity:</b>	
Claims Liability, July 1, 2019	\$ 1,390,969
Claims and changes in estimates	40,657
Claims payments	(20,208)
Claims Liability, June 30, 2020	1,411,418
Claims and changes in estimates	652,110
Claims payments	(143,439)
Claims Liability, June 30, 2021	\$ 1,920,089

**NOTE 17 – JOINT VENTURES**

**Truckee Meadows Water Authority**

The Truckee Meadows Water Authority (TMWA) is a joint powers authority formed in November 2000, pursuant to a Cooperative Agreement among the Cities of Reno and Sparks and Washoe County (Members). TMWA was formed in order to purchase water assets and undertake water utility operations of Sierra Pacific Power Company, a Nevada corporation, and to develop, manage and maintain supplies of water for the ongoing benefit of the Truckee Meadows community. TMWA has issued bonds that do not constitute an obligation of the Cities of Reno or Sparks, the County, or the State.

Under the terms of the Cooperative Agreement, TMWA's Board of Directors has the power to periodically assess the Members directly for budgets and for the satisfaction of any liabilities imposed against TMWA. Since TMWA's formation no such assessments have been made. The arrangement is considered a joint venture with no equity interest recorded in the County's financial statements because no explicit and measurable equity interest is deemed to exist. The County appoints two directors of a seven-member governing body.

Separate audited financial statements and information for the joint venture are available by contacting the Authority's Chief Financial Officer at P.O. Box 30013, Reno, NV 89520-3013.

**Truckee River Flood Management Authority**

The Truckee River Flood Management Authority (TRFMA) is a joint powers authority formed in March 2011, pursuant to a Cooperative Agreement among the Cities of Reno and Sparks and Washoe County (Members). The governing body of each Member appoints two directors who must be elected officials of the Member's governing body. The TRFMA was formed in order to regulate and control waters of the Truckee River that flow through their territories to reduce or mitigate flooding for the ongoing benefit of the Truckee Meadows community.

The primary source of revenue for the TRFMA consists of the net revenues of the Infrastructure Tax pledged by the County to support the TRFMA. The Infrastructure Tax is collected by the State of Nevada Department of Taxation and remitted to the County pursuant to procedures established in NRS Chapter 377B that restricts spending of these proceeds to projects for the management of floodplains, the prevention of floods or facilities relating to public safety. Net revenues consist of the balance remaining after paying or reserving for County obligations for existing flood project related debt.

Under the terms of the Cooperative Agreement, the TRFMA Board of Directors has the power to periodically impose, assess, levy, collect and enforce fees, rates, and charges in an amount sufficient for services or facilities, or both services and facilities and to discharge any debt instruments or financing agreements. No such assessments have been made since the TRFMA's formation. The arrangement is considered a joint venture with no equity interest recorded in the County's financial statements because no explicit and measurable equity interest is deemed to exist.

**WASHOE COUNTY, NEVADA**  
**NOTES TO THE FINANCIAL STATEMENTS**  
**JUNE 30, 2021**  
**(CONTINUED)**

**NOTE 18 – TAX ABATEMENTS**

**State of Nevada Tax Abatements**

For the fiscal year ended June 30, 2021, Washoe County tax revenues were reduced by a total amount of \$12,617,032 under agreements entered into by the State of Nevada.

- Aviation Tax Abatement (NRS 360.753) – Partial abatements from Personal Property and Sales & Use Taxes are available to companies that locate or expand their business in Nevada. The personal property tax abatement can be up to 50% for 20 years on the taxes due on tangible personal property, and the sales & use tax abatement reduces the applicable tax rate to 2% for a similar 20 year period, a near 75% reduction. For fiscal year ending June 30, 2021, the total amount abated for Washoe County was \$242,015.
- Data Centers Abatement (NRS 360.754) – Partial abatements from personal property and sales & use taxes are available to companies that establish or expand data centers. The personal property tax abatement can be up to 20 years. For fiscal year ending June 30, 2021, the total amount abated for Washoe County was \$255,389.
- Renewable Energy (NRS 701A.370) – Partial abatements from property and local sales and use taxes imposed on renewable energy facilities. For fiscal year ending June 30, 2021, the total amount abated for Washoe County was \$2,486,479.
- Standard Abatement (NRS 360.750)
  - Local Sales and Use Tax Abatement – A partial abatement of sales and use taxes is available to qualified companies that locate or expand their business in Nevada. The tax abatement is on the gross receipts from the sale, and the storage, use of other consumption, of eligible capital equipment. The abatement reduces the sales and use tax rate to 2%. The approved business is eligible for tax abatements for a two-year period beginning the date the abatement becomes effective.
  - Modified Business Tax Abatement – A partial abatement of the Modified Business Tax is available to qualified companies that locate or expand their business in Nevada. The current tax imposed on each employer is at the rate of 1.475% on taxable wages over \$50,000 in a quarter. A business may qualify for a partial abatement of up to 50% of the amount of the business tax due during the first four years of operations.
  - Personal Property Tax Abatement – A partial abatement from personal property tax is available to qualified companies that locate or expand their business in Nevada. This tax abatement can be up to 50% of the tax due for 10 years beginning from when the abatement becomes effective. The applicant must apply for abatement not more than one year before the business begins to develop for expansion of operations in Nevada.
  - Real Property Tax Abatement for Recycling – A partial abatement of real property (land and buildings) tax is available for businesses and facilities using recycled material that have as a primary purpose the conservation of energy or the substitution of fossil sources for other sources of energy. To qualify, the business must be in the primary trade of recycling at least 50% of raw material or an intermediate product onsite; or converting the energy derived from recycled material into electricity. Qualifying businesses can receive a partial abatement of up to 50% of the tax due on real property for not more 10 years beginning from when the abatement becomes effective.

For fiscal year ended June 30, 2021, the total standard abatement amount abated for Washoe County was \$9,633,149. Truckee Meadow Fire Protection District's tax revenues were reduced by \$361,065 under agreements entered into by the State Nevada. The state agreements include a partial abatement of one or more of personal property and local sales and use taxes imposed on aircraft, components of aircraft and other personal property used for certain purposes related to aircraft, a partial abatement of one or more of property and local sales and use taxes imposed on a new or expanded data center and on renewable energy facilities, and use taxes imposed on eligible machinery or equipment used by certain new or expanded businesses.

**WASHOE COUNTY, NEVADA**  
**NOTES TO THE FINANCIAL STATEMENTS**  
**JUNE 30, 2021**  
**(CONTINUED)**

**NOTE 19 – ACCOUNTING CHANGES**

Correction of an Error

During fiscal year 2021, Washoe County received multiple Telecommunications invoices from the City of Reno and City of Sparks that were paid in FY20 and also accrued at year end to fiscal year 2020 in error. It was determined that a portion of these expenses related to prior fiscal years should not have been accrued as identified below.

		<u>Governmental Activities</u>
Net position as previously reported, June 30, 2020	\$	(90,817,668)
Prior period adjustment:		
Due to multiple payments to City of Reno and City of Sparks for Telecommunications accrual error		<u>801,112</u>
Net position (deficit) at June 30, 2020, as restated	\$	<u><u>(90,016,556)</u></u>

The beginning net position of the Enhanced 911 fund, a governmental fund, has been restated to correctly present service and supplies expenses attributed to the City of Reno and the City of Sparks for Telecommunications bills for the prior year that were paid and were also accrued at year end in error.

		<u>Enhanced 911</u>
Fund Balance as previously reported, June 30, 2020	\$	5,065,104
Prior period adjustment:		
Due to multiple payments to City of Reno and City of Sparks for Telecommunications accrual error		<u>801,112</u>
Fund Balance at June 30, 2020, as restated	\$	<u><u>5,866,216</u></u>

**NOTE 20 – SUBSEQUENT EVENT**

In August 2021 Washoe County and the Cities of Reno and Sparks approved a new arrangement transitioning primary responsibility for northern Nevada homelessness to Washoe County resulting in the creation of a cost sharing agreement divided in accordance with tax projection percentages among the three local governments.

On July 28, 2021, Truckee Meadows Fire Protection District (TMFPD) issued \$7,000,000 of general obligation capital improvement bonds to finance the acquisition of properties for stations and administration with the expectation of executing the right of purchase of the Administration Building located at 3663 Barron way. On September 14, 2021, TMFPD closed escrow on the purchase of the property for the price of \$6,290,000.

**WASHOE COUNTY, NEVADA  
REQUIRED SUPPLEMENTARY INFORMATION  
JUNE 30, 2021**

**SCHEDULE OF COUNTY'S SHARE OF NET PENSION LIABILITY – PUBLIC EMPLOYEES' RETIREMENT SYSTEM OF NEVADA (PERS) – LAST TEN PLAN YEARS\***

	2020	2019	2018	2017	2016	2015	2014
County's portion of the net pension liability	3.05590%	3.03172%	3.04017%	3.08066%	3.00375%	3.04481%	2.99104%
County's proportionate share of the net pension liability	\$ 425,636,603	\$ 413,343,294	\$ 414,611,133	\$ 409,723,194	\$ 404,218,415	\$ 348,917,793	\$ 311,725,984
County's covered payroll	\$ 189,036,361	\$ 187,433,424	\$ 180,876,924	\$ 171,171,726	\$ 170,699,917	\$ 159,308,921	\$ 154,067,907
County's proportionate share of the net pension liability as a percentage of its covered payroll	225.16%	220.53%	229.22%	239.36%	236.80%	219.02%	202.33%
Plan fiduciary net position as a percentage of the total net pension liability	77.04%	76.46%	75.24%	74.42%	72.20%	75.10%	76.30%

\*GASB Statement No. 68 requires ten years of information to be presented in this table. However, until 10 years of data is compiled, the County will present information only for those years for which information is available.

**SCHEDULE OF COUNTY'S CONTRIBUTIONS – PUBLIC EMPLOYEES' RETIREMENT SYSTEM OF NEVADA (PERS) – LAST TEN FISCAL YEARS\***

	2021	2020	2019	2018	2017	2016	2015
Statutorily required contribution	\$ 32,733,943	\$ 31,979,801	\$ 29,179,819	\$ 28,199,821	\$ 26,816,677	\$ 25,638,494	\$ 46,781,626
Contributions in relation to the statutorily required contribution	\$ 32,733,943	\$ 31,979,801	\$ 29,179,819	\$ 28,199,821	\$ 26,816,677	\$ 25,638,494	\$ 46,781,626
Contribution (deficiency) excess	\$ -	\$ -	\$ -	\$ -	\$ -	\$ -	\$ -
County's covered payroll	\$ 201,250,710	\$ 189,036,361	\$ 187,433,424	\$ 180,876,924	\$ 171,171,726	\$ 170,699,917	\$ 159,308,921
Contributions as a percentage of covered payroll	16.27%	16.92%	15.57%	15.59%	15.67%	15.02%	29.37%

\*GASB Statement No. 68 requires ten years of information to be presented in this table. However, until 10 years of data is compiled, the County will present information only for those years for which information is available.



**WASHOE COUNTY, NEVADA  
REQUIRED SUPPLEMENTARY INFORMATION  
JUNE 30, 2021**

**SCHEDULES OF CHANGES IN THE OPEB LIABILITY AND RELATED RATIOS\***

Washoe County Retirees Health Benefits Plan:

	2020	2019	2018	2017
<b>Total OPEB liability</b>				
Service cost	\$ 5,646,136	\$ 5,455,204	\$ 6,700,000	\$ 6,473,000
Interest	29,103,076	28,019,923	31,567,000	30,059,000
Changes of benefit terms	-	-	-	-
Differences between expected and actual experience	(896,459)	-	1,484,000	-
Changes of assumptions	(123,584,517)	-	(6,570,000)	-
Benefit payments	(16,335,205)	(14,912,577)	(16,825,000)	(13,601,066)
Other changes	-	-	(172,517)	-
<b>Net Change in total OPEB liability</b>	<u>(106,066,969)</u>	<u>18,562,550</u>	<u>16,183,483</u>	<u>22,930,934</u>
<b>Total OPEB liability - beginning</b>	<u>487,453,752</u>	<u>468,891,202</u>	<u>452,707,719</u>	<u>429,776,785</u>
<b>Total OPEB liability - ending (a)</b>	<u>\$ 381,386,783</u>	<u>\$ 487,453,752</u>	<u>\$ 468,891,202</u>	<u>\$ 452,707,719</u>
<b>Plan fiduciary net position</b>				
Employer contributions	\$ 20,188,000	\$ 22,956,281	\$ 22,988,364	\$ 25,306,206
Other contributions	458,977	1,704,664	3,144,797	1,877,007
Net investment income	17,131,267	18,504,570	16,871,288	21,244,206
Benefit payments	(16,335,205)	(16,303,362)	(16,825,000)	(13,601,066)
Administrative expenses	(54,574)	(79,845)	(15,690)	(27,416)
<b>Net change in plan fiduciary net position</b>	<u>21,388,465</u>	<u>26,782,308</u>	<u>26,163,759</u>	<u>34,798,937</u>
<b>Plan fiduciary net position - beginning</b>	<u>252,268,786</u>	<u>225,486,478</u>	<u>199,322,719</u>	<u>164,523,782</u>
<b>Plan fiduciary net position - ending (b)</b>	<u>\$ 273,657,251</u>	<u>\$ 252,268,786</u>	<u>\$ 225,486,478</u>	<u>\$ 199,322,719</u>
<b>RHBP net OPEB liability - ending (a) - (b)</b>	107,729,532	235,184,966	243,404,724	253,385,000
<b>Plan fiduciary net position as a percentage of the total OPEB liability</b>	71.75%	51.75%	48.09%	44.03%
<b>Covered-employee payroll</b>	\$ 196,212,842	\$ 196,656,571	\$ 189,686,766	\$ 181,731,903
<b>RHBP's net OPEB liability as a percentage of covered-employee payroll</b>	54.90%	119.59%	128.32%	139.43%

**WASHOE COUNTY, NEVADA**  
**REQUIRED SUPPLEMENTARY INFORMATION**  
**JUNE 30, 2021**

PEBP Plan:

	2020	2019	2018	2017
<b>Total OPEB liability</b>				
Service cost	\$ -	\$ -	\$ -	\$ -
Interest	228,043	231,538	255,702	256,838
Differences between expected and actual experience	123,541	-	(9,159)	-
Changes of assumptions	(468,540)	-	240,944	-
Benefit payments	(299,400)	(280,454)	(281,687)	(264,731)
<b>Net Change in total OPEB liability</b>	(416,356)	(48,916)	205,800	(7,893)
<b>Total OPEB liability - beginning</b>	3,948,231	3,997,147	3,791,347	3,799,240
<b>Total OPEB liability - ending</b>	<u>\$ 3,531,875</u>	<u>\$ 3,948,231</u>	<u>\$ 3,997,147</u>	<u>\$ 3,791,347</u>
<b>Plan fiduciary net position</b>				
Employer contributions	\$ 102,159	\$ 94,719	\$ 99,636	\$ 43,000
Net investment income	180,349	189,515	231,540	303,279
Benefit payments	(299,400)	(280,454)	(281,687)	(264,731)
Administrative expenses	(21,510)	(22,122)	(14,221)	(14,702)
<b>Net change in plan fiduciary net position</b>	(38,402)	(18,342)	35,268	66,846
<b>Plan fiduciary net position - beginning</b>	2,721,903	2,740,245	2,704,977	2,638,131
<b>Plan fiduciary net position - ending (b)</b>	<u>\$ 2,683,501</u>	<u>\$ 2,721,903</u>	<u>\$ 2,740,245</u>	<u>\$ 2,704,977</u>
<b>PEBP net OPEB liability - ending (a) - (b)</b>	848,374	1,226,328	1,256,902	1,086,370
<b>Plan fiduciary net position as a percentage of the total OPEB liability</b>	75.98%	68.94%	68.56%	71.35%

**Note:** The PEBP Plan is closed to existing County employees. Only retirees who meet certain criteria may participate. There is no payroll associated with the participants, so covered-employee payroll disclosures are not applicable.

\*GASB Statement No. 75 requires ten years of information to be presented in these tables. However, until ten years of data is compiled, the County will present information only for those years for which information is available.

**WASHOE COUNTY, NEVADA**  
**REQUIRED SUPPLEMENTARY INFORMATION**  
**JUNE 30, 2021**

**SCHEDULE OF COUNTY CONTRIBUTIONS – OPEB\***

Washoe County Retirees Health Benefits Plan:

	2021	2020	2019	2018
Actuarially determined contribution	\$ 10,952,060	\$ 20,378,275	\$ 20,188,000	\$ 23,298,000
Contributions in relation to the actuarially determined contribution	16,898,159	20,188,000	22,956,281	22,988,364
Other contributions	2,600,406	1,760,602	1,704,719	3,144,797
Contribution deficiency (excess)	<u>\$ (8,546,505)</u>	<u>\$ (1,570,327)</u>	<u>\$ (4,473,000)</u>	<u>\$ (2,835,161)</u>
Covered-employee payroll	\$ 209,749,623	\$ 196,212,842	\$ 196,656,571	\$ 189,686,766
Contributions as a percentage of covered-employee payroll	9.30%	11.19%	12.54%	13.78%

**Notes to Schedule**

Valuation date July 1, 2020

Methods and assumptions used to determine contribution amount:

Actuarial cost method	Entry Age Normal
Amortization method	Level percentage of payroll, closed
Remaining amortization period	21 years
Asset valuation method	Market value
Inflation	2.5%
Healthcare costs trend rate	Pre-65 retirees 6.2% initial, 4.0% ultimate Post-65 retirees 5.9% initial, 4.0% ultimate
Salary increases	7.5% each of first 4 years, and 2.5% thereafter
Investment rate of return	5.75%, net of OPEB plan investment expense
Mortality	RP-2014 Mortality, Males and Females Healthy Annuitant mortality tables adjusted to reflect Mortality Improvement Scale MP-2019 from the 2006 base year, and projected forward using projection scale MP-2019 on a generational basis.

**WASHOE COUNTY, NEVADA  
REQUIRED SUPPLEMENTARY INFORMATION  
JUNE 30, 2021**

PEBP Plan:

	2021	2020	2019	2018
Actuarially determined contribution	\$ 70,606	\$ 101,841	\$ 102,159	\$ 94,719
Contributions in relation to the actuarially determined contribution	101,841	102,159	94,719	99,636
Contribution deficiency (excess)	\$ (31,235)	\$ (318)	\$ 7,440	\$ (4,917)

**Notes to Schedule**

Valuation date July 1, 2020

Methods and assumptions used to determine contribution amount:

Actuarial cost method	Entry Age Normal
Amortization method	Level dollar amount, closed
Remaining amortization period	21 years
Asset valuation method	Market value
Inflation	2.5%
Healthcare costs trend rate	Pre-age 65: 6.3% initial, 4.0% ultimate Post-age 64: 5.6% initial, 4.0% ultimate
Salary increases	n/a
Investment rate of return	5.75% of OPEB plan investment expense
Mortality	RP-2014 Mortality, Males and Females Healthy Annuitant mortality tables adjusted to reflect Mortality Improvement Scale MP-2019 from the 2006 base year, and projected forward using projection scale MP-2019 on a generational basis.

\*GASB Statement No. 75 requires ten years of information to be presented in this schedule. However, until 10 years of data is compiled, the County will present information only for those years for which information is available.

**NOTES TO REQUIRED SUPPLEMENTARY INFORMATION**

**NOTE 1 – COUNTY CONTRIBUTIONS TO PERS**

In fiscal year 2018, the Nevada Public Employees' Retirement System (PERS) implemented Governmental Accounting Standards Board Statement No. 82, *Pension Issues – an amendment of GASB Statements No. 67, No. 68, and No. 73*. As a result of this implementation, and under Nevada Revised Statutes, one-half of the total employer-paid contributions are deemed to be from employers and one-half is deemed to be from employees (through salary schedule reductions). Accordingly, beginning with fiscal year 2016, the amount of the statutorily required contribution presented reflects only the employer portion of the employer-paid contributions, and excludes employer-paid member contributions.

**NOTE 2 – TMFPD COVERED PAYROLL AND NET OPEB LIABILITY**

The covered payroll for active plan members for the TMFPD RGMP OPEB plan reported on the next page reflects changes in the current labor agreement to make all District employees hired between April 1, 2012 and July 1, 2014 eligible for retiree health benefits, and to require all retirees to enroll in Medicare at age 65. The total OPEB liability shown for TMFPD also includes the District's proportionate share of the liability, based on service earned prior to July 1, 2000 for the remaining 36 employees who transferred employment to the City and retired during the term of the Interlocal Agreement. All amounts include amounts previously presented separately for the Sierra Fire Protection District, which was consolidated into TMFPD as of July 1, 2016.

**WASHOE COUNTY, NEVADA  
REQUIRED SUPPLEMENTARY INFORMATION  
JUNE 30, 2021**

**Discretely Presented Component Unit**

**SCHEDULE OF TRUCKEE MEADOWS FIRE PROTECTION DISTRICT'S NET PENSION LIABILITY – PUBLIC EMPLOYEES' RETIREMENT SYSTEM OF NEVADA (PERS) – LAST TEN PLAN YEARS\***

	2020	2019	2018	2017	2016	2015	2014
TMFPD's portion of the net pension liability	0.25331%	0.24089%	0.23531%	0.21270%	0.21696%	0.22129%	0.20583%
TMFPD's proportionate share of the net pension liability	\$ 35,281,344	\$ 32,847,974	\$ 32,090,988	\$ 28,288,166	\$ 29,197,203	\$ 25,358,762	\$ 21,451,071
TMFPD's covered payroll	\$ 12,985,484	\$ 11,759,724	\$ 11,003,348	\$ 9,712,107	\$ 9,271,513	\$ 8,435,593	\$ 7,783,987
TMFPD's proportionate share of the net pension liability as a percentage of its covered payroll	271.70%	279.33%	291.65%	291.27%	314.91%	300.62%	275.58%
Plan fiduciary net position as a percentage of the total net pension liability	77.04%	76.46%	75.24%	74.42%	72.23%	75.13%	76.31%

**SCHEDULE OF TRUCKEE MEADOWS FIRE PROTECTION DISTRICT'S CONTRIBUTIONS – PUBLIC EMPLOYEES' RETIREMENT SYSTEM OF NEVADA (PERS) – LAST TEN FISCAL YEARS\***

	2021	2020	2019	2018	2017	2016	2015
Statutorily required contribution	\$ 2,961,304	\$ 2,639,769	\$ 2,293,573	\$ 2,156,034	\$ 1,896,920	\$ 1,835,776	\$ 1,707,868
Contributions in relation to the statutorily required contribution	\$ 2,961,304	\$ 2,639,769	\$ 2,293,573	\$ 2,156,034	\$ 1,896,920	\$ 1,835,776	\$ 1,707,868
Contribution (deficiency) excess	\$ -	\$ -	\$ -	\$ -	\$ -	\$ -	\$ -
TMFPD's covered payroll	\$ 14,612,697	\$ 12,985,484	\$ 11,759,724	\$ 11,003,348	\$ 9,712,107	\$ 9,271,513	\$ 8,435,593
Contributions as a percentage of covered payroll	20.27%	20.33%	19.50%	19.59%	19.53%	19.80%	20.25%

\*GASB Statement No. 68 requires ten years of information to be presented in this table. However, until 10 years of data is compiled, the County will present information only for those years for which information is available.

**SCHEDULES OF CHANGES IN THE OPEB LIABILITY AND RELATED RATIOS\***

**Truckee Meadows Fire Protection District Retirees Group Medical Plan:**

	2020	2019	2018	2017
<b>Total OPEB liability</b>				
Service cost	\$ 538,625	\$ 520,411	\$ 417,213	\$ 405,061
Interest	671,333	613,936	501,045	455,572
Differences between expected and actual experience	817,675	-	(27,487)	-
Changes of assumptions	861,777	-	2,295,853	-
Benefit payments	(176,377)	(214,991)	(215,174)	(230,891)
<b>Net Change in total OPEB liability</b>	<b>2,713,033</b>	<b>919,356</b>	<b>2,971,450</b>	<b>629,742</b>
<b>Total OPEB liability - beginning</b>	<b>10,737,148</b>	<b>9,817,792</b>	<b>6,846,342</b>	<b>6,216,600</b>
<b>Total OPEB liability - ending (a)</b>	<b>\$ 13,450,181</b>	<b>\$ 10,737,148</b>	<b>\$ 9,817,792</b>	<b>\$ 6,846,342</b>

**Plan fiduciary net position**

Employer contributions	\$ 651,000	\$ 463,000	\$ -	\$ -
Net investment income	418,050	450,938	435,094	591,731
Benefit payments	(176,377)	(214,991)	(215,174)	(230,891)
Administrative expenses	(39,115)	(34,449)	(15,693)	(16,744)
<b>Net change in plan fiduciary net position</b>	<b>853,558</b>	<b>664,498</b>	<b>204,227</b>	<b>344,096</b>
<b>Plan fiduciary net position - beginning</b>	<b>6,185,499</b>	<b>5,521,001</b>	<b>5,316,774</b>	<b>4,972,678</b>
<b>Plan fiduciary net position - ending (b)</b>	<b>\$ 7,039,057</b>	<b>\$ 6,185,499</b>	<b>\$ 5,521,001</b>	<b>\$ 5,316,774</b>

**TMFPD RGMP net OPEB liability - ending (a) - (b)** 6,411,124 4,551,649 4,296,791 1,529,568

**Plan fiduciary net position as a percentage of the total OPEB liability** 52.33% 57.61% 56.23% 77.66%

**Covered-employee payroll** \$ 16,408,769 \$ 16,004,299 \$ 15,660,842 \$ 13,199,783

**TMFPD RGMP's net OPEB liability as a percentage of covered-employee payroll** 39.07% 28.44% 27.44% 11.59%

**WASHOE COUNTY, NEVADA  
REQUIRED SUPPLEMENTARY INFORMATION  
JUNE 30, 2021**

**SCHEDULE OF TRUCKEE MEADOWS FIRE PROTECTION DISTRICT'S CONTRIBUTIONS – OPEB\***

	2021	2020	2019	2018
Actuarially determined contribution	\$ 1,441,459	\$ 1,113,849	\$ 1,037,001	\$ 650,895
Contributions in relation to the actuarially determined contribution	750,000	651,000	463,000	-
Contribution deficiency (excess)	<u>691,459</u>	<u>462,849</u>	<u>574,001</u>	<u>650,895</u>
Covered-employee payroll	\$ 19,759,972	\$ 16,408,769	\$ 16,004,299	\$ 15,660,842
Contributions as a percentage of covered-employee payroll	3.80%	3.97%	2.89%	0.00%

**Notes to Schedule**

Valuation date	July 1, 2020
Methods and assumptions used to determine contribution amount:	
Actuarial cost method	Entry Age Normal
Amortization method	Level dollar amount, closed
Remaining amortization period	11 years
Asset valuation method	Market value
Inflation	2.5%
Healthcare costs trend rate	8.2% initial, 4.0% ultimate
Salary increases	First two years after valuation: 8.0% each of first 4 years, and 3.0% thereafter Years 3+ after valuation: 7.5% each of first 4 years, and 2.50% thereafter
Investment rate of return	5.75%, net of OPEB plan investment expense
Mortality	RP-2014 Mortality, Males & Females Healthy Annuitant mortality tables adjusted to reflect Mortality Improvement Scale MP-2019 from the 2006 base year, and projected forward using projection scale MP-2019 on a generational basis.

\*GASB Statement No. 75 requires ten years of information to be presented in these schedules. However, until 10 years of data is compiled, the County will present information only for those years for which information is available.



# **NONMAJOR GOVERNMENTAL FUNDS**

**WASHOE COUNTY, NEVADA  
NONMAJOR GOVERNMENTAL FUNDS  
COMBINING BALANCE SHEET  
JUNE 30, 2021**

	<b>Special Revenue Funds</b>	<b>Debt Service Fund</b>	<b>Capital Projects Funds</b>	<b>Total</b>
<b>Assets</b>				
Cash and investments	\$ 55,560,667	\$ 7,959,305	\$ 39,692,939	\$ 103,212,911
Accounts receivable	894,888	-	-	894,888
Property taxes receivable	155,284	23,810	64,250	243,344
Other taxes receivable	1,890,800	3,383,539	-	5,274,339
Interest receivable	107,071	4,359	87,316	198,746
Due from other funds	799	-	-	799
Due from other governments	10,117,600	-	356,803	10,474,403
Deposits and prepaid items	5,791	-	-	5,791
	<hr/>	<hr/>	<hr/>	<hr/>
Total Assets	\$ 68,732,900	\$ 11,371,013	\$ 40,201,308	\$ 120,305,221
	<hr/> <hr/>	<hr/> <hr/>	<hr/> <hr/>	<hr/> <hr/>
<b>Liabilities</b>				
Accounts payable	\$ 2,031,226	\$ 641	\$ 929,259	\$ 2,961,126
Accrued salaries and benefits	1,101,727	-	-	1,101,727
Contracts/retention payable	11,679	-	149,501	161,180
Due to other funds	962	-	-	962
Due to other governments	2,223,594	-	229,162	2,452,756
Deposits	304,421	-	-	304,421
Other liabilities	1,939	15,125	-	17,064
	<hr/>	<hr/>	<hr/>	<hr/>
Total Liabilities	5,675,548	15,766	1,307,922	6,999,236
	<hr/> <hr/>	<hr/> <hr/>	<hr/> <hr/>	<hr/> <hr/>
<b>Deferred Inflows of Resources</b>				
Unavailable revenue - grants and other revenue	107,314	3,383,540	-	3,490,854
Unavailable revenue - property taxes	131,439	19,870	53,138	204,447
	<hr/>	<hr/>	<hr/>	<hr/>
Total Deferred Inflows of Resources	238,753	3,403,410	53,138	3,695,301
	<hr/> <hr/>	<hr/> <hr/>	<hr/> <hr/>	<hr/> <hr/>
<b>Fund Balances</b>				
Restricted	41,740,865	7,951,837	38,840,248	88,532,950
Committed	12,600,517	-	-	12,600,517
Assigned	8,477,217	-	-	8,477,217
	<hr/>	<hr/>	<hr/>	<hr/>
Total Fund Balances	62,818,599	7,951,837	38,840,248	109,610,684
	<hr/> <hr/>	<hr/> <hr/>	<hr/> <hr/>	<hr/> <hr/>
Total Liabilities, Deferred Inflows of Resources, and Fund Balances	\$ 68,732,900	\$ 11,371,013	\$ 40,201,308	\$ 120,305,221
	<hr/> <hr/>	<hr/> <hr/>	<hr/> <hr/>	<hr/> <hr/>



**WASHOE COUNTY, NEVADA**  
**NONMAJOR GOVERNMENTAL FUNDS**  
**COMBINING STATEMENT OF REVENUES, EXPENDITURES AND CHANGES IN FUND BALANCES**  
**FOR THE YEAR ENDED JUNE 30, 2021**

	<b>Special Revenue Funds</b>	<b>Debt Service Funds</b>	<b>Capital Projects Funds</b>	<b>Total</b>
<b>Revenues</b>				
Taxes:				
Ad valorem	\$ 20,353,678	\$ 2,940,029	\$ 8,429,497	\$ 31,723,204
Residential construction tax	-	-	642,204	642,204
County Option MVFT 1.0 Cent	805,330	-	-	805,330
Special assessments	-	758,360	-	758,360
Licenses and permits	5,398,370	-	-	5,398,370
Intergovernmental revenues	50,397,249	-	725,027	51,122,276
Charges for services	14,966,279	-	-	14,966,279
Fines and forfeitures	139,500	-	-	139,500
Miscellaneous	6,360,459	261,508	479,401	7,101,368
<b>Total Revenues</b>	<b>98,420,865</b>	<b>3,959,897</b>	<b>10,276,129</b>	<b>112,656,891</b>
<b>Expenditures</b>				
Current:				
General government	466,994	-	-	466,994
Public safety	23,388,650	-	-	23,388,650
Public works	14,319,320	-	-	14,319,320
Health and sanitation	33,614,416	-	-	33,614,416
Welfare	37,595,747	-	-	37,595,747
Culture and recreation	2,470,164	-	-	2,470,164
Intergovernmental	-	-	5,989,953	5,989,953
Capital outlay	-	-	11,413,478	11,413,478
Debt Service:				
Principal	-	19,917,650	-	19,917,650
Interest	-	3,321,116	-	3,321,116
Bond issuance cost	-	70,085	280,551	350,636
Debt service fees and other fiscal charges	-	55,932	-	55,932
<b>Total Expenditures</b>	<b>111,855,291</b>	<b>23,364,783</b>	<b>17,683,982</b>	<b>152,904,056</b>
Excess (Deficiency) of Revenues Over (Under) Expenditures	<b>(13,434,426)</b>	<b>(19,404,886)</b>	<b>(7,407,853)</b>	<b>(40,247,165)</b>
<b>Other Financing Sources (Uses)</b>				
Proceeds from asset disposition	-	-	1,485	1,485
Bonds issued	-	-	9,135,000	9,135,000
Refunding bond issued	-	9,695,000	-	9,695,000
Refunding payment to escrow agent	-	140,000	-	140,000
Bond premium	-	-	1,411,220	1,411,220
Transfers in	36,186,203	10,168,523	7,654,595	54,009,321
Transfers out	(15,438,226)	-	(1,950,000)	(17,388,226)
<b>Total Other Financing Sources (Uses)</b>	<b>20,747,977</b>	<b>20,003,523</b>	<b>16,252,300</b>	<b>57,003,800</b>
<b>Net Change in Fund Balances</b>	<b>7,313,551</b>	<b>598,637</b>	<b>8,844,447</b>	<b>16,756,635</b>
<b>Fund Balances, July 1 (as restated) Note 19</b>	<b>55,505,048</b>	<b>7,353,200</b>	<b>29,995,801</b>	<b>92,854,049</b>
<b>Fund Balances, June 30</b>	<b>\$ 62,818,599</b>	<b>\$ 7,951,837</b>	<b>\$ 38,840,248</b>	<b>\$ 109,610,684</b>



# **GENERAL FUND**

**WASHOE COUNTY, NEVADA**  
**GENERAL FUND**  
**SCHEDULE OF REVENUES, EXPENDITURES AND CHANGES IN FUND BALANCES - BUDGET AND ACTUAL**  
**FOR THE YEAR ENDED JUNE 30, 2021**  
**(WITH COMPARATIVE ACTUAL AMOUNTS FOR THE YEAR ENDED JUNE 30, 2020)**

	2021			2020
	Budget	Actual	Variance	Actual
<b>Revenues</b>				
<b>Taxes:</b>				
Ad valorem:				
General	\$ 168,391,167	\$ 170,067,037	\$ 1,675,870	\$ 158,405,740
Detention facility	12,919,780	13,048,715	128,935	12,205,795
Indigent insurance program	2,503,837	2,528,834	24,997	2,365,465
China Spring support	1,185,149	1,197,326	12,177	1,167,038
Family Court	3,204,908	3,236,891	31,983	3,027,788
AB 104	2,996,589	3,094,708	98,119	2,893,931
NRS 354.59813 makeup revenue	-	2	2	3
Room tax	200,000	623,789	423,789	458,570
<b>Total Taxes</b>	<b>191,401,430</b>	<b>193,797,302</b>	<b>2,395,872</b>	<b>180,524,330</b>
<b>Licenses and Permits:</b>				
Business:				
General business licenses	1,015,293	965,634	(49,659)	944,879
Electric/telecom business licenses	4,800,000	5,130,083	330,083	5,184,522
Liquor licenses	260,000	330,831	70,831	317,628
Short-term rentals	-	47,442	47,442	-
Sanitation franchise fees	650,000	1,163,054	513,054	877,655
Gas franchise fees	245,000	185,943	(59,057)	278,685
Cable television franchise fees	1,100,000	1,167,724	67,724	869,261
County gaming licenses	845,000	697,118	(147,882)	564,344
Gaming licenses - AB 104	675,000	950,557	275,557	615,401
Nonbusiness:				
Marriage affidavits	150,000	155,169	5,169	118,209
Mobile home permits	200	93	(107)	135
Other	300	875	575	650
<b>Total Licenses and Permits</b>	<b>9,740,793</b>	<b>10,794,523</b>	<b>1,053,730</b>	<b>9,771,369</b>
<b>Intergovernmental Revenues:</b>				
Federal grants	140,000	2,447,489	2,307,489	1,192,720
Federal payments in lieu of taxes	3,627,832	3,831,737	203,905	3,860,231
Federal incarceration charges	3,020,000	2,825,280	(194,720)	3,002,161
State Shared Revenues:				
State gaming licenses	130,000	112,880	(17,120)	130,626
Real property transfer tax - AB 104	810,405	1,104,214	293,809	1,435,280
SCCRT / GST - AB 104 Makeup	9,996,076	17,269,476	7,273,400	14,163,074
Consolidated taxes	89,964,685	142,376,192	52,411,507	121,149,884
State extraditions	48,000	21,857	(26,143)	37,280
Local contributions	127,066	122,702	(4,364)	144,308
<b>Total Intergovernmental Revenues</b>	<b>107,864,064</b>	<b>170,111,827</b>	<b>62,247,763</b>	<b>145,115,564</b>
<b>Charges for Services:</b>				
General Government:				
Clerk fees	100,000	109,570	9,570	98,204
Recorder fees	2,300,000	4,097,453	1,797,453	3,254,392
Map fees	1,600	12,380	10,780	3,306
Assessor commissions	1,700,000	2,421,836	721,836	2,064,852
Overhead recovery	6,931,281	6,933,979	2,698	6,254,912
Other	472,706	562,590	89,884	542,120
Subtotal General Government	11,505,587	14,137,808	2,632,221	12,217,786

**WASHOE COUNTY, NEVADA**  
**GENERAL FUND**  
**SCHEDULE OF REVENUES, EXPENDITURES AND CHANGES IN FUND BALANCES - BUDGET AND ACTUAL**  
**FOR THE YEAR ENDED JUNE 30, 2021**  
**(WITH COMPARATIVE ACTUAL AMOUNTS FOR THE YEAR ENDED JUNE 30, 2020)**

	2021			2020
	Budget	Actual	Variance	Actual
Judicial:				
Clerk court fees	\$ 350,000	\$ 317,956	\$ (32,044)	\$ 313,269
Other	789,400	806,241	16,841	769,129
Subtotal Judicial	1,139,400	1,124,197	(15,203)	1,082,398
Public Safety:				
Police:				
Sheriff fees	410,000	249,006	(160,994)	309,175
Medical Examiner fees	1,102,103	1,184,773	82,670	1,012,167
Other	5,422,547	4,896,496	(526,051)	4,852,017
Corrections	9,000	2,901	(6,099)	8,151
Protective services	380,000	368,212	(11,788)	272,825
Subtotal Public Safety	7,323,650	6,701,388	(622,262)	6,454,335
Public Works	464,489	746,203	281,714	488,560
Welfare	2,500	-	(2,500)	-
Culture and Recreation	793,054	713,529	(79,525)	819,484
<b>Total Charges for Services</b>	21,228,680	23,423,125	2,194,445	21,062,563
<b>Fines and Forfeitures:</b>				
Fines:				
Library	70,000	4,047	(65,953)	44,166
Court	2,698,750	2,054,909	(643,841)	1,246,747
Penalties	1,500	2,889,316	2,887,816	3,137,384
Forfeitures/bail	1,647,032	1,806,144	159,112	1,682,571
<b>Total Fines and Forfeits</b>	4,417,282	6,754,416	2,337,134	6,110,868
<b>Miscellaneous:</b>				
Investment earnings	1,622,030	2,522,846	900,816	2,920,890
Net increase (decrease) in the fair value of investments	-	(2,071,022)	(2,071,022)	3,496,950
Rents and royalties	34,375	32,639	(1,736)	28,606
Other	2,392,280	2,276,823	(115,457)	2,337,790
<b>Total Miscellaneous</b>	4,048,685	2,761,286	(1,287,399)	8,784,236
<b>Total Revenues</b>	338,700,934	407,642,479	68,941,545	371,368,930
<b>Expenditures by Function and Activity</b>				
<b>Current:</b>				
<b>General Government Function:</b>				
Legislative / County Commissioners:				
Salaries and wages	379,455	374,263	5,192	378,139
Employee benefits	213,381	204,960	8,421	209,701
Services and supplies	212,477	204,057	8,420	
	805,313	783,280	22,033	790,226

**WASHOE COUNTY, NEVADA**  
**GENERAL FUND**  
**SCHEDULE OF REVENUES, EXPENDITURES AND CHANGES IN FUND BALANCES - BUDGET AND ACTUAL**  
**FOR THE YEAR ENDED JUNE 30, 2021**  
**(WITH COMPARATIVE ACTUAL AMOUNTS FOR THE YEAR ENDED JUNE 30, 2020)**

	2021			2020
	Budget	Actual	Variance	Actual
Executive / County Manager:				
Salaries and wages	\$ 2,675,236	\$ 2,604,514	\$ 70,722	\$ 2,541,174
Employee benefits	1,386,005	1,275,510	110,495	1,340,761
Services and supplies	2,459,569	1,618,530	841,039	2,046,482
Capital outlay	-	-	-	12,413
	<u>6,520,810</u>	<u>5,498,554</u>	<u>1,022,256</u>	<u>5,940,830</u>
Elections / Registrar of Voters:				
Salaries and wages	741,538	803,198	(61,660)	571,390
Employee benefits	294,080	265,645	28,435	265,663
Services and supplies	1,368,507	1,366,365	2,142	1,221,249
Capital outlay	45,000	-	45,000	250
	<u>2,449,125</u>	<u>2,435,208</u>	<u>13,917</u>	<u>2,058,552</u>
Finance:				
Comptrollers Department				
Salaries and wages	1,968,020	1,901,952	66,068	1,858,673
Employee benefits	1,076,803	1,008,609	68,194	1,018,763
Services and supplies	328,656	284,031	44,625	238,042
	<u>3,373,479</u>	<u>3,194,592</u>	<u>178,887</u>	<u>3,115,478</u>
Treasurer:				
Salaries and wages	1,426,384	1,362,608	63,776	1,304,452
Employee benefits	827,257	768,766	58,491	746,456
Services and supplies	391,055	535,353	(144,298)	431,848
	<u>2,644,696</u>	<u>2,666,727</u>	<u>(22,031)</u>	<u>2,482,756</u>
Assessor:				
Salaries and wages	4,651,427	4,495,871	155,556	4,417,610
Employee benefits	2,616,249	2,473,994	142,255	2,505,097
Services and supplies	1,168,192	590,814	577,378	606,235
	<u>8,435,868</u>	<u>7,560,679</u>	<u>875,189</u>	<u>7,528,942</u>
Subtotal Finance	<u>14,454,043</u>	<u>13,421,998</u>	<u>1,032,045</u>	<u>13,127,176</u>
Other:				
Human Resources:				
Salaries and wages	1,314,589	1,262,508	52,081	1,202,135
Employee benefits	639,826	616,818	23,008	618,151
Services and supplies	467,380	348,083	119,297	427,242
	<u>2,421,795</u>	<u>2,227,409</u>	<u>194,386</u>	<u>2,247,528</u>
Clerk:				
Salaries and wages	1,006,838	953,327	53,511	962,435
Employee benefits	552,519	522,693	29,826	527,079
Services and supplies	283,197	85,187	198,010	90,585
	<u>1,842,554</u>	<u>1,561,207</u>	<u>281,347</u>	<u>1,580,099</u>
Recorder:				
Salaries and wages	1,441,780	1,313,399	128,381	1,357,153
Employee benefits	812,262	741,155	71,107	783,273
Services and supplies	184,651	93,366	91,285	101,731
	<u>2,438,693</u>	<u>2,147,920</u>	<u>290,773</u>	<u>2,242,157</u>

**WASHOE COUNTY, NEVADA**  
**GENERAL FUND**  
**SCHEDULE OF REVENUES, EXPENDITURES AND CHANGES IN FUND BALANCES - BUDGET AND ACTUAL**  
**FOR THE YEAR ENDED JUNE 30, 2021**  
**(WITH COMPARATIVE ACTUAL AMOUNTS FOR THE YEAR ENDED JUNE 30, 2020)**

	<b>2021</b>			<b>2020</b>
	<b>Budget</b>	<b>Actual</b>	<b>Variance</b>	<b>Actual</b>
<b>Technology Services:</b>				
Salaries and wages	\$ 6,101,912	\$ 5,944,289	\$ 157,623	\$ 6,258,868
Employee benefits	3,612,105	3,191,446	420,659	3,461,584
Services and supplies	5,534,330	5,207,623	326,707	4,251,842
Capital outlay	366,535	82,921	283,614	148,626
	<u>15,614,882</u>	<u>14,426,279</u>	<u>1,188,603</u>	<u>14,120,920</u>
<b>Accrued Benefits:</b>				
Salaries and wages	2,700,000	2,801,278	(101,278)	2,515,078
Employee benefits	50,000	52,652	(2,652)	44,805
	<u>2,750,000</u>	<u>2,853,930</u>	<u>(103,930)</u>	<u>2,559,883</u>
<b>Other General Government:</b>				
Salaries and wages-unbudgeted savings	(956,435)	-	(956,435)	-
Employee benefits-unbudgeted savings	(590,267)	-	(590,267)	-
Services and supplies-unbudgeted savings	(97,127)	817,357	(914,484)	2,178,792
	<u>(1,643,829)</u>	<u>817,357</u>	<u>(2,461,186)</u>	<u>2,178,792</u>
Subtotal Other	23,424,095	24,034,102	(610,007)	24,929,379
<b>Total General Government Function</b>	<u>47,653,386</u>	<u>46,173,142</u>	<u>1,480,244</u>	<u>46,846,163</u>
<b>Judicial Function:</b>				
<b>District Court:</b>				
Salaries and wages	11,615,310	12,398,235	(782,925)	11,953,546
Employee benefits	6,950,648	6,467,786	482,862	6,648,709
Services and supplies	5,275,650	4,629,773	645,877	4,062,836
	<u>23,841,608</u>	<u>23,495,794</u>	<u>345,814</u>	<u>22,665,091</u>
<b>District Attorney:</b>				
Salaries and wages	14,837,194	14,274,844	562,350	13,823,691
Employee benefits	7,955,393	7,433,854	521,539	7,446,385
Services and supplies	1,701,179	1,189,984	511,195	1,588,945
	<u>24,493,766</u>	<u>22,898,682</u>	<u>1,595,084</u>	<u>22,859,021</u>
<b>Public Defense:</b>				
<b>Public Defender:</b>				
Salaries and wages	6,214,792	6,327,037	(112,245)	6,159,128
Employee benefits	3,366,485	3,163,371	203,114	3,218,215
Services and supplies	871,489	815,303	56,186	864,335
	<u>10,452,766</u>	<u>10,305,711</u>	<u>147,055</u>	<u>10,241,678</u>
<b>Alternate Public Defender:</b>				
Salaries and wages	1,863,105	1,890,261	(27,156)	1,770,935
Employee benefits	955,985	924,436	31,549	922,990
Services and supplies	179,361	126,629	52,732	140,311
	<u>2,998,451</u>	<u>2,941,326</u>	<u>57,125</u>	<u>2,834,236</u>
<b>Conflict Counsel:</b>				
Services and supplies	1,208,836	959,811	249,025	1,132,625
Subtotal Public Defense	<u>14,660,053</u>	<u>14,206,848</u>	<u>453,205</u>	<u>14,208,539</u>

**WASHOE COUNTY, NEVADA**  
**GENERAL FUND**  
**SCHEDULE OF REVENUES, EXPENDITURES AND CHANGES IN FUND BALANCES - BUDGET AND ACTUAL**  
**FOR THE YEAR ENDED JUNE 30, 2021**  
**(WITH COMPARATIVE ACTUAL AMOUNTS FOR THE YEAR ENDED JUNE 30, 2020)**

	2021			2020
	Budget	Actual	Variance	Actual
Justice Courts:				
Salaries and wages	\$ 7,411,547	\$ 7,065,708	\$ 345,839	\$ 6,977,383
Employee benefits	3,972,932	3,700,500	272,432	3,783,145
Services and supplies	841,002	730,136	110,866	774,219
	<u>12,225,481</u>	<u>11,496,344</u>	<u>729,137</u>	<u>11,534,747</u>
Incline Constable:				
Salaries and wages	117,859	117,230	629	115,515
Employee benefits	63,336	62,229	1,107	63,000
Services and supplies	22,477	12,496	9,981	15,574
	<u>203,672</u>	<u>191,955</u>	<u>11,717</u>	<u>194,089</u>
Other Judicial:				
Salaries and wages-Budgeted savings	(1,578,875)	-	(1,578,875)	-
Employee benefits-Budgeted savings	(1,160,618)	-	(1,160,618)	-
Services and supplies-Budgeted savings	-	(16,770)	16,770	-
Subtotal Other	<u>(2,739,493)</u>	<u>(16,770)</u>	<u>(2,722,723)</u>	<u>-</u>
<b>Total Judicial Function</b>	<u>72,685,087</u>	<u>72,272,853</u>	<u>412,234</u>	<u>71,461,487</u>
<b>Public Safety Function:</b>				
Sheriff and Detention:				
Salaries and wages	65,861,522	66,936,467	(1,074,945)	64,867,694
Employee benefits	42,007,841	39,942,605	2,065,236	39,951,421
Services and supplies	19,502,728	17,428,251	2,074,477	17,970,251
Capital Outlay	-	94,112	(94,112)	101,699
	<u>127,372,091</u>	<u>124,401,435</u>	<u>2,970,656</u>	<u>122,891,065</u>
Medical Examiner:				
Salaries and wages	2,558,434	2,626,349	(67,915)	2,386,062
Employee benefits	1,118,559	1,059,142	59,417	1,054,518
Services and supplies	822,839	823,858	(1,019)	730,276
Capital Outlay	-	-	-	28,346
	<u>4,499,832</u>	<u>4,509,349</u>	<u>(9,517)</u>	<u>4,199,202</u>
County Manager:				
Salaries and wages	89,039	219,761	(130,722)	82,800
Employee benefits	47,321	97,283	(49,962)	44,838
Services and supplies	4,189,982	(163,256)	4,353,238	8,635,280
Capital Outlay	150,000	56,603	93,397	79,286
	<u>4,476,342</u>	<u>210,391</u>	<u>4,265,951</u>	<u>8,842,204</u>
Juvenile Services:				
Salaries and wages	9,416,407	8,608,064	808,343	8,521,872
Employee benefits	5,867,232	5,337,479	529,753	5,456,080
Services and supplies	1,675,233	1,334,314	340,919	1,503,264
Capital Outlay	-	-	-	57,797
	<u>16,958,872</u>	<u>15,279,857</u>	<u>1,679,015</u>	<u>15,539,013</u>
Fire Suppression:				
Salaries and wages	150,175	159,236	(9,061)	167,187
Employee benefits	93,478	87,296	6,182	89,349
Services and supplies	737,848	688,156	49,692	715,634
	<u>981,501</u>	<u>934,688</u>	<u>46,813</u>	<u>972,170</u>

**WASHOE COUNTY, NEVADA**  
**GENERAL FUND**  
**SCHEDULE OF REVENUES, EXPENDITURES AND CHANGES IN FUND BALANCES - BUDGET AND ACTUAL**  
**FOR THE YEAR ENDED JUNE 30, 2021**  
**(WITH COMPARATIVE ACTUAL AMOUNTS FOR THE YEAR ENDED JUNE 30, 2020)**

	2021			2020
	Budget	Actual	Variance	Actual
Emergency Management:				
Salaries and wages	\$ 161,200	\$ 209,454	\$ (48,254)	\$ 185,962
Employee benefits	82,559	93,647	(11,088)	102,276
Services and supplies	39,927	26,166	13,761	35,790
	<u>283,686</u>	<u>329,267</u>	<u>(45,581)</u>	<u>324,028</u>
Protective Services:				
Alternative Sentencing:				
Salaries and wages	1,437,805	1,287,590	150,215	1,185,907
Employee benefits	553,102	506,422	46,680	478,574
Services and supplies	642,717	584,701	58,016	470,436
Capital outlay	27,702	29,001	(1,299)	13,355
	<u>2,661,326</u>	<u>2,407,714</u>	<u>253,612</u>	<u>2,148,272</u>
Public Administrator:				
Salaries and wages	833,266	803,366	29,900	810,448
Employee benefits	490,671	461,404	29,267	472,147
Services and supplies	75,211	57,805	17,406	53,639
	<u>1,399,148</u>	<u>1,322,575</u>	<u>76,573</u>	<u>1,336,234</u>
Public Guardian:				
Salaries and wages	1,298,004	1,200,589	97,415	1,191,742
Employee benefits	722,935	669,522	53,413	680,901
Services and supplies	88,284	75,578	12,706	72,683
	<u>2,109,223</u>	<u>1,945,689</u>	<u>163,534</u>	<u>1,945,326</u>
Subtotal Protective Services	<u>6,169,697</u>	<u>5,675,978</u>	<u>493,719</u>	<u>5,429,832</u>
Other Public Safety:				
Salaries and wages-budgeted savings	(1,978,159)	-	(1,978,159)	-
Employee benefits-budgeted savings	(1,941,902)	-	(1,941,902)	-
Services and supplies-unbudgeted savings	58,630	(860,616)	919,246	-
	<u>(3,861,431)</u>	<u>(860,616)</u>	<u>(3,000,815)</u>	<u>-</u>
Subtotal Other Public Safety	<u>(3,861,431)</u>	<u>(860,616)</u>	<u>(3,000,815)</u>	<u>-</u>
<b>Total Public Safety Function</b>	<u>156,880,590</u>	<u>150,480,349</u>	<u>6,400,241</u>	<u>158,197,514</u>
<b>Public Works Function:</b>				
CSD - Public Works:				
Salaries and wages	6,453,372	5,534,348	919,024	5,670,600
Employee benefits	3,582,344	3,067,311	515,033	3,217,773
Services and supplies	5,091,721	4,869,573	222,148	5,361,936
Capital outlay	370,548	20,889	349,659	5,400
	<u>15,497,985</u>	<u>13,492,121</u>	<u>2,005,864</u>	<u>14,255,709</u>
Other Public Works				
Salaries and wages-budgeted savings	(402,412)	-	(402,412)	-
Employee benefits-budgeted savings	(166,124)	-	(166,124)	-
Services and Supplies-budgeted savings	-	(157,618)	157,618	-
	<u>(568,536)</u>	<u>(157,618)</u>	<u>(410,918)</u>	<u>-</u>
Subtotal Other Public Works	<u>(568,536)</u>	<u>(157,618)</u>	<u>(410,918)</u>	<u>-</u>
<b>Total Public Works Function</b>	<u>14,929,449</u>	<u>13,334,503</u>	<u>1,594,946</u>	<u>14,255,709</u>
<b>Welfare Function:</b>				
Human Services Department:				
Salaries and wages	1,071,855	981,930	89,925	1,089,274
Employee benefits	609,014	529,026	79,988	555,299
Services and supplies	355,077	350,657	4,420	468,401
	<u>2,035,946</u>	<u>1,861,613</u>	<u>174,333</u>	<u>2,112,974</u>
Other Welfare:				
Salaries and wages-budgeted savings	(122,188)	-	(122,188)	-
Employee benefits-budgeted savings	(26,022)	-	(26,022)	-
Services and supplies-budgeted savings	-	(108,118)	108,118	-
	<u>(148,210)</u>	<u>(108,118)</u>	<u>(40,092)</u>	<u>-</u>
Subtotal Other Welfare	<u>(148,210)</u>	<u>(108,118)</u>	<u>(40,092)</u>	<u>-</u>
<b>Total Welfare Function</b>	<u>1,887,736</u>	<u>1,753,495</u>	<u>134,241</u>	<u>2,112,974</u>



**WASHOE COUNTY, NEVADA**  
**GENERAL FUND**  
**SCHEDULE OF REVENUES, EXPENDITURES AND CHANGES IN FUND BALANCES - BUDGET AND ACTUAL**  
**FOR THE YEAR ENDED JUNE 30, 2021**  
**(WITH COMPARATIVE ACTUAL AMOUNTS FOR THE YEAR ENDED JUNE 30, 2020)**

	<u>2021</u>			<u>2020</u>
	<u>Budget</u>	<u>Actual</u>	<u>Variance</u>	<u>Actual</u>
<b>Culture and Recreation Function:</b>				
Library Department:				
Salaries and wages	6,112,716	5,633,264	479,452	5,756,699
Employee benefits	3,229,851	2,929,107	300,744	3,085,928
Services and supplies	921,797	832,855	88,942	849,582
	<u>10,264,364</u>	<u>9,395,226</u>	<u>869,138</u>	<u>9,692,209</u>
CSD - Regional Parks and Open Space:				
Salaries and wages	\$ 2,804,346	\$ 2,595,592	\$ 208,754	\$ 2,699,477
Employee benefits	1,489,299	1,347,535	141,764	1,409,851
Services and supplies	2,315,154	2,090,184	224,970	2,250,937
Capital outlay	110,000	43,974	66,026	111,352
	<u>6,718,799</u>	<u>6,077,285</u>	<u>641,514</u>	<u>6,471,617</u>
Other Culture and Recreation:				
Salaries and wages-budgeted savings	(361,928)	-	(361,928)	-
Employee benefits-unbudgeted savings	(215,066)	-	(215,066)	-
Services and supplies-budgeted savings	-	(2,306)	2,306	-
	<u>(576,994)</u>	<u>(2,306)</u>	<u>(574,688)</u>	<u>-</u>
Subtotal Other Culture and Recreation				
<b>Total Culture and Recreation Function</b>	<u>16,406,169</u>	<u>15,470,205</u>	<u>935,964</u>	<u>16,163,826</u>
<b>Community Support Function:</b>				
Services and supplies	219,761	107,892	111,869	195,642
<b>Total Community Support Function</b>	<u>219,761</u>	<u>107,892</u>	<u>111,869</u>	<u>195,642</u>
<b>Intergovernmental Expenditures:</b>				
Indigent Insurance Program	2,503,837	2,516,736	(12,899)	2,320,240
China Springs Youth Facility	1,257,969	1,253,935	4,034	1,261,788
Ethics Commission Assessment	25,000	24,742	258	23,023
Truckee Meadows Regional Planning	266,669	248,164	18,505	266,669
<b>Total Intergovernmental Expenditures</b>	<u>4,053,475</u>	<u>4,043,577</u>	<u>9,898</u>	<u>3,871,720</u>
<b>Total Expenditures</b>	<u>314,715,653</u>	<u>303,636,016</u>	<u>11,079,637</u>	<u>313,105,035</u>
<b>Excess (Deficiency) of Revenues</b>				
<b>Over (Under) Expenditures</b>	<u>23,985,281</u>	<u>104,006,463</u>	<u>80,021,182</u>	<u>58,263,895</u>
<b>Other Financing Sources (Uses)</b>				
Proceeds from asset disposition	5,000	-	(5,000)	42,707
Transfers:				
Special Revenue Funds-Transfers in	1,142,030	1,084,865	(57,165)	1,311,819
Internal Service Funds-(Transfers out)	-	(3,000,000)	(3,000,000)	3,000,000
Special Revenue Funds-(Transfers out)	(34,610,888)	(34,610,888)	-	(31,819,785)
Debt Service Funds-(Transfers out)	(6,314,872)	(6,248,891)	65,981	(6,018,031)
Capital Projects Funds-(Transfers out)	(670,000)	(3,010,000)	(2,340,000)	(4,334,098)
Intrafund transfers	(4,000)	-	4,000	-
	<u>(40,452,730)</u>	<u>(45,784,914)</u>	<u>(5,332,184)</u>	<u>(37,817,388)</u>
<b>Total Other Financing Sources (Uses)</b>	<u>(40,452,730)</u>	<u>(45,784,914)</u>	<u>(5,332,184)</u>	<u>(37,817,388)</u>
<b>Net Change in Fund Balances</b>	<u>(16,467,449)</u>	<u>58,221,549</u>	<u>74,688,998</u>	<u>20,446,507</u>
<b>Fund Balances, July 1</b>	<u>67,625,908</u>	<u>94,267,805</u>	<u>26,641,897</u>	<u>73,821,298</u>
<b>Fund Balances, June 30</b>	<u>\$ 51,158,459</u>	<u>\$ 152,489,354</u>	<u>\$ 101,330,895</u>	<u>\$ 94,267,805</u>



*This Page Intentionally Left Blank*



# **SPECIAL REVENUE FUNDS**

**SPECIAL REVENUE FUNDS**

Special revenue funds are used to account for specific revenues that are legally restricted to expenditures for particular purposes.

---

	<u>Page</u>
<b><u>Major Special Revenue Fund:</u></b>	
<b>Child Protective Services Fund:</b> To account for ad valorem taxes, grants and other revenue sources specifically appropriated to protect against the neglect, abandonment and abuse of children .....	107
<b>Other Restricted Fund:</b> To account for various specific resources restricted for specified purposes consistent with legal and operating requirements. Resources include: ad valorem tax apportionments for Cooperative Extension support, car rental tax for the Reno baseball stadium, court administrative assessments for court projects, and grants and restricted resources for various General Fund departments .....	108
<b><u>Nonmajor Special Revenue Funds:</u></b>	
<b>Health Fund:</b> To account for grants, user fees and other revenue sources specifically dedicated to on-going health programs and services.....	118
<b>Senior Services Fund:</b> To account for grants, charges for services and ad valorem taxes specifically appropriated to provide services for senior citizens.....	119
<b>Enhanced 911 Fund:</b> To account for Enhanced 911 fees specifically appropriated for the enhancement of the communication system for reporting emergencies .....	120
<b>Library Expansion Fund:</b> To account for ad valorem taxes and investment earnings specifically appropriated to fund expansion of the library system.....	121
<b>Animal Services Fund:</b> To account for ad valorem taxes and related investment earnings specifically appropriated to operate a regional animal services shelter and to provide regional field enforcement operations.....	122
<b>Regional Public Safety Training Center Fund:</b> To account for the operations and management of a public safety training center for the benefit of local public safety agencies .....	123
<b>Truckee River Flood Management Infrastructure Fund:</b> To account for resources derived from the 0.125% infrastructure sales tax and related investment earnings specifically appropriated to fund the Truckee River Flood Management Project and related debt service .....	124
<b>Regional Communication System Fund:</b> To account for the development, operations and management of the regional communications system for the benefit of participating public safety and non-public safety agencies .....	125
<b>Regional Permits System Fund:</b> To account for the development, operations and management of the regional permit system for the benefit of participating cities and counties agencies .....	126
<b>Central Truckee Meadows Remediation District Fund:</b> To account for resources derived from remediation fees and related investment earnings specifically appropriated for the remediation of the quality of water in the Central Truckee Meadows Remediation District.....	127
<b>Roads Fund:</b> To account for specific revenue sources that are restricted to the construction, purchase of equipment for that construction, maintenance and repair of county roads.....	128
<b>Marijuana Establishment Fund:</b> To account for specific revenue sources that are committed to regulatory zoning, business licensing and public safety associated with the legalization of marijuana.. .....	129
<b>Indigent Tax Levy Fund:</b> To account for ad valorem tax revenues and investment earnings specifically appropriated to provide assistance to the indigent .....	130

**WASHOE COUNTY, NEVADA**  
**CHILD PROTECTIVE SERVICES FUND**  
**SCHEDULE OF REVENUES, EXPENDITURES AND CHANGES IN FUND BALANCES - BUDGET AND ACTUAL**  
**FOR THE YEAR ENDED JUNE 30, 2021**  
**(WITH COMPARATIVE ACTUAL AMOUNTS FOR THE YEAR ENDED JUNE 30, 2020)**

	<b>2021</b>			<b>2020</b>
	<b>Budget</b>	<b>Actual</b>	<b>Variance</b>	<b>Actual</b>
<b>Revenues</b>				
Taxes:				
Ad valorem	\$ 6,676,888	\$ 6,743,520	\$ 66,632	\$ 6,307,912
Licenses and Permits:				
Day care licenses	22,500	20,290	(2,210)	21,330
Intergovernmental Revenues:				
Federal grants	34,015,540	25,429,961	(8,585,579)	23,168,200
State grants	18,851,223	18,170,735	(680,488)	18,043,145
Charges for Services:				
Service fees	6,017,000	6,162,524	145,524	5,873,576
Miscellaneous:				
Contributions and donations	26,199	26,199	-	53,800
Other	107,500	75,000	(32,500)	456,250
Total Revenues	<u>65,716,850</u>	<u>56,628,229</u>	<u>(9,088,621)</u>	<u>53,924,213</u>
<b>Expenditures</b>				
Welfare Function:				
Salaries and wages	20,662,066	19,276,591	1,385,475	18,469,077
Employee benefits	11,428,713	10,421,840	1,006,873	10,405,226
Services and supplies	41,683,247	31,306,617	10,376,630	31,509,866
Capital outlay	154,200	24,060	130,140	97,750
Total Expenditures	<u>73,928,226</u>	<u>61,029,108</u>	<u>12,899,118</u>	<u>60,481,919</u>
Excess (Deficiency) of Revenues Over (Under) Expenditures	<u>(8,211,376)</u>	<u>(4,400,879)</u>	<u>3,810,497</u>	<u>(6,557,706)</u>
<b>Other Financing Sources (Uses)</b>				
Transfers:				
General Fund	447,237	447,237	-	447,237
Indigent Tax Levy Fund	7,498,422	7,498,422	-	1,429,665
Capital Improvements Fund	-	-	-	-
Total Other Financing Sources (Uses)	<u>7,945,659</u>	<u>7,945,659</u>	<u>-</u>	<u>1,876,902</u>
Net Change in Fund Balances	<u>(265,717)</u>	<u>3,544,780</u>	<u>3,810,497</u>	<u>(4,680,804)</u>
<b>Fund Balances, July 1</b>	<u>6,835,526</u>	<u>6,908,510</u>	<u>72,984</u>	<u>11,589,314</u>
<b>Fund Balances, June 30</b>	<u>\$ 6,569,809</u>	<u>\$ 10,453,290</u>	<u>\$ 3,883,481</u>	<u>\$ 6,908,510</u>

**WASHOE COUNTY, NEVADA  
OTHER RESTRICTED FUND  
SCHEDULE OF REVENUES, EXPENDITURES AND CHANGES IN FUND BALANCES - BUDGET AND ACTUAL  
FOR THE YEAR ENDED JUNE 30, 2021  
(WITH COMPARATIVE ACTUAL AMOUNTS FOR THE YEAR ENDED JUNE 30, 2020)**

	2021			2020
	Budget	Actual	Variance	Actual
<b>Revenues</b>				
Taxes:				
Ad valorem	\$ 1,669,221	\$ 1,685,902	\$ 16,681	\$ 1,576,995
Car rental	1,558,970	1,313,586	(245,384)	1,442,391
Intergovernmental revenues:				
Federal grants	41,756,380	27,486,898	(14,269,482)	6,729,403
Federal narcotics forfeitures	110,800	34,551	(76,249)	155,734
State grants	1,131,627	1,340,645	209,018	1,788,229
Local contributions	872,895	639,611	(233,284)	628,739
Charges for Services:				
General Government:				
Recorder fees	402,001	727,490	325,489	568,055
Map fees	94,000	66,905	(27,095)	75,120
Assessor commissions	525,000	807,949	282,949	688,705
Other	6,000	26,855	20,855	23,650
Judicial	1,391,500	1,049,256	(342,244)	983,544
Public Safety	1,043,213	1,271,650	228,437	988,640
Public Works	110,695	137,608	26,913	94,087
Welfare	90,000	89,516	(484)	71,220
Culture and Recreation	253,408	67,072	(186,336)	103,774
Fines and Forfeitures:				
Court fines	3,733,473	2,478,525	(1,254,948)	2,686,572
Forfeitures/bail	80,100	114,835	34,735	53,401
Miscellaneous:				
Investment earnings	49,550	81,318	31,768	93,883
Net increase (decrease) in the fair value of investments	-	(67,915)	(67,915)	153,446
Contributions and donations	13,769,613	1,137,227	(12,632,386)	549,400
Other	25,000	1,041,471	1,016,471	27,423
Total Revenues	68,673,446	41,530,955	(27,142,491)	19,482,411
<b>Expenditures</b>				
General Government Function:				
County Manager:				
Salaries and wages	-	45,962	-	-
Employee benefits	-	6,132	-	-
Services and supplies	27,303,858	21,123,781	-	-
Capital outlay	-	870,109	(870,109)	44,047
	27,303,858	22,045,984	(870,109)	44,047
Assessor:				
Services and supplies	2,118,611	598,527	1,520,084	503,064
Capital outlay	150,000	-	150,000	77,270
	2,268,611	598,527	1,670,084	580,334
Clerk:				
Services and supplies	67,660	4,873	62,787	6,848
Registrar of Voters:				
Salaries and wages	277,479	277,598	(119)	-
Employee benefits	-	2	(2)	-
Services and supplies	1,397,661	1,199,728	197,933	303,476
Capital outlay	441,826	359,119	82,707	72,670
	2,116,966	1,836,447	280,519	376,146

(CONTINUED)

**WASHOE COUNTY, NEVADA  
OTHER RESTRICTED FUND  
SCHEDULE OF REVENUES, EXPENDITURES AND CHANGES IN FUND BALANCES - BUDGET AND ACTUAL  
FOR THE YEAR ENDED JUNE 30, 2021  
(WITH COMPARATIVE ACTUAL AMOUNTS FOR THE YEAR ENDED JUNE 30, 2020)**

	2021			2020
	Budget	Actual	Variance	Actual
Recorder:				
Salaries and wages	\$ 86,711	\$ 77,903	\$ 8,808	\$ 73,832
Employee benefits	35,762	35,630	132	34,333
Services and supplies	3,520,952	576,567	2,944,385	325,798
Capital outlay	-	-	-	24,559
	<u>3,643,425</u>	<u>690,100</u>	<u>2,953,325</u>	<u>458,522</u>
Technology Services:				
Services and supplies	<u>306,815</u>	<u>89,354</u>	<u>217,461</u>	<u>62,833</u>
Community Development:				
Services and supplies	<u>379</u>	<u>78</u>	<u>301</u>	<u>608</u>
Total General Government Function	<u>35,707,714</u>	<u>25,265,363</u>	<u>4,314,368</u>	<u>1,529,338</u>
Judicial Function:				
District Court:				
Salaries and wages	747,275	679,210	68,065	816,183
Employee benefits	440,108	433,145	6,963	328,688
Services and supplies	9,104,908	1,017,562	8,087,346	1,466,138
Capital outlay	457,974	-	457,974	246,003
	<u>10,750,265</u>	<u>2,129,917</u>	<u>8,620,348</u>	<u>2,857,012</u>
District Attorney:				
Salaries and wages	3,560,337	2,234,619	1,325,718	2,182,551
Employee benefits	1,652,981	1,141,362	511,619	1,208,284
Services and supplies	1,530,543	437,433	1,093,110	462,161
Capital outlay	-	-	-	39,039
	<u>6,743,861</u>	<u>3,813,414</u>	<u>2,930,447</u>	<u>3,892,035</u>
Justice Courts:				
Reno Justice Court:				
Salaries and wages	54,595	6,477	48,118	52,791
Employee Benefits	-	559	(559)	3,709
Services and supplies	3,072,436	466,830	2,605,606	693,369
	<u>3,127,031</u>	<u>473,866</u>	<u>2,653,165</u>	<u>749,869</u>
Sparks Justice Court:				
Salaries and wages	22,887	9,463	13,424	7,251
Employee Benefits	-	167	(167)	133
Services and supplies	810,628	131,596	679,032	123,879
Capital Outlay	-	-	-	2,251
	<u>833,515</u>	<u>141,226</u>	<u>692,289</u>	<u>133,514</u>
Incline Justice Court:				
Services and supplies	<u>114,268</u>	<u>39,498</u>	<u>74,770</u>	<u>24,065</u>
Wadsworth Justice Court:				
Salaries and wages	8,000	-	-	-
Services and supplies	204,144	9,444	194,700	8,227
	<u>212,144</u>	<u>9,444</u>	<u>194,700</u>	<u>8,227</u>
Incline Constable:				
Services and supplies	<u>251</u>	<u>-</u>	<u>251</u>	<u>-</u>

(CONTINUED)

**WASHOE COUNTY, NEVADA  
OTHER RESTRICTED FUND  
SCHEDULE OF REVENUES, EXPENDITURES AND CHANGES IN FUND BALANCES - BUDGET AND ACTUAL  
FOR THE YEAR ENDED JUNE 30, 2021  
(WITH COMPARATIVE ACTUAL AMOUNTS FOR THE YEAR ENDED JUNE 30, 2020)**

	2021			2020
	Budget	Actual	Variance	Actual
Neighborhood Justice Center:				
Services and supplies	\$ 125,000	\$ 68,643	\$ 56,357	\$ 81,820
Total Judicial Function	21,906,335	6,676,008	15,222,327	7,746,542
Public Safety Function:				
County Manager:				
Salaries and wages	249,839	51,777	-	-
Employee benefits	86,814	30,286	-	-
Services and supplies	475,868	176,196	-	-
	812,521	258,259	-	-
Sheriff:				
Salaries and wages	8,855,093	546,940	8,308,153	435,911
Employee benefits	4,236,035	139,531	4,096,504	130,962
Services and supplies	6,407,443	1,588,414	4,819,029	1,429,577
Capital outlay	859,075	225,569	633,506	356,294
	20,357,646	2,500,454	17,857,192	2,352,744
Medical Examiner:				
Salaries and wages	84,839	62,741	22,098	59,354
Employee benefits	39,720	33,030	6,690	29,998
Services and supplies	227,318	78,882	148,436	63,940
	351,877	174,653	177,224	153,292
Fire Suppression:				
Salaries and wages	10,529	-	10,529	10,656
Employee benefits	-	-	-	188
Services and supplies	300	770	(470)	2,855
	10,829	770	10,059	13,699
Juvenile Services:				
Salaries and wages	523,231	191,867	331,364	347,143
Employee benefits	150,889	76,973	73,916	122,156
Services and supplies	3,345,743	603,564	2,742,179	591,136
Capital outlay	-	-	-	11,617
	4,019,863	872,404	3,147,459	1,072,052
Emergency Management:				
Salaries and wages	239,310	51,777	187,533	32,265
Employee benefits	86,814	30,286	56,528	13,257
Services and supplies	475,568	175,426	300,142	491,378
	801,692	257,489	544,203	536,900
Total Public Safety Function	25,541,907	3,805,770	21,736,137	4,128,687
Public Works Function:				
CSD - Public Works:				
Salaries and wages	66,804	66,645	159	60,553
Employee benefits	35,823	36,902	(1,079)	33,182
Services and supplies	880,865	718,882	161,983	725,961
Capital outlay	74,648	71,415	3,233	-
Total Public Works Function	1,058,140	893,844	164,296	819,696

(CONTINUED)



**WASHOE COUNTY, NEVADA  
OTHER RESTRICTED FUND  
SCHEDULE OF REVENUES, EXPENDITURES AND CHANGES IN FUND BALANCES - BUDGET AND ACTUAL  
FOR THE YEAR ENDED JUNE 30, 2021  
(WITH COMPARATIVE ACTUAL AMOUNTS FOR THE YEAR ENDED JUNE 30, 2020)**

	2021			2020
	Budget	Actual	Variance	Actual
Welfare Function:				
Human Services				
Services and supplies	\$ 135,784	\$ 73,177	\$ 62,607	\$ 90,255
Total Welfare Function	135,784	73,177	62,607	90,255
Culture and Recreation Function:				
Library:				
Services and supplies	43,954	43,880	74	24,465
CSD - Regional Parks and Open Space:				
Salaries and wages	35,182	35,270	(88)	32,595
Employee benefits	18,218	18,187	31	15,527
Services and supplies	1,025,110	96,838	928,272	69,151
	1,078,510	150,295	928,215	117,273
May Center:				
Salaries and wages	285,010	245,513	39,497	269,009
Employee benefits	115,599	111,647	3,952	114,237
Services and supplies	346,263	99,924	246,339	251,350
	746,872	457,084	289,788	634,596
Total Culture and Recreation Function	1,869,336	651,259	1,218,077	776,334
Intergovernmental:				
Cooperative Extension apportionment	1,669,221	1,680,000	(10,779)	1,549,126
Total Expenditures	87,888,437	39,045,421	48,843,016	16,639,978
Excess (Deficiency) of Revenues Over (Under) Expenditures	(19,214,991)	2,485,534	21,700,525	2,842,433
<b>Other Financing Sources (Uses)</b>				
Proceeds from asset disposition	-	5,412	5,412	-
Transfers:				
General Fund	(143,030)	(159,786)	(16,756)	(74,576)
Debt Service Fund	(1,558,970)	(1,462,931)	96,039	(1,707,405)
Capital Improvement Fund	(1,568,266)	(159,123)	1,409,143	(121,388)
Total Other Financing Sources (Uses)	(3,270,266)	(1,776,428)	1,488,426	(1,903,369)
Net Change in Fund Balances	(22,485,257)	709,106	23,194,363	939,064
<b>Fund Balances, July 1</b>	23,527,436	24,106,929	579,493	23,167,865
<b>Fund Balances, June 30</b>	\$ 1,042,179	\$ 24,816,035	\$ 23,773,856	\$ 24,106,929

**WASHOE COUNTY, NEVADA**  
**NONMAJOR SPECIAL REVENUE FUNDS**  
**COMBINING BALANCE SHEET**  
**JUNE 30, 2021**

	<u>Health Fund</u>	<u>Senior Services Fund</u>	<u>Enhanced 911 Fund</u>	<u>Library Expansion Fund</u>	<u>Animal Services Fund</u>
<b>Assets</b>					
Cash and investments	\$ 11,423,256	\$ 616,519	\$ 6,514,988	\$ 4,058,707	\$ 6,527,845
Accounts receivable	20,718	-	508,280	-	280,268
Property taxes receivable	-	12,851	-	25,704	39,603
Other taxes receivable	-	-	-	-	-
Interest receivable	-	-	16,379	9,543	16,616
Due from other funds	-	-	-	-	-
Due from other governments	5,663,834	1,417,363	283	-	2,460
Deposits and prepaid items	-	-	-	-	-
<b>Total Assets</b>	<b>\$ 17,107,808</b>	<b>\$ 2,046,733</b>	<b>\$ 7,039,930</b>	<b>\$ 4,093,954</b>	<b>\$ 6,866,792</b>
<b>Liabilities</b>					
Accounts payable	\$ 585,517	\$ 142,230	\$ 104,920	\$ 95,214	\$ 16,269
Accrued salaries and benefits	479,110	64,488	4,720	32,086	98,604
Contracts/retention payable	-	-	-	-	-
Due to other funds	-	-	-	-	-
Due to other governments	750,215	13,507	323,531	-	-
Deposits	-	-	-	-	-
Other liabilities	-	1,788	-	-	151
<b>Total Liabilities</b>	<b>1,814,842</b>	<b>222,013</b>	<b>433,171</b>	<b>127,300</b>	<b>115,024</b>
<b>Deferred Inflows of Resources</b>					
Unavailable revenue - grants and other revenue	16,285	43,534	-	-	25,766
Unavailable revenue - property taxes	-	10,629	-	21,259	32,849
<b>Total Deferred Inflows of Resources</b>	<b>16,285</b>	<b>54,163</b>	<b>-</b>	<b>21,259</b>	<b>58,615</b>
<b>Fund Balances</b>					
Restricted	15,276,681	78,777	6,606,759	3,201,016	218,222
Committed	-	1,691,780	-	744,379	6,474,931
Assigned	-	-	-	-	-
<b>Total Fund Balances</b>	<b>15,276,681</b>	<b>1,770,557</b>	<b>6,606,759</b>	<b>3,945,395</b>	<b>6,693,153</b>
<b>Total Liabilities, Deferred Inflows of Resources, and Fund Balances</b>	<b>\$ 17,107,808</b>	<b>\$ 2,046,733</b>	<b>\$ 7,039,930</b>	<b>\$ 4,093,954</b>	<b>\$ 6,866,792</b>

(CONTINUED)

**WASHOE COUNTY, NEVADA  
NONMAJOR SPECIAL REVENUE FUNDS  
COMBINING BALANCE SHEET  
JUNE 30, 2021**

	<b>Regional Public Safety Training Center Fund</b>	<b>Truckee River Flood Management Infrastructure Fund</b>	<b>Regional Communications System Fund</b>	<b>Regional Permits System Fund</b>
<b>Assets</b>				
Cash and investments	\$ 1,531,129	\$ 130,526	\$ 4,605,776	\$ 719,643
Accounts receivable	5,350	-	-	-
Property taxes receivable	-	-	-	-
Other taxes receivable	-	-	-	-
Interest receivable	3,622	210	10,264	1,512
Due from other funds	-	-	-	-
Due from other governments	2,006	2,441,508	69,822	-
Deposits and prepaid items	-	-	5,791	-
<b>Total Assets</b>	<b>\$ 1,542,107</b>	<b>\$ 2,572,244</b>	<b>\$ 4,691,653</b>	<b>\$ 721,155</b>
<b>Liabilities</b>				
Accounts payable	\$ 4,861	\$ 60	\$ 23,124	\$ -
Accrued salaries and benefits	8,917	25,348	16,458	-
Contracts/retention payable	-	-	-	-
Due to other funds	-	-	-	-
Due to other governments	522	-	-	-
Deposits	-	-	-	-
Other liabilities	-	-	-	-
<b>Total Liabilities</b>	<b>14,300</b>	<b>25,408</b>	<b>39,582</b>	<b>-</b>
<b>Deferred Inflows of Resources</b>				
Unavailable revenue - grants and other revenue	1,100	-	10,783	-
Unavailable revenue - property taxes	-	-	-	-
<b>Total Deferred Inflows of Resources</b>	<b>1,100</b>	<b>-</b>	<b>10,783</b>	<b>-</b>
<b>Fund Balances</b>				
Restricted	1,526,707	2,546,836	4,641,288	721,155
Committed	-	-	-	-
Assigned	-	-	-	-
<b>Total Fund Balances</b>	<b>1,526,707</b>	<b>2,546,836</b>	<b>4,641,288</b>	<b>721,155</b>
<b>Total Liabilities, Deferred Inflows of Resources, and Fund Balances</b>	<b>\$ 1,542,107</b>	<b>\$ 2,572,244</b>	<b>\$ 4,691,653</b>	<b>\$ 721,155</b>

(CONTINUED)

Central Truckee Meadows Remediation District Fund	Roads Fund	Marijuana Establishment Fund	Indigent Tax Levy Fund	Total
\$ 5,022,733	\$ 8,387,232	\$ 432,157	\$ 5,590,156	\$ 55,560,667
5,282	74,990	-	-	894,888
-	-	-	77,126	155,284
-	1,890,800	-	-	1,890,800
13,029	18,079	2,648	15,169	107,071
-	799	-	-	799
2,937	-	-	517,387	10,117,600
-	-	-	-	5,791
<u>\$ 5,043,981</u>	<u>\$ 10,371,900</u>	<u>\$ 434,805</u>	<u>\$ 6,199,838</u>	<u>\$ 68,732,900</u>
\$ 14,899	\$ 132,485	\$ -	\$ 911,647	\$ 2,031,226
15,356	154,964	-	201,676	1,101,727
-	11,679	-	-	11,679
962	-	-	-	962
242,186	81	-	893,552	2,223,594
-	304,421	-	-	304,421
-	-	-	-	1,939
<u>273,403</u>	<u>603,630</u>	<u>-</u>	<u>2,006,875</u>	<u>5,675,548</u>
-	-	-	9,846	107,314
2,915	-	-	63,787	131,439
<u>2,915</u>	<u>-</u>	<u>-</u>	<u>73,633</u>	<u>238,753</u>
2,804,094	-	-	4,119,330	41,740,865
1,963,569	1,291,053	434,805	-	12,600,517
-	8,477,217	-	-	8,477,217
<u>4,767,663</u>	<u>9,768,270</u>	<u>434,805</u>	<u>4,119,330</u>	<u>62,818,599</u>
<u>\$ 5,043,981</u>	<u>\$ 10,371,900</u>	<u>\$ 434,805</u>	<u>\$ 6,199,838</u>	<u>\$ 68,732,900</u>

**WASHOE COUNTY, NEVADA**  
**NONMAJOR SPECIAL REVENUE FUNDS**  
**COMBINING STATEMENT OF REVENUES, EXPENDITURES AND CHANGES IN FUND BALANCES**  
**FOR THE YEAR ENDED JUNE 30, 2021**

	<u>Health Fund</u>	<u>Senior Services Fund</u>	<u>Enhanced 911 Fund</u>	<u>Library Expansion Fund</u>
<b>Revenues</b>				
Taxes:				
Ad valorem	\$ -	\$ 1,685,903	\$ -	\$ 3,371,773
County Option MVFT 1.0 Cent	-	-	-	-
Licenses and permits	3,796,628	-	-	-
Intergovernmental revenues	21,479,132	2,139,435	-	-
Charges for services	4,313,169	703,474	5,818,494	-
Fines and forfeits	139,500	-	-	-
Miscellaneous	251,215	56,996	16,205	4,491
Total Revenues	<u>29,979,644</u>	<u>4,585,808</u>	<u>5,834,699</u>	<u>3,376,264</u>
<b>Expenditures</b>				
Current:				
General government	-	-	-	-
Public safety	-	-	4,344,156	-
Public works	-	-	-	-
Health and sanitation	32,209,360	-	-	-
Welfare	-	5,524,247	-	-
Culture and recreation	-	-	-	2,470,164
Total Expenditures	<u>32,209,360</u>	<u>5,524,247</u>	<u>4,344,156</u>	<u>2,470,164</u>
Excess (Deficiency) of Revenues Over (Under) Expenditures	<u>(2,229,716)</u>	<u>(938,439)</u>	<u>1,490,543</u>	<u>906,100</u>
<b>Other Financing Sources (Uses)</b>				
Transfers in	9,516,856	1,406,782	-	-
Transfers out	<u>(72,552)</u>	<u>-</u>	<u>(750,000)</u>	<u>-</u>
Total Other Financing Sources (Uses)	<u>9,444,304</u>	<u>1,406,782</u>	<u>(750,000)</u>	<u>-</u>
Net Change in Fund Balances	7,214,588	468,343	740,543	906,100
<b>Fund Balances, July 1, (as restated) Note 19</b>	<u>8,062,093</u>	<u>1,302,214</u>	<u>5,866,216</u>	<u>3,039,295</u>
<b>Fund Balances, June 30</b>	<u>\$ 15,276,681</u>	<u>\$ 1,770,557</u>	<u>\$ 6,606,759</u>	<u>\$ 3,945,395</u>

(CONTINUED)

<b>Animal Services Fund</b>	<b>Regional Public Safety Training Center Fund</b>	<b>Truckee River Flood Management Infrastructure Fund</b>	<b>Regional Communications System Fund</b>	<b>Regional Permits System Fund</b>	<b>Central Truckee Meadows Remediation District Fund</b>
\$ 5,180,685	\$ -	\$ -	\$ -	\$ -	\$ -
-	-	-	-	-	-
331,280	-	-	-	-	-
-	-	13,037,229	2,367,187	294,106	-
177,088	931,320	-	-	249,402	1,250,486
-	-	-	-	-	-
204,472	77,226	1,073,773	23,573	(1,250)	22,672
<u>5,893,525</u>	<u>1,008,546</u>	<u>14,111,002</u>	<u>2,390,760</u>	<u>542,258</u>	<u>1,273,158</u>
-	-	-	-	466,569	-
5,745,714	681,168	11,305,497	1,312,115	-	-
-	-	-	-	-	-
-	-	-	-	-	1,405,056
-	-	-	-	-	-
-	-	-	-	-	-
<u>5,745,714</u>	<u>681,168</u>	<u>11,305,497</u>	<u>1,312,115</u>	<u>466,569</u>	<u>1,405,056</u>
<u>147,811</u>	<u>327,378</u>	<u>2,805,505</u>	<u>1,078,645</u>	<u>75,689</u>	<u>(131,898)</u>
-	-	-	-	72,552	-
<u>(451,238)</u>	<u>-</u>	<u>(2,325,839)</u>	<u>(930,863)</u>	<u>-</u>	<u>-</u>
<u>(451,238)</u>	<u>-</u>	<u>(2,325,839)</u>	<u>(930,863)</u>	<u>72,552</u>	<u>-</u>
<u>(303,427)</u>	<u>327,378</u>	<u>479,666</u>	<u>147,782</u>	<u>148,241</u>	<u>(131,898)</u>
<u>6,996,580</u>	<u>1,199,329</u>	<u>2,067,170</u>	<u>4,493,506</u>	<u>572,914</u>	<u>4,899,561</u>
<u>\$ 6,693,153</u>	<u>\$ 1,526,707</u>	<u>\$ 2,546,836</u>	<u>\$ 4,641,288</u>	<u>\$ 721,155</u>	<u>\$ 4,767,663</u>

(CONTINUED)

**WASHOE COUNTY, NEVADA**  
**NONMAJOR SPECIAL REVENUE FUNDS**  
**COMBINING STATEMENT OF REVENUES, EXPENDITURES AND CHANGES IN FUND BALANCES**  
**FOR THE YEAR ENDED JUNE 30, 2020**

	<b>Roads Fund</b>	<b>Marijuana Establishment Fund</b>	<b>Indigent Tax Levy Fund</b>	<b>TOTAL</b>
<b>Revenues</b>				
Taxes:				
Ad valorem	\$ -	\$ -	\$ 10,115,317	\$ 20,353,678
County Option MVFT 1.0 Cent	805,330	-	-	805,330
Licenses and permits	-	1,270,462	-	5,398,370
Intergovernmental revenues	9,449,536	-	1,630,624	50,397,249
Charges for services	596,485	-	926,361	14,966,279
Fines and forfeits	-	-	-	139,500
Miscellaneous	151,257	(5,015)	4,484,844	6,360,459
Total Revenues	11,002,608	1,265,447	17,157,146	98,420,865
<b>Expenditures</b>				
Current:				
General government	-	425	-	466,994
Public safety	-	-	-	23,388,650
Public works	14,319,320	-	-	14,319,320
Health and sanitation	-	-	-	33,614,416
Welfare	-	-	32,071,500	37,595,747
Culture and recreation	-	-	-	2,470,164
Total Expenditures	14,319,320	425	32,071,500	111,855,291
Excess (Deficiency) of Revenues Over (Under) Expenditures	(3,316,712)	1,265,022	(14,914,354)	(13,434,426)
<b>Other Financing Sources (Uses)</b>				
Transfers in	3,023,620	-	22,166,393	36,186,203
Transfers out	-	(925,077)	(9,982,657)	(15,438,226)
Total Other Financing Sources (Uses)	3,023,620	(925,077)	12,183,736	20,747,977
Net Change in Fund Balances	(293,092)	339,945	(2,730,618)	7,313,551
<b>Fund Balances, July 1, (as restated) Note 19</b>	10,061,362	94,860	6,849,948	55,505,048
<b>Fund Balances, June 30</b>	\$ 9,768,270	\$ 434,805	\$ 4,119,330	\$ 62,818,599

**WASHOE COUNTY, NEVADA**  
**HEALTH FUND**  
**SCHEDULE OF REVENUES, EXPENDITURES AND CHANGES IN FUND BALANCES - BUDGET AND ACTUAL**  
**FOR THE YEAR ENDED JUNE 30, 2021**  
**(WITH COMPARATIVE ACTUAL AMOUNTS FOR THE YEAR ENDED JUNE 30, 2020)**

	<b>2021</b>			<b>2020</b>
	<b>Budget</b>	<b>Actual</b>	<b>Variance</b>	<b>Actual</b>
<b>Revenues</b>				
Licenses and permits	\$ 3,626,311	\$ 3,796,628	\$ 170,317	\$ 3,340,170
Intergovernmental Revenues:				
Federal grants	39,135,209	19,858,153	(19,277,056)	5,477,611
State grants	714,525	669,882	(44,643)	374,752
Other	1,153,105	951,097	(202,008)	1,157,496
Charges for Services:				
Health	3,319,806	4,313,169	993,363	3,350,406
Fine and Forfeitures	-	139,500	139,500	-
Miscellaneous:				
Contributions and donations	14,950	8,437	(6,513)	10,015
Other	199,075	242,778	43,703	193,345
Total Revenues	<u>48,162,981</u>	<u>29,979,644</u>	<u>(18,183,337)</u>	<u>13,903,795</u>
<b>Expenditures</b>				
Health and Sanitation Function:				
Salaries and wages	18,760,604	13,118,889	5,641,715	12,010,723
Employee benefits	8,493,671	6,210,971	2,282,700	6,049,423
Services and supplies	31,789,225	12,093,186	19,696,039	4,923,668
Capital outlay	856,051	786,314	69,737	161,920
Total Expenditures	<u>59,899,551</u>	<u>32,209,360</u>	<u>27,690,191</u>	<u>23,145,734</u>
Excess (Deficiency) of Revenues Over (Under) Expenditures	<u>(11,736,570)</u>	<u>(2,229,716)</u>	<u>9,506,854</u>	<u>(9,241,939)</u>
<b>Other Financing Sources (Uses)</b>				
Transfers in	9,516,856	9,516,856	-	9,516,856
Transfers out	<u>(69,489)</u>	<u>(72,552)</u>	<u>(3,063)</u>	<u>(54,360)</u>
Total Other Financing Sources (Uses)	<u>9,447,367</u>	<u>9,444,304</u>	<u>(3,063)</u>	<u>9,462,496</u>
Net Change in Fund Balances	<u>(2,289,203)</u>	<u>7,214,588</u>	<u>9,503,791</u>	<u>220,557</u>
<b>Fund Balances, July 1</b>	<u>8,332,680</u>	<u>8,062,093</u>	<u>(270,587)</u>	<u>7,841,536</u>
<b>Fund Balances, June 30</b>	<u>\$ 6,043,477</u>	<u>\$ 15,276,681</u>	<u>\$ 9,233,204</u>	<u>\$ 8,062,093</u>



**WASHOE COUNTY, NEVADA**  
**SENIOR SERVICES FUND**  
**SCHEDULE OF REVENUES, EXPENDITURES AND CHANGES IN FUND BALANCES - BUDGET AND ACTUAL**  
**FOR THE YEAR ENDED JUNE 30, 2021**  
**(WITH COMPARATIVE ACTUAL AMOUNTS FOR THE YEAR ENDED JUNE 30, 2020)**

	<u>2021</u>			<u>2020</u>
	<u>Budget</u>	<u>Actual</u>	<u>Variance</u>	<u>Actual</u>
<b>Revenues</b>				
Taxes:				
Ad valorem	\$ 1,669,221	\$ 1,685,903	\$ 16,682	\$ 1,576,995
Intergovernmental Revenues:				
Federal grants	2,105,777	1,616,137	(489,640)	1,611,460
State and local grants	898,304	523,298	(375,006)	868,507
Charges for Services:				
Senior law project fees	75,000	46,619	(28,381)	43,848
Program income	178,857	116,536	(62,321)	107,194
Other	870,050	540,319	(329,731)	389,595
Miscellaneous:				
Contributions and donations	21,652	6,065	(15,587)	7,763
Reimbursements	25,450	3,016	(22,434)	31,231
Other	64,350	47,915	(16,435)	77,944
Total Revenues	<u>5,908,661</u>	<u>4,585,808</u>	<u>(1,322,853)</u>	<u>4,714,537</u>
<b>Expenditures</b>				
Welfare Function:				
Salaries and wages	1,645,454	1,670,673	(25,219)	1,845,772
Employee benefits	899,828	915,720	(15,892)	1,006,958
Services and supplies	4,610,061	2,589,319	2,020,742	2,974,145
Capital outlay	328,249	348,535	(20,286)	97,035
Total Expenditures	<u>7,483,592</u>	<u>5,524,247</u>	<u>1,959,345</u>	<u>5,923,910</u>
Excess (Deficiency) of Revenues Over (Under) Expenditures	(1,574,931)	(938,439)	636,492	(1,209,373)
<b>Other Financing Sources (Uses)</b>				
Transfers:				
General Fund	1,406,782	1,406,782	-	1,406,782
Net Change in Fund Balances	(168,149)	468,343	636,492	197,409
Fund Balances, July 1	868,564	1,302,214	433,650	1,104,805
Fund Balances, June 30	<u>\$ 700,415</u>	<u>\$ 1,770,557</u>	<u>\$ 1,070,142</u>	<u>\$ 1,302,214</u>

**WASHOE COUNTY, NEVADA**  
**ENHANCED 911 FUND**  
**SCHEDULE OF REVENUES, EXPENDITURES AND CHANGES IN FUND BALANCES - BUDGET AND ACTUAL**  
**FOR THE YEAR ENDED JUNE 30, 2021**  
**(WITH COMPARATIVE ACTUAL AMOUNTS FOR THE YEAR ENDED JUNE 30, 2020)**

	<u>2021</u>			<u>2020</u>
	<u>Budget</u>	<u>Actual</u>	<u>Variance</u>	<u>Actual</u>
<b>Revenues</b>				
Charges for Services:				
Enhanced 911 fees	\$ 5,614,469	\$ 5,818,494	\$ 204,025	\$ 5,704,894
Miscellaneous:				
Investment earnings	7,600	76,493	68,893	79,885
Net increase (decrease) in the fair value of investments	-	(60,288)	(60,288)	150,898
Total Revenues	<u>5,622,069</u>	<u>5,834,699</u>	<u>212,630</u>	<u>5,935,677</u>
<b>Expenditures</b>				
Public Safety Function:				
Salaries and wages	125,612	127,855	(2,243)	121,419
Employee benefits	64,255	62,145	2,110	53,345
Services and supplies	3,460,384	4,154,156	(693,772)	3,728,780
Capital outlay	2,071,765	-	2,071,765	134,421
Total Expenditures	<u>5,722,016</u>	<u>4,344,156</u>	<u>1,377,860</u>	<u>4,037,965</u>
Excess (Deficiency) of Revenues				
Over (Under) Expenditures	(99,947)	1,490,543	1,590,490	1,897,712
<b>Other Financing Sources (Uses)</b>				
Transfers Out		(750,000)	(750,000)	-
Net Change in Fund Balances	<u>(99,947)</u>	<u>740,543</u>	<u>840,490</u>	<u>1,897,712</u>
<b>Fund Balances, July 1, as restated (Note 19)</b>	<u>5,160,014</u>	<u>5,866,216</u>	<u>706,202</u>	<u>3,167,392</u>
<b>Fund Balances, June 30</b>	<u>\$ 5,060,067</u>	<u>\$ 6,606,759</u>	<u>\$ 1,546,692</u>	<u>\$ 5,065,104</u>

**WASHOE COUNTY, NEVADA**  
**LIBRARY EXPANSION FUND**  
**SCHEDULE OF REVENUES, EXPENDITURES AND CHANGES IN FUND BALANCES - BUDGET AND ACTUAL**  
**FOR THE YEAR ENDED JUNE 30, 2021**  
**(WITH COMPARATIVE ACTUAL AMOUNTS FOR THE YEAR ENDED JUNE 30, 2020)**

	<b>2021</b>			<b>2020</b>
	<b>Budget</b>	<b>Actual</b>	<b>Variance</b>	<b>Actual</b>
<b>Revenues</b>				
Taxes:				
Ad valorem	\$ 3,338,443	\$ 3,371,773	\$ 33,330	\$ 3,153,983
Miscellaneous:				
Investment earnings	15,000	42,878	27,878	54,332
Net increase (decrease) in the fair value of investments	-	(38,387)	(38,387)	83,062
<b>Total Revenues</b>	<b>3,353,443</b>	<b>3,376,264</b>	<b>22,821</b>	<b>3,291,377</b>
<b>Expenditures</b>				
Culture and Recreation Function:				
Salaries and wages	1,000,572	900,565	100,007	896,936
Employee benefits	477,195	398,126	79,069	440,536
Services and supplies	1,482,596	1,171,473	311,123	1,330,326
<b>Total Expenditures</b>	<b>2,960,363</b>	<b>2,470,164</b>	<b>490,199</b>	<b>2,667,798</b>
Excess (Deficiency) of Revenues Over (Under) Expenditures	393,080	906,100	513,020	623,579
<b>Other Financing Sources (Uses)</b>				
Transfers:				
Public Works Construction	(358,000)	-	(358,000)	-
Net Change in Fund Balances	35,080	906,100	871,020	623,579
<b>Fund Balances, July 1</b>	<b>2,742,549</b>	<b>3,039,295</b>	<b>296,746</b>	<b>2,415,716</b>
<b>Fund Balances, June 30</b>	<b>\$ 2,777,629</b>	<b>\$ 3,945,395</b>	<b>\$ 1,167,766</b>	<b>\$ 3,039,295</b>

**WASHOE COUNTY, NEVADA  
ANIMAL SERVICES FUND**

**SCHEDULE OF REVENUES, EXPENDITURES AND CHANGES IN FUND BALANCES - BUDGET AND ACTUAL  
FOR THE YEAR ENDED JUNE 30, 2021**

**(WITH COMPARATIVE ACTUAL AMOUNTS FOR THE YEAR ENDED JUNE 30, 2020)**

	<u>2021</u>			<u>2020</u>
	<u>Budget</u>	<u>Actual</u>	<u>Variance</u>	<u>Actual</u>
<b>Revenues</b>				
Taxes:				
Ad valorem	\$ 5,007,667	\$ 5,180,685	\$ 173,018	\$ 4,827,382
Licenses and Permits:				
Animal licenses	307,000	331,280	24,280	322,858
Intergovernmental	-	-	-	17,792
Charges for Services:				
Animal services	203,000	177,088	(25,912)	179,396
Fines and Forfeits:				
Administrative enforcement penalties	-	-	-	350
Miscellaneous:				
Investment earnings	100,000	105,539	5,539	123,975
Net increase (decrease) in the fair value of investments		(85,846)	(85,846)	178,610
Contributions and donations	108,137	53,645	(54,492)	59,734
Other	55,000	131,134	76,134	92,195
<b>Total Revenues</b>	<b>5,780,804</b>	<b>5,893,525</b>	<b>112,721</b>	<b>5,802,292</b>
<b>Expenditures</b>				
Public Safety Function:				
Salaries and wages	2,737,399	2,677,191	60,208	2,513,195
Employee benefits	1,505,002	1,455,966	49,036	1,444,931
Services and supplies	2,049,383	1,556,757	492,626	1,444,704
Capital outlay	339,600	55,800	283,800	-
<b>Total Expenditures</b>	<b>6,631,384</b>	<b>5,745,714</b>	<b>885,670</b>	<b>5,402,830</b>
Excess (Deficiency) of Revenues Over (Under) Expenditures	(850,580)	147,811	998,391	399,462
<b>Other Financing Sources (Uses)</b>				
Transfer to Public Works Construction	(553,170)	(451,238)	101,932	(8,570)
<b>Net Change in Fund Balances</b>	<b>(1,403,750)</b>	<b>(303,427)</b>	<b>1,100,323</b>	<b>390,892</b>
<b>Fund Balances, July 1</b>	<b>5,991,539</b>	<b>6,996,580</b>	<b>1,005,041</b>	<b>6,605,688</b>
<b>Fund Balances, June 30</b>	<b>\$ 4,587,789</b>	<b>\$ 6,693,153</b>	<b>\$ 2,105,364</b>	<b>\$ 6,996,580</b>

**WASHOE COUNTY, NEVADA**  
**REGIONAL PUBLIC SAFETY TRAINING CENTER FUND**  
**SCHEDULE OF REVENUES, EXPENDITURES AND CHANGES IN FUND BALANCES - BUDGET AND ACTUAL**  
**FOR THE YEAR ENDED JUNE 30, 2021**  
**(WITH COMPARATIVE ACTUAL AMOUNTS FOR THE YEAR ENDED JUNE 30, 2020)**

	2021			2020
	Budget	Actual	Variance	Actual
<b>Revenues</b>				
Charges for Services:				
Training fees - partner agencies	\$ 974,738	\$ 928,820	\$ (45,918)	\$ 999,784
Training fees - workshops	15,000	2,500	(12,500)	3,725
Miscellaneous:				
Investment earnings	5,000	22,815	17,815	24,239
Net increase (decrease) in the fair value of investments	-	(18,783)	(18,783)	33,296
Rental income	30,000	73,194	43,194	128,422
Other	12,000	-	(12,000)	7,613
Total Revenues	1,036,738	1,008,546	(28,192)	1,197,079
<b>Expenditures</b>				
Public Safety Function:				
Salaries and wages	230,187	262,162	(31,975)	367,870
Employee benefits	180,778	125,105	55,673	180,702
Services and supplies	447,554	293,901	153,653	251,679
Capital outlay	145,000	-	145,000	81,368
Total Expenditures	1,003,519	681,168	322,351	881,619
Excess (Deficiency) of Revenues Over (Under) Expenditures	33,219	327,378	294,159	315,460
<b>Fund Balances, July 1</b>	836,128	1,199,329	363,201	883,869
<b>Fund Balances, June 30</b>	\$ 869,347	\$ 1,526,707	\$ 657,360	\$ 1,199,329

**WASHOE COUNTY, NEVADA**  
**TRUCKEE RIVER FLOOD MANAGEMENT INFRASTRUCTURE FUND**  
**SCHEDULE OF REVENUES, EXPENDITURES AND CHANGES IN FUND BALANCES - BUDGET AND ACTUAL**  
**FOR THE YEAR ENDED JUNE 30, 2021**  
**(WITH COMPARATIVE ACTUAL AMOUNTS FOR THE YEAR ENDED JUNE 30, 2020)**

	<b>2021</b>			<b>2020</b>
	<b>Budget</b>	<b>Actual</b>	<b>Variance</b>	<b>Actual</b>
<b>Revenues</b>				
Intergovernmental Revenues:				
Infrastructure sales tax - NRS 377B.100	\$ 8,111,940	\$ 13,037,229	\$ 4,925,289	\$ 11,078,020
Miscellaneous:				
Investment earnings	1,000	1,109	109	1,857
Net increase (decrease) in the fair value of investments	-	(687)	(687)	2,362
Reimbursements	1,147,099	1,073,351	(73,748)	1,150,040
<b>Total Revenues</b>	<b>9,260,039</b>	<b>14,111,002</b>	<b>4,850,963</b>	<b>12,232,279</b>
<b>Expenditures</b>				
Public Safety Function:				
Salaries and wages	714,545	660,324	54,221	708,570
Employee benefits	356,976	330,373	26,603	365,225
Services and supplies	5,856,962	10,314,800	(4,457,838)	8,708,767
<b>Total Public Safety Function</b>	<b>6,928,483</b>	<b>11,305,497</b>	<b>(4,377,014)</b>	<b>9,782,562</b>
<b>Total Expenditures</b>	<b>6,928,483</b>	<b>11,305,497</b>	<b>(4,377,014)</b>	<b>9,782,562</b>
Excess (Deficiency) of Revenues Over (Under) Expenditures	2,331,556	2,805,505	473,949	2,449,717
<b>Other Financing Sources (Uses)</b>				
Transfers:				
Debt Service Fund	(2,331,556)	(2,325,839)	5,717	(2,324,169)
<b>Net Change in Fund Balances</b>	<b>-</b>	<b>479,666</b>	<b>479,666</b>	<b>125,548</b>
<b>Fund Balances, July 1</b>	<b>1,941,622</b>	<b>2,067,170</b>	<b>125,548</b>	<b>1,941,622</b>
<b>Fund Balances, June 30</b>	<b>\$ 1,941,622</b>	<b>\$ 2,546,836</b>	<b>\$ 605,214</b>	<b>\$ 2,067,170</b>

**WASHOE COUNTY, NEVADA**  
**REGIONAL COMMUNICATIONS SYSTEM FUND**  
**SCHEDULE OF REVENUES, EXPENDITURES AND CHANGES IN FUND BALANCES - BUDGET AND ACTUAL**  
**FOR THE YEAR ENDED JUNE 30, 2021**  
**(WITH COMPARATIVE ACTUAL AMOUNTS FOR THE YEAR ENDED JUNE 30, 2020)**

	<b>2021</b>			<b>2020</b>
	<b>Budget</b>	<b>Actual</b>	<b>Variance</b>	<b>Actual</b>
<b>Revenues</b>				
Intergovernmental Revenues:				
Local contributions	\$ 1,768,923	\$ 2,367,187	\$ 598,264	\$ 4,938,810
Miscellaneous:				
Investment earnings	13,620	59,462	45,842	30,246
Net increase (decrease) in the fair value of investments		(54,470)	(54,470)	37,126
Reimbursements		18,581	18,581	
Total Revenues	<u>1,782,543</u>	<u>2,390,760</u>	<u>608,217</u>	<u>5,006,182</u>
<b>Expenditures</b>				
Public Safety Function:				
Salaries and wages	458,540	532,887	(74,347)	433,955
Employee benefits	226,412	225,270	1,142	230,910
Services and supplies	987,183	514,699	472,484	808,771
Capital outlay	60,000	39,259	20,741	31,093
Total Expenditures	<u>1,732,135</u>	<u>1,312,115</u>	<u>420,020</u>	<u>1,504,729</u>
Excess (Deficiency) of Revenues				
Over (Under) Expenditures	50,408	1,078,645	1,028,237	3,501,453
<b>Other Financing Sources (Uses)</b>				
Transfers Out		(930,863)	(930,863)	(750,000)
Net Change in Fund Balances	<u>50,408</u>	<u>147,782</u>	<u>97,374</u>	<u>2,751,453</u>
<b>Fund Balances, July 1</b>	<u>1,086,158</u>	<u>4,493,506</u>	<u>3,407,348</u>	<u>1,742,053</u>
<b>Fund Balances, June 30</b>	<u>\$ 1,136,566</u>	<u>\$ 4,641,288</u>	<u>\$ 3,504,722</u>	<u>\$ 4,493,506</u>

**WASHOE COUNTY, NEVADA**  
**REGIONAL PERMITS SYSTEM FUND**  
**SCHEDULE OF REVENUES, EXPENDITURES AND CHANGES IN FUND BALANCES - BUDGET AND ACTUAL**  
**FOR THE YEAR ENDED JUNE 30, 2021**  
**(WITH COMPARATIVE ACTUAL AMOUNTS FOR THE YEAR ENDED JUNE 30, 2020)**

	2021			2020
	Budget	Actual	Variance	Actual
<b>Revenues</b>				
Intergovernmental Revenues:				
Local contributions	\$ 335,666	\$ 294,106	\$ (41,560)	\$ 236,772
Charges for services	183,294	249,402	66,108	186,159
Miscellaneous:				
Investment earnings	2,700	5,809	3,109	8,109
Net increase (decrease) in the fair value of investments	-	(7,059)	(7,059)	14,395
Total Revenues	521,660	542,258	20,598	445,435
<b>Expenditures</b>				
Services and Supplies:				
General Government Function	532,848	466,569	66,279	398,998
Excess (Deficiency) of Revenues Over (Under) Expenditures	(11,188)	75,689	86,877	46,437
<b>Other Financing Sources (Uses)</b>				
Transfers:				
Health Fund	69,489	72,552	(3,063)	54,360
Total Other Financing Sources (uses)	69,489	72,552	(3,063)	54,360
Net Change in Fund Balances	58,301	148,241	89,940	100,797
<b>Fund Balances, July 1</b>	510,516	572,914	62,398	472,117
<b>Fund Balances, June 30</b>	\$ 568,817	\$ 721,155	\$ 152,338	\$ 572,914



**WASHOE COUNTY, NEVADA**  
**CENTRAL TRUCKEE MEADOWS REMEDIATION DISTRICT FUND**  
**SCHEDULE OF REVENUES, EXPENDITURES AND CHANGES IN FUND BALANCES - BUDGET AND ACTUAL**  
**FOR THE YEAR ENDED JUNE 30, 2021**  
**(WITH COMPARATIVE ACTUAL AMOUNTS FOR THE YEAR ENDED JUNE 30, 2020)**

	<u>2021</u>			<u>2020</u>
	<u>Budget</u>	<u>Actual</u>	<u>Variance</u>	<u>Actual</u>
<b>Revenues</b>				
Charges for Services:				
Remediation fees	\$ 1,250,000	\$ 1,250,486	\$ 486	\$ 1,249,277
Miscellaneous:				
Investment earnings	99,097	68,070	(31,027)	106,095
Net increase (decrease) in the fair value of investments	-	(45,398)	(45,398)	148,230
Total Revenues	<u>1,349,097</u>	<u>1,273,158</u>	<u>(75,939)</u>	<u>1,503,602</u>
<b>Expenditures</b>				
Health and Sanitation Function:				
Salaries and wages	596,454	391,818	204,636	528,764
Employee benefits	310,723	220,462	90,261	257,509
Services and supplies	2,175,411	792,776	1,382,635	1,490,962
Total Expenditures	<u>3,082,588</u>	<u>1,405,056</u>	<u>1,677,532</u>	<u>2,277,235</u>
Excess (Deficiency) of Revenues Over (Under) Expenditures	(1,733,491)	(131,898)	1,601,593	(773,633)
<b>Fund Balances, July 1</b>	<u>4,275,033</u>	<u>4,899,561</u>	<u>624,528</u>	<u>5,673,194</u>
<b>Fund Balances, June 30</b>	<u>\$ 2,541,542</u>	<u>\$ 4,767,663</u>	<u>\$ 2,226,121</u>	<u>\$ 4,899,561</u>

**WASHOE COUNTY, NEVADA**  
**ROADS FUND**  
**SCHEDULE OF REVENUES, EXPENDITURES AND CHANGES IN FUND BALANCES - BUDGET AND ACTUAL**  
**FOR THE YEAR ENDED JUNE 30, 2021**  
**(WITH COMPARATIVE ACTUAL AMOUNTS FOR THE YEAR ENDED JUNE 30, 2020)**

	<b>2021</b>			<b>2020</b>
	<b>Budget</b>	<b>Actual</b>	<b>Variance</b>	<b>Actual</b>
<b>Revenues</b>				
Taxes:				
County Option MVFT 1.0 Cent	\$ 767,990	\$ 805,330	\$ 37,340	\$ 780,210
Intergovernmental Revenues:				
Federal grants	17,277	17,277	-	21,437
State shared revenues:				
Motor vehicle fuel tax (1.25 cents)	3,506,509	3,726,954	220,445	3,563,242
Motor vehicle fuel tax (1.75 cents)	1,893,190	1,999,983	106,793	1,935,440
Motor vehicle fuel tax (3.6/2.35 cents)	3,421,625	3,705,322	283,697	3,563,376
Charges for Services:				
Street, curb and gutter cut fees	750,000	572,625	(177,375)	769,395
Other	-	23,860	23,860	3,711
Miscellaneous:				
Investment earnings	88,580	92,349	3,769	148,956
Net increase (decrease) in the fair value of investments	-	(71,876)	(71,876)	218,007
Other	74,159	130,784	56,625	430,417
Total Revenues	<u>10,519,330</u>	<u>11,002,608</u>	<u>483,278</u>	<u>11,434,191</u>
<b>Expenditures</b>				
Public Works Function:				
Salaries and wages	4,127,523	3,780,568	346,955	3,625,887
Employee benefits	2,228,433	2,067,095	161,338	2,040,985
Services and supplies	6,441,108	5,643,960	797,148	5,693,549
Capital outlay	4,406,677	2,827,697	1,578,980	3,635,420
Total Expenditures	<u>17,203,741</u>	<u>14,319,320</u>	<u>2,884,421</u>	<u>14,995,841</u>
Excess (Deficiency) of Revenues Over (Under) Expenditures	<u>(6,684,411)</u>	<u>(3,316,712)</u>	<u>3,367,699</u>	<u>(3,561,650)</u>
<b>Other Financing Sources (Uses)</b>				
Transfers:				
General Fund	1,073,620	1,073,620	-	1,063,620
Capital Facilities Fund	1,950,000	1,950,000	-	1,950,000
Total Other Financing Sources (Uses)	<u>3,023,620</u>	<u>3,023,620</u>	<u>-</u>	<u>3,013,620</u>
Net Change in Fund Balances	<u>(3,660,791)</u>	<u>(293,092)</u>	<u>3,367,699</u>	<u>(548,030)</u>
<b>Fund Balances, July 1</b>	<u>7,976,218</u>	<u>10,061,362</u>	<u>2,085,144</u>	<u>10,609,392</u>
<b>Fund Balances, June 30</b>	<u>\$ 4,315,427</u>	<u>\$ 9,768,270</u>	<u>\$ 5,452,843</u>	<u>\$ 10,061,362</u>

**WASHOE COUNTY, NEVADA**  
**MARIJUANA ESTABLISHMENT FUND**  
**SCHEDULE OF REVENUES, EXPENDITURES AND CHANGES IN FUND BALANCES - BUDGET AND ACTUAL**  
**FOR THE YEAR ENDED JUNE 30, 2021**  
**(WITH COMPARATIVE ACTUAL AMOUNTS FOR THE YEAR ENDED JUNE 30, 2020)**

	<u>2021</u>			<u>2020</u>
	<u>Budget</u>	<u>Actual</u>	<u>Variance</u>	<u>Actual</u>
<b>Revenues</b>				
Licenses and Permits:				
General Business Licenses	\$ 1,000,000	\$ 1,270,462	\$ 270,462	\$ 1,048,894
Miscellaneous:				
Investment earnings	-	8,292	8,292	12,600
Net increase (decrease) in the fair value of investments	-	(13,307)	(13,307)	8,440
Total Revenues	<u>1,000,000</u>	<u>1,265,447</u>	<u>265,447</u>	<u>1,069,934</u>
<b>Expenditures</b>				
General Government				
Services and supplies	<u>1,000</u>	<u>425</u>	<u>575</u>	<u>401</u>
Total Expenditures	<u>1,000</u>	<u>425</u>	<u>575</u>	<u>401</u>
Excess (Deficiency) of Revenues Over (Under) Expenditures	999,000	1,265,022	266,022	1,069,533
<b>Other Financing Sources (Uses)</b>				
Transfer to General Fund	<u>(999,000)</u>	<u>(925,077)</u>	<u>73,923</u>	<u>(1,194,000)</u>
Net Change in Fund Balances	-	339,945	339,945	(124,467)
<b>Fund Balances, July 1</b>	<u>19,327</u>	<u>94,860</u>	<u>75,533</u>	<u>219,327</u>
<b>Fund Balances, June 30</b>	<u>\$ 19,327</u>	<u>\$ 434,805</u>	<u>\$ 415,478</u>	<u>\$ 94,860</u>

**WASHOE COUNTY, NEVADA**  
**INDIGENT TAX LEVY FUND**  
**SCHEDULE OF REVENUES, EXPENDITURES AND CHANGES IN FUND BALANCES - BUDGET AND ACTUAL**  
**FOR THE YEAR ENDED JUNE 30, 2021**  
**(WITH COMPARATIVE ACTUAL AMOUNTS FOR THE YEAR ENDED JUNE 30, 2020)**

	<u>2021</u>			<u>2020</u>
	<u>Budget</u>	<u>Actual</u>	<u>Variance</u>	<u>Actual</u>
<b>Revenues</b>				
Taxes:				
Ad valorem	\$ 10,015,330	\$ 10,115,317	\$ 99,987	\$ 9,461,747
Intergovernmental Revenues:				
Federal Grants	1,078,885	862,730	(216,155)	406,099
State Grants	1,082,182	767,894	(314,288)	1,054,267
Charges for Services:				
Other	1,062,745	926,361	(136,384)	920,029
Miscellaneous:				
Contributions and donations	130,000	130,000	-	50,300
Investment earnings	60,000	104,786	44,786	261,729
Net increase (decrease) in the fair value of investments	-	(34,555)	(34,555)	424,874
Other	4,413,250	4,284,613	(128,637)	4,228,292
<b>Total Revenues</b>	<u>17,842,392</u>	<u>17,157,146</u>	<u>(685,246)</u>	<u>16,807,337</u>
<b>Expenditures</b>				
Welfare Function:				
Salaries and wages	5,608,907	5,033,399	575,508	4,023,818
Employee benefits	3,189,575	2,763,760	425,815	2,267,354
Services and supplies	25,249,652	24,153,708	1,095,944	21,398,339
Capital outlay	99,131	120,633	(21,502)	29,798
<b>Total Expenditures</b>	<u>34,147,265</u>	<u>32,071,500</u>	<u>2,075,765</u>	<u>27,719,309</u>
Excess (Deficiency) of Revenues Over (Under) Expenditures	(16,304,873)	(14,914,354)	1,390,519	(10,911,972)
<b>Other Financing Sources (Uses)</b>				
Transfers In:				
General Fund	22,166,393	22,166,393	-	19,342,046
Transfers Out				
Child Protective Services	(7,498,422)	(7,498,422)	-	(1,429,665)
Public Works Construction	-	(2,484,235)	(2,484,235)	(7,520,365)
<b>Total Other Financing Sources (Uses)</b>	<u>14,667,971</u>	<u>12,183,736</u>	<u>(2,484,235)</u>	<u>10,392,016</u>
<b>Net Change in Fund Balances</b>	<u>(1,636,902)</u>	<u>(2,730,618)</u>	<u>(1,093,716)</u>	<u>(519,956)</u>
<b>Fund Balances, July 1</b>	<u>5,257,694</u>	<u>6,849,948</u>	<u>1,592,254</u>	<u>7,369,904</u>
<b>Fund Balances, June 30</b>	<u>\$ 3,620,792</u>	<u>\$ 4,119,330</u>	<u>\$ 498,538</u>	<u>\$ 6,849,948</u>



*This Page Intentionally Left Blank*



## **DEBT SERVICE FUNDS**

**DEBT SERVICE FUNDS**

Debt service funds are used to account for and report financial resources that are restricted, committed, or assigned to expenditures for principal and interest.

---

	<u>Page</u>
<b><u>Nonmajor Debt Service Fund:</u></b>	
<b>Special Assessment Debt Service Fund</b>	
To account for assessments, penalties, investment income and other resources to retire debt issued for improvements benefiting those properties against which the special assessments are levied .....	134
District 29 – Mt. Rose: sewer project	
District 32 – Spanish Springs Valley Ranches Roads	
District 37 – Spanish Springs Sewer Phase 1a	
District 39 – Lightning W Water System	
<b>Debt Service Fund</b>	
To account for ad valorem taxes specifically apportioned and appropriated for the retirement of ad valorem supported debt principal and interest, as well as payment of debt supported by other legal resources transferred from various governmental funds.....	135

**WASHOE COUNTY, NEVADA  
NONMAJOR DEBT SERVICE FUNDS  
BALANCE SHEET  
JUNE 30, 2021**

	<b>Debt Service Fund</b>	<b>Special Assessment Debt Service Fund</b>	<b>Total</b>
<b>Assets</b>			
Cash and investments	\$ 5,899,488	\$ 2,059,817	\$ 7,959,305
Other taxes receivable	-	3,383,539	3,383,539
Interest receivable	-	4,359	4,359
Property taxes receivable	23,810	-	23,810
Total Assets	<u>\$ 5,923,298</u>	<u>\$ 5,447,715</u>	<u>\$ 11,371,013</u>
<b>Liabilities</b>			
Accounts payable	\$ -	\$ 641	\$ 641
Other liabilities	-	15,125	15,125
Total Liabilities	<u>-</u>	<u>15,766</u>	<u>15,766</u>
<b>Deferred Inflows of Resources</b>			
Unavailable revenue-grants and other revenue	-	3,383,540	3,383,540
Unavailable revenue-property taxes	19,870	-	19,870
Total Deferred Inflows of Resources	19,870	3,383,540	3,403,410
<b>Fund Balances</b>			
Restricted	5,903,428	2,048,409	7,951,837
Total Liabilities, Deferred Inflows of Resources, and Fund Balances	<u>\$ 5,923,298</u>	<u>\$ 5,447,715</u>	<u>\$ 11,371,013</u>



**WASHOE COUNTY, NEVADA**  
**NONMAJOR DEBT SERVICE FUNDS**  
**SCHEDULE OF REVENUES, EXPENDITURES AND CHANGES IN FUND BALANCES**  
**FOR THE YEAR ENDED JUNE 30, 2021**

	<u>Debt Service Fund</u>	<u>Special Assessment Debt Service Fund</u>	<u>Total</u>
<b>Revenues</b>			
Taxes:			
Ad valorem	\$ 2,940,029	\$ -	\$ 2,940,029
Special assessments	-	758,360	758,360
Miscellaneous:			
Investment earnings	-	20,715	20,715
Net increase (decrease) in the fair value of investments	-	(16,619)	(16,619)
Assessment interest	-	228,211	228,211
Penalties	-	29,201	29,201
<b>Total Revenues</b>	<b>2,940,029</b>	<b>1,019,868</b>	<b>3,959,897</b>
<b>Expenditures</b>			
Services and Supplies:			
Investment pool allocations	-	1,094	1,094
Debt Service:			
General Obligation Bonds:			
Ad Valorem Supported Debt:			
Principal	2,379,000	-	2,379,000
Interest	624,893	-	624,893
Debt service fees and other fiscal charges	22,118	-	22,118
Revenue-Backed:			
Principal	14,904,970	-	14,904,970
Interest	1,676,002	-	1,676,002
Debt service fees and other fiscal charges	2,835	-	2,835
Bond issue costs	70,085	-	70,085
<b>Total General Obligation Bonds</b>	<b>19,679,903</b>	<b>-</b>	<b>19,679,903</b>
Revenue Bonds:			
Principal	1,996,208	-	1,996,208
Interest	890,968	-	890,968
Debt service fees and other fiscal charges	3,980	-	3,980
<b>Total Revenue Bonds</b>	<b>2,891,156</b>	<b>-</b>	<b>2,891,156</b>
Special Assessment Bonds:			
Principal	-	637,472	637,472
Interest	-	129,253	129,253
Debt service fees and other fiscal charges	-	25,905	25,905
<b>Total Assessment Bonds</b>	<b>-</b>	<b>792,630</b>	<b>792,630</b>
<b>Total Expenditures</b>	<b>22,571,059</b>	<b>793,724</b>	<b>23,364,783</b>
Excess (Deficiency) of Revenues Over (Under) Expenditures	(19,631,030)	226,144	(19,404,886)
<b>Other Financing Sources (Uses)</b>			
Refunding bonds issued	9,695,000	-	9,695,000
Refunding payment to escrow agent	140,000	-	140,000
Transfers:			
General Fund	6,248,891	-	6,248,891
Regional Communication System	130,862	-	130,862
Infrastructure Fund	2,325,839	-	2,325,839
Other Restricted Fund	1,462,931	-	1,462,931
<b>Total Other Financing Sources (Uses)</b>	<b>20,003,523</b>	<b>-</b>	<b>20,003,523</b>
<b>Net Change in Fund Balances</b>	<b>372,493</b>	<b>226,144</b>	<b>598,637</b>
<b>Fund Balances, July 1</b>	<b>5,530,935</b>	<b>1,822,265</b>	<b>7,353,200</b>
<b>Fund Balances, June 30</b>	<b>\$ 5,903,428</b>	<b>\$ 2,048,409</b>	<b>\$ 7,951,837</b>

**WASHOE COUNTY, NEVADA**  
**SPECIAL ASSESSMENT DEBT SERVICE FUND**  
**SCHEDULE OF REVENUES, EXPENDITURES AND CHANGES IN FUND BALANCES - BUDGET AND ACTUAL**  
**FOR THE YEAR ENDED JUNE 30, 2021**  
**(WITH COMPARATIVE ACTUAL AMOUNTS FOR THE YEAR ENDED JUNE 30, 2020)**

	<u>2021</u>			<u>2020</u>
	<u>Budget</u>	<u>Actual</u>	<u>Variance</u>	<u>Actual</u>
<b>Revenues</b>				
Taxes:				
Special assessments	\$ 490,000	\$ 758,360	\$ 268,360	\$ 516,163
Miscellaneous:				
Investment earnings	10,800	20,715	9,915	27,991
Net increase (decrease) in the fair value of investments	-	(16,619)	(16,619)	41,506
Assessment interest	245,000	228,211	(16,789)	214,314
Penalties	14,000	29,201	15,201	21,062
Other	-	-	-	137,206
<b>Total Revenues</b>	<u>759,800</u>	<u>1,019,868</u>	<u>260,068</u>	<u>958,242</u>
<b>Expenditures</b>				
Services and Supplies:				
Investment pool allocations	1,000	1,094	(94)	726
Debt Service:				
Special Assessment Bonds:				
Principal	277,472	637,472	(360,000)	508,545
Interest	136,128	129,253	6,875	148,996
Debt service fees and other fiscal charges	26,200	25,905	295	28,195
<b>Total Expenditures</b>	<u>440,800</u>	<u>793,724</u>	<u>(352,924)</u>	<u>686,462</u>
Excess (Deficiency) of Revenues Over (Under) Expenditures	319,000	226,144	(92,856)	271,780
<b>Fund Balances, July 1</b>	<u>1,989,136</u>	<u>1,822,265</u>	<u>(166,871)</u>	<u>1,550,485</u>
<b>Fund Balances, June 30</b>	<u>\$ 2,308,136</u>	<u>\$ 2,048,409</u>	<u>\$ (259,727)</u>	<u>\$ 1,822,265</u>

**WASHOE COUNTY, NEVADA**  
**DEBT SERVICE FUND**  
**SCHEDULE OF REVENUES, EXPENDITURES AND CHANGES IN FUND BALANCES - BUDGET AND ACTUAL**  
**FOR THE YEAR ENDED JUNE 30, 2021**  
**(WITH COMPARATIVE ACTUAL AMOUNTS FOR THE YEAR ENDED JUNE 30, 2020)**

	<b>2021</b>			<b>2020</b>
	<b>Budget</b>	<b>Actual</b>	<b>Variance</b>	<b>Actual</b>
<b>Revenues</b>				
Taxes:				
Ad valorem	\$ 2,837,681	\$ 2,940,029	\$ 102,348	\$ 3,380,270
Total Revenues	<u>2,837,681</u>	<u>2,940,029</u>	<u>102,348</u>	<u>3,380,270</u>
<b>Expenditures</b>				
Debt Service:				
General Obligation Bonds:				
Ad Valorem Supported Debt:				
Principal	2,379,000	2,379,000	-	2,288,000
Interest	624,894	624,893	1	717,736
Debt service fees and other fiscal charges	27,060	22,118	4,942	24,930
Revenue-Backed:				
Principal	5,280,970	14,904,970	(9,624,000)	15,524,847
Interest	1,931,208	1,676,002	255,206	1,972,843
Debt service fees and other fiscal charges	5,875	2,835	3,040	70,295
Bond issue costs	-	70,085	(70,085)	-
Total General Obligation Bonds	<u>10,249,007</u>	<u>19,679,903</u>	<u>(9,430,896)</u>	<u>20,598,651</u>
Revenue Bonds:				
Principal	1,996,964	1,996,208	756	2,156,762
Interest	966,271	890,968	75,303	970,388
Debt service fees and other fiscal charges	24,110	3,980	20,130	3,980
Total Revenue Bonds	<u>2,987,345</u>	<u>2,891,156</u>	<u>96,189</u>	<u>3,131,130</u>
Total Expenditures	<u>13,236,352</u>	<u>22,571,059</u>	<u>(9,334,707)</u>	<u>23,729,781</u>
Excess (Deficiency) of Revenues Over (Under) Expenditures	<u>(10,398,671)</u>	<u>(19,631,030)</u>	<u>(9,232,359)</u>	<u>(20,349,511)</u>
<b>Other Financing Sources (Uses)</b>				
Refunding bonds issued	-	9,695,000	9,695,000	10,694,000
Bond proceeds	-	140,000	140,000	-
Transfers:				
General Fund	6,314,872	6,248,891	(65,981)	6,018,031
Regional Communication System		130,862	130,862	-
Truckee River Flood Management Infrastructure Fund	2,331,556	2,325,839	(5,717)	2,324,169
Other Restricted Fund	1,558,970	1,462,931	(96,039)	1,707,405
Total Other Financing Sources (Uses)	<u>10,205,398</u>	<u>20,003,523</u>	<u>9,798,125</u>	<u>20,743,605</u>
Net Change in Fund Balances	<u>(193,273)</u>	<u>372,493</u>	<u>565,766</u>	<u>394,094</u>
<b>Fund Balances, July 1</b>	<u>3,705,720</u>	<u>5,530,935</u>	<u>1,825,215</u>	<u>5,136,841</u>
<b>Fund Balances, June 30</b>	<u>\$ 3,512,447</u>	<u>\$ 5,903,428</u>	<u>\$ 2,390,981</u>	<u>\$ 5,530,935</u>



*This Page Intentionally Left Blank*



# **CAPITAL PROJECTS FUNDS**

## CAPITAL PROJECTS FUNDS

Capital projects funds are used to account for and report financial resources that are restricted, committed, or assigned to expenditure for capital outlays, including the acquisition or construction of capital facilities and other capital assets other than those financed by proprietary funds, or for assets that will be held in trust for individuals, private organizations, or other governments.

---

	<u>Page</u>
<b><u>Nonmajor Capital Projects Funds:</u></b>	
<b>Parks Capital Projects Fund</b> Resources are derived from residential construction taxes, grants, financing proceeds and related investment earnings, which are legally restricted to the improvement, expansion and acquisition of new and existing parks and open space .....	139
<b>Capital Improvements Fund</b> Resources are derived from financing proceeds, grants, special assessments, transfers and investment earnings, which are appropriated for various major capital projects .....	140
<b>Capital Facilities Tax Fund</b> Resources are derived from capital facilities ad valorem taxes and investment earnings. Proceeds are restricted for the purchase, renovation and repayment of financing of capital assets .....	142
<b>Regional Permits Capital Fund</b> Resources are derived from County pay-as-you-go capital funds and reimbursements from the Cities of Reno and Sparks and the Washoe County Health District, under the terms of the inter-local agreement, and any regional technology fees to recover portions of the project's implementation costs .....	143

**WASHOE COUNTY, NEVADA  
NONMAJOR CAPITAL PROJECTS FUNDS  
COMBINING BALANCE SHEET  
JUNE 30, 2021**

	<b>Parks Capital Projects Fund</b>	<b>Capital Improvements Fund</b>	<b>Capital Facilities Tax Fund</b>	<b>Regional Permits Capital Fund</b>	<b>Total</b>
<b>Assets</b>					
Cash and investments	\$ 12,692,855	\$ 24,550,138	\$ 2,207,137	\$ 242,809	\$ 39,692,939
Property taxes receivable	-	-	64,250	-	64,250
Interest receivable	30,048	50,830	5,893	545	87,316
Due from other governments	255,537	101,266	-	-	356,803
<b>Total Assets</b>	<b>\$ 12,978,440</b>	<b>\$ 24,702,234</b>	<b>\$ 2,277,280</b>	<b>\$ 243,354</b>	<b>\$ 40,201,308</b>
<b>Liabilities</b>					
Accounts payable	\$ 552,442	\$ 376,817	\$ -	\$ -	\$ 929,259
Contracts/retention payable	30,414	119,087	-	-	149,501
Due to other governments	-	-	229,162	-	229,162
<b>Total Liabilities</b>	<b>582,856</b>	<b>495,904</b>	<b>229,162</b>	<b>-</b>	<b>1,307,922</b>
<b>Deferred Inflows of Resources</b>					
Unavailable revenue - property taxes	-	-	53,138	-	53,138
<b>Total Deferred Inflows of Resources</b>	<b>-</b>	<b>-</b>	<b>53,138</b>	<b>-</b>	<b>53,138</b>
<b>Fund Balances</b>					
Restricted	12,395,584	24,206,330	1,994,980	243,354	38,840,248
<b>Total Fund Balances</b>	<b>12,395,584</b>	<b>24,206,330</b>	<b>1,994,980</b>	<b>243,354</b>	<b>38,840,248</b>
<b>Total Liabilities, Deferred Inflows of Resources, and Fund Balances</b>	<b>\$ 12,978,440</b>	<b>\$ 24,702,234</b>	<b>\$ 2,277,280</b>	<b>\$ 243,354</b>	<b>\$ 40,201,308</b>

**WASHOE COUNTY, NEVADA**  
**NONMAJOR CAPITAL PROJECTS FUNDS**  
**COMBINING STATEMENT OF REVENUES, EXPENDITURES AND CHANGES IN FUND BALANCES**  
**FOR THE YEAR ENDED JUNE 30, 2021**

	<b>Parks Capital Projects Fund</b>	<b>Capital Improvements Fund</b>	<b>Capital Facilities Tax Fund</b>	<b>Regional Permits Capital Fund</b>	<b>Total</b>
<b>Revenues</b>					
Taxes:					
Ad valorem	\$ -	\$ 24	\$ 8,429,473	\$ -	\$ 8,429,497
Residential construction tax	642,204	-	-	-	642,204
Intergovernmental	282,336	442,691	-	-	725,027
Miscellaneous	380,980	83,706	14,248	467	479,401
<b>Total Revenues</b>	<b>1,305,520</b>	<b>526,421</b>	<b>8,443,721</b>	<b>467</b>	<b>10,276,129</b>
<b>Expenditures</b>					
Intergovernmental	-	-	5,989,953	-	5,989,953
Capital Outlay:					
General government	-	300,976	-	139	301,115
Judicial	-	986,458	-	-	986,458
Public safety	-	4,307,198	-	-	4,307,198
Public works	-	678,660	-	-	678,660
Health and welfare	-	3,463,770	-	-	3,463,770
Culture and recreation	1,504,077	172,200	-	-	1,676,277
<b>Total Capital Outlay</b>	<b>1,504,077</b>	<b>9,909,262</b>	<b>-</b>	<b>139</b>	<b>11,413,478</b>
Debt Service:					
Bond Issue Costs	-	280,551	-	-	280,551
<b>Total Expenditures</b>	<b>1,504,077</b>	<b>10,189,813</b>	<b>5,989,953</b>	<b>139</b>	<b>17,683,982</b>
Excess (Deficiency) of Revenues Over (Under) Expenditures	(198,557)	(9,663,392)	2,453,768	328	(7,407,853)
<b>Other Financing Sources (Uses)</b>					
County property sales	1,485	-	-	-	1,485
Proceeds from bond issued	-	9,135,000	-	-	9,135,000
Bond premium	-	1,411,220	-	-	1,411,220
Transfers in	-	7,654,595	-	-	7,654,595
Transfers out	-	-	(1,950,000)	-	(1,950,000)
<b>Total Other Financing Sources (Uses)</b>	<b>1,485</b>	<b>18,200,815</b>	<b>(1,950,000)</b>	<b>-</b>	<b>16,252,300</b>
<b>Net Change in Fund Balances</b>	<b>(197,072)</b>	<b>8,537,423</b>	<b>503,768</b>	<b>328</b>	<b>8,844,447</b>
<b>Fund Balances, July 1</b>	<b>12,592,656</b>	<b>15,668,907</b>	<b>1,491,212</b>	<b>243,026</b>	<b>29,995,801</b>
<b>Fund Balances, June 30</b>	<b>\$ 12,395,584</b>	<b>\$ 24,206,330</b>	<b>\$ 1,994,980</b>	<b>\$ 243,354</b>	<b>\$ 38,840,248</b>



**WASHOE COUNTY, NEVADA**  
**PARKS CAPITAL PROJECTS FUND**  
**SCHEDULE OF REVENUES, EXPENDITURES AND CHANGES IN FUND BALANCES - BUDGET AND ACTUAL**  
**FOR THE YEAR ENDED JUNE 30, 2021**  
**(WITH COMPARATIVE ACTUAL AMOUNTS FOR THE YEAR ENDED JUNE 30, 2020)**

	<u>2021</u>			<u>2020</u>
	<u>Budget</u>	<u>Actual</u>	<u>Variance</u>	<u>Actual</u>
<b>Revenues</b>				
Taxes:				
Residential construction tax	\$ 445,000	\$ 642,204	\$ 197,204	\$ 548,414
Intergovernmental Revenues:				
Federal grants	395,537	282,336	(113,201)	-
State grants	707,500	-	(707,500)	-
Miscellaneous:				
Investment earnings	254,849	142,711	(112,138)	227,095
Net increase (decrease) in the fair value of investments	-	(134,531)	(134,531)	329,718
Contributions and donations	640,911	372,800	(268,111)	-
Other	357,227	-	(357,227)	-
Total Revenues	<u>2,801,024</u>	<u>1,305,520</u>	<u>(1,495,504)</u>	<u>1,105,227</u>
<b>Expenditures</b>				
Capital Outlay:				
Culture and Recreation Function:				
District One	1,667,957	10,483	1,657,474	4,087
District Two	515,289	47,285	468,004	8,993
District Three	172	172	-	1,704
District Four	1,276,448	786	1,275,662	569
Special projects	1,539,592	434,257	1,105,335	144,900
Bond projects	3,113,006	1,011,094	2,101,912	1,244,603
Total Capital Outlay	<u>8,112,464</u>	<u>1,504,077</u>	<u>6,608,387</u>	<u>1,404,856</u>
Excess (Deficiency) of Revenues Over (Under) Expenditures	<u>(5,311,440)</u>	<u>(198,557)</u>	<u>5,112,883</u>	<u>(299,629)</u>
<b>Other Financing Sources (Uses)</b>				
County Property Sales	-	1,485	1,485	9,734
Total Other Financing Sources (Uses)	<u>-</u>	<u>1,485</u>	<u>1,485</u>	<u>9,734</u>
Net Change in Fund Balances	<u>(5,311,440)</u>	<u>(197,072)</u>	<u>5,114,368</u>	<u>(289,895)</u>
<b>Fund Balances, July 1</b>	<u>12,113,609</u>	<u>12,592,656</u>	<u>479,047</u>	<u>12,882,551</u>
<b>Fund Balances, June 30</b>	<u>\$ 6,802,169</u>	<u>\$ 12,395,584</u>	<u>\$ 5,593,415</u>	<u>\$ 12,592,656</u>

**WASHOE COUNTY, NEVADA**  
**CAPITAL IMPROVEMENTS FUND**  
**SCHEDULE OF REVENUES, EXPENDITURES AND CHANGES IN FUND BALANCES - BUDGET AND ACTUAL**  
**FOR THE YEAR ENDED JUNE 30, 2021**  
**(WITH COMPARATIVE ACTUAL AMOUNTS FOR THE YEAR ENDED JUNE 30, 2020)**

	2021			2020
	Budget	Actual	Variance	Actual
<b>Revenues</b>				
Taxes:				
Ad valorem	\$ -	\$ 24	\$ 24	\$ -
Intergovernmental Revenues:				
Federal grants	200,000	-	(200,000)	-
State grants	2,033,948	242,691	(1,791,257)	153,271
Local contributions	200,000	200,000	-	-
Charges for Services:				
Miscellaneous:				
Investment earnings	37,500	295,494	257,994	406,537
Net increase (decrease) in the fair value of investments	-	(288,627)	(288,627)	360,549
Contributions and donations	551,492	-	(551,492)	-
Other	485,898	76,839	(409,059)	20,069
Total Revenues	3,508,838	526,421	(2,982,417)	940,426
<b>Expenditures</b>				
Capital Outlay:				
General Government Function:				
Infrastructure	631,705	194,649	437,056	751,926
Other	551,468	106,327	445,141	1,130,252
Total General Government Function	1,183,173	300,976	882,197	1,882,178
Judicial Function:				
Mills Lane Justice Center Chiller Replacement	-	-	-	3,808
Downtown Master Plan	6,676	-	6,676	28,450
District Court Capital Expansion	298,692	11,900	286,792	102,258
75 Court Street Improvements	594,094	276,186	317,908	377,008
SJC Building Improvements	419,746	409,189	10,557	7,854
RJC Hearing Room Upgrades	354,395	15,016	339,379	19,460
Other	575,111	274,167	300,944	848,619
Total Judicial Function	2,248,714	986,458	1,262,256	1,387,457
Public Safety Function:				
Detention Center improvements	1,342,658	1,259,321	83,337	333,282
Nevada Shared Radio System	905,326	702,803	202,523	1,417,960
Other	19,148,915	2,345,074	16,803,841	50,428
Total Public Safety Function	21,396,899	4,307,198	17,089,701	1,801,670
Public Works Function:				
Air and water quality improvements	2,719,846	247,089	2,472,757	173,339
Washoe County facilities parking lots	579,776	280,777	298,999	-
Major Maintenance Replacement	1,152,500	-	1,152,500	-
North Valley's Mitigation Strategy	2,458,016	138,920	2,319,096	41,984
Other	265,768	11,874	253,894	108,283
Total Public Works Function	7,175,906	678,660	6,497,246	323,606
Welfare Function:				
CPS Visitation Center	-	-	-	13,590
Our Place Campus Remodel	3,463,933	3,329,635	134,298	11,389,586
Other	690,000	134,135	555,865	-
Total Welfare Function	4,153,933	3,463,770	690,163	11,403,176

(CONTINUED)

**WASHOE COUNTY, NEVADA**  
**CAPITAL IMPROVEMENTS FUND**  
**SCHEDULE OF REVENUES, EXPENDITURES AND CHANGES IN FUND BALANCES - BUDGET AND ACTUAL**  
**FOR THE YEAR ENDED JUNE 30, 2021**  
**(WITH COMPARATIVE ACTUAL AMOUNTS FOR THE YEAR ENDED JUNE 30, 2020)**

	<b>2021</b>			<b>2020</b>
	<b>Budget</b>	<b>Actual</b>	<b>Variance</b>	<b>Actual</b>
Culture and Recreation Function:				
Parks infrastructure	643,653	147,384	496,269	18,666
Other	588,628	24,816	563,812	121,247
Total Culture and Recreation Function	1,232,281	172,200	1,060,081	139,913
Debt Service Function:				
Bond issuance cost	-	280,551	(280,551)	-
Total Expenditures	37,390,906	10,189,813	27,201,093	16,938,000
Excess (Deficiency) of Revenues Over (Under) Expenditures	(33,882,068)	(9,663,392)	24,218,676	(15,997,574)
<b>Other Financing Sources (Uses)</b>				
Proceeds from bond issued	\$ 15,000,000	\$ 9,135,000	\$ (5,865,000)	\$ -
Bond premium	-	1,411,220	1,411,220	-
Transfers:				
General Fund	670,000	3,010,000	2,340,000	4,334,098
Other Restricted Fund	1,568,266	159,122	(1,409,144)	879,958
Indigent Tax Levy Fund	-	2,484,235	2,484,235	7,520,366
Library Expansion	358,000	-	(358,000)	-
Animal Services	553,170	451,238	(101,932)	-
Regional Permits Capital Fund	-	-	-	900,000
Enhanced E911	-	750,000	750,000	-
Regional Communication System	-	800,000	800,000	-
Total Other Financing Sources (Uses)	18,149,436	18,200,815	51,379	13,634,422
Net Change in Fund Balances	(15,732,632)	8,537,423	24,270,055	(2,363,152)
<b>Fund Balances, July 1</b>	17,533,500	15,668,907	(1,864,593)	18,032,059
<b>Fund Balances, June 30</b>	\$ 1,800,868	\$ 24,206,330	\$ 22,405,462	\$ 15,668,907

**WASHOE COUNTY, NEVADA**  
**CAPITAL FACILITIES TAX FUND**  
**SCHEDULE OF REVENUES, EXPENDITURES AND CHANGES IN FUND BALANCES - BUDGET AND ACTUAL**  
**FOR THE YEAR ENDED JUNE 30, 2021**  
**(WITH COMPARATIVE ACTUAL AMOUNTS FOR THE YEAR ENDED JUNE 30, 2020)**

	2021			2020
	Budget	Actual	Variance	Actual
<b>Revenues</b>				
Taxes:				
Ad valorem	\$ 8,346,111	\$ 8,429,473	\$ 83,362	\$ 7,884,948
Miscellaneous:				
Investment earnings	30,000	39,181	9,181	46,429
Net increase (decrease) in the fair value of investments	-	(24,933)	(24,933)	36,387
<b>Total Revenues</b>	<b>8,376,111</b>	<b>8,443,721</b>	<b>67,610</b>	<b>7,967,764</b>
<b>Expenditures</b>				
Intergovernmental:				
State of Nevada apportionment	5,007,667	5,025,476	(17,809)	4,702,504
Reno/Sparks apportionment	938,937	920,332	18,605	861,185
Other	42,203	44,145	(1,942)	37,617
<b>Total Intergovernmental</b>	<b>5,988,807</b>	<b>5,989,953</b>	<b>(1,146)</b>	<b>5,601,306</b>
Excess (Deficiency) of Revenues Over (Under) Expenditures	2,387,304	2,453,768	66,464	2,366,458
<b>Other Financing Sources (Uses)</b>				
Transfers:				
Roads Fund	(1,950,000)	(1,950,000)	-	(1,950,000)
<b>Total Other Financing Sources (Uses)</b>	<b>(1,950,000)</b>	<b>(1,950,000)</b>	<b>-</b>	<b>(1,950,000)</b>
<b>Net Change in Fund Balances</b>	<b>437,304</b>	<b>503,768</b>	<b>66,464</b>	<b>416,458</b>
<b>Fund Balances, July 1</b>	<b>1,399,903</b>	<b>1,491,212</b>	<b>91,309</b>	<b>1,074,754</b>
<b>Fund Balances, June 30</b>	<b>\$ 1,837,207</b>	<b>\$ 1,994,980</b>	<b>\$ 157,773</b>	<b>\$ 1,491,212</b>

**WASHOE COUNTY, NEVADA**  
**REGIONAL PERMITS CAPITAL FUND**  
**SCHEDULE OF REVENUES, EXPENDITURES AND CHANGES IN FUND BALANCES - BUDGET AND ACTUAL**  
**FOR THE YEAR ENDED JUNE 30, 2021**  
**(WITH COMPARATIVE ACTUAL AMOUNTS FOR THE YEAR ENDED JUNE 30, 2020)**

	<u>2021</u>			<u>2020</u>
	<u>Budget</u>	<u>Actual</u>	<u>Variance</u>	<u>Actual</u>
<b>Revenues</b>				
Intergovernmental Revenues:				
Local contributions	\$ -	\$ -	\$ -	\$ 15,683
Miscellaneous:				
Investment earnings	13,500	467	(13,033)	8,182
Total Revenues	<u>13,500</u>	<u>467</u>	<u>(13,033)</u>	<u>23,865</u>
<b>Expenditures</b>				
Capital Outlay:				
General Government Function	27,000	139	26,861	46
Excess (Deficiency) of Revenues				
Over (Under) Expenditures	(13,500)	328	13,828	23,819
<b>Other Financing Sources (Uses)</b>				
Transfers:				
General Fund	-	-	-	(900,000)
Total Other Financing Sources (uses)	<u>-</u>	<u>-</u>	<u>-</u>	<u>(900,000)</u>
Net Change in Fund Balances	(13,500)	328	13,828	(876,181)
<b>Fund Balances, July 1</b>	<u>205,707</u>	<u>243,026</u>	<u>37,319</u>	<u>1,119,207</u>
<b>Fund Balances, June 30</b>	<u>\$ 192,207</u>	<u>\$ 243,354</u>	<u>\$ 51,147</u>	<u>\$ 243,026</u>



# **ENTERPRISE FUNDS**

## ENTERPRISE FUNDS

Enterprise funds are used to account for operations (a) that are financed and operated in a manner similar to private business enterprises—where the intent of the governing body is that costs (expenses, including depreciation) of providing goods or services to the general public on a continuing basis be financed or recovered primarily through user charges; or (b) where the governing body has decided that periodic determination of revenues earned, expenses incurred, and/or net income is appropriate for capital maintenance, public policy, management control, accountability, or other purposes.

---

### **Major Enterprise Fund:**

	<b><u>Page</u></b>
<b>Utilities Fund</b> Established on April 1, 1983, the fund accounts for water planning and operations of County-owned or operated water and sewer systems, including the related capital assets and depreciation. ....	145
<b>Building and Safety Fund</b> Established on July 1, 2001, the fund accounts for issuance of building permits and other fees directly related to building and development in the County, including related capital assets and depreciation. ....	148
<b><u>Nonmajor Enterprise Funds:</u></b>	
<b>Golf Course Fund</b> Established on July 1, 1982, the fund accounts for operations of two County golf courses – Washoe and Sierra Sage, including related capital assets and depreciation. ....	153

**WASHOE COUNTY, NEVADA**  
**UTILITIES FUND**  
**SCHEDULE OF REVENUES, EXPENSES AND CHANGES IN NET POSITION - BUDGET AND ACTUAL**  
**FOR THE YEAR ENDED JUNE 30, 2021**  
**(WITH COMPARATIVE ACTUAL AMOUNTS FOR THE YEAR ENDED JUNE 30, 2020)**

	2021			2020
	Budget	Actual	Variance	Actual
<b>Operating Revenues</b>				
Charges for Services:				
Utility fees	\$ 17,394,547	\$ 18,781,923	\$ 1,387,376	\$ 17,613,597
Services to other funds	1,840	2,353	513	6,719
Other	543,131	572,688	29,557	523,131
Total Operating Revenues	17,939,518	19,356,964	1,417,446	18,143,447
<b>Operating Expenses</b>				
Salaries and wages	2,429,678	1,570,770	858,908	1,643,846
Employee benefits	1,290,701	666,490	624,211	1,012,601
Services and supplies	10,584,514	5,516,421	5,068,093	6,291,283
Depreciation/amortization	3,807,642	3,984,318	(176,676)	3,610,404
Total Operating Expenses	18,112,535	11,737,999	6,374,536	12,558,134
Operating Income (Loss)	(173,017)	7,618,965	7,791,982	5,585,313
<b>Nonoperating Revenues (Expenses)</b>				
Investment earnings	1,649,633	1,290,635	(358,998)	1,881,272
Net increase (decrease) in the fair value of investments	-	(1,189,726)	(1,189,726)	2,985,586
Federal grants	-	24,672	24,672	-
Nongovernmental grants	49,184	35,664	(13,520)	14,146
Gain (loss) on asset disposition	-	(5,521)	(5,521)	(11,183)
Interest/bond insurance costs	(210,949)	(234,264)	(23,315)	(430,945)
Connection fee refunds/credits	(25,000)	(64,760)	(39,760)	(158,152)
Other nonoperating revenue	-	-	-	18,305
Total Nonoperating Revenues (Expenses)	1,462,868	(143,300)	(1,606,168)	4,299,029
Income (Loss) Before Capital Contributions and Transfers	1,289,851	7,475,665	6,185,814	9,884,342
<b>Capital Contributions</b>				
Hook-up fees	9,625,000	10,576,468	951,468	6,231,230
Contributions from contractors	530,000	1,817,088	1,287,088	524,964
Total Capital Contributions	10,155,000	12,393,556	2,238,556	6,756,194
<b>Transfers In (Out)</b>				
Equipment Services Fund	-	-	-	(76,760)
Total Transfers In (Out)	-	-	-	(76,760)
Change in Net Position	\$ 11,444,851	19,869,221	\$ 8,424,370	16,563,776
<b>Net Position, July 1</b>		248,645,469		232,081,693
<b>Net Position, June 30</b>		\$ 268,514,690		\$ 248,645,469



**WASHOE COUNTY, NEVADA**  
**UTILITIES FUND**  
**SCHEDULE OF CASH FLOWS - BUDGET AND ACTUAL**  
**FOR THE YEAR ENDED JUNE 30, 2021**  
**(WITH COMPARATIVE ACTUAL AMOUNTS FOR THE YEAR ENDED JUNE 30, 2020)**

	<b>2021</b>			<b>2020</b>
	<b>Budget</b>	<b>Actual</b>	<b>Variance</b>	<b>Actual</b>
<b>Increase (Decrease) in Cash and Cash Equivalents</b>				
Cash Flows From Operating Activities:				
Cash received from customers	\$ 17,394,547	\$ 18,512,226	\$ 1,117,679	\$ 17,264,288
Cash received from services to other funds	1,840	2,353	513	6,719
Cash received from program loans	3,584	13,830	10,246	9,373
Other operating receipts	542,042	600,571	58,529	559,194
Cash payments for personnel costs	(3,720,379)	(2,389,349)	1,331,030	(2,529,969)
Cash payments for services and supplies	(10,584,513)	(4,641,421)	5,943,092	(6,350,867)
Cash payments for program loans	(20,000)	-	20,000	-
Cash payments for refund of hookup fees	(25,000)	(64,760)	(39,760)	(158,152)
Net Cash Provided (Used) by Operating Activities	<u>3,592,121</u>	<u>12,033,450</u>	<u>8,441,329</u>	<u>8,800,586</u>
Cash Flows From Noncapital Financing Activities:				
Federal grants	-	929	929	3,509
Nongovernmental grants	49,184	30,683	(18,501)	14,146
Net Cash Provided (Used) by Noncapital Financing Activities	<u>49,184</u>	<u>31,612</u>	<u>(17,572)</u>	<u>17,655</u>
Cash Flows From Capital and Related Financing Activities:				
Hookup fees	9,625,000	10,968,190	1,343,190	6,134,689
Other capital contributions	-	(216)	(216)	(205)
Other nonoperating receipts	-	5,521	5,521	18,305
Proceeds from debt issued	16,480,000	13,269,485	(3,210,515)	195,188
Principal paid on financing	(2,316,984)	(2,316,983)	1	(2,338,075)
Interest paid on financing	(210,949)	(177,290)	33,659	(213,158)
Bond issue costs	-	-	-	(231,017)
Proceeds from asset disposition	-	(5,521)	(5,521)	-
* Acquisition of capital assets	(41,190,000)	(20,949,517)	20,240,483	(3,884,516)
Net Cash Provided (Used) by Capital and Related Financing Activities	<u>(17,612,933)</u>	<u>793,669</u>	<u>18,406,602</u>	<u>(318,789)</u>
Cash Flows From Investing Activities:				
Investment earnings (loss)	1,647,138	198,963	(1,448,175)	4,859,231
Net Cash Provided (Used) by Investing Activities	<u>1,647,138</u>	<u>198,963</u>	<u>(1,448,175)</u>	<u>4,859,231</u>
Net Increase (Decrease) in Cash and Cash Equivalents	(12,324,490)	13,057,694	25,382,184	13,358,683
<b>Cash and Cash Equivalents, July 1</b>	<u>113,924,246</u>	<u>117,087,076</u>	<u>3,162,830</u>	<u>103,728,393</u>
<b>Cash and Cash Equivalents, June 30</b>	<u>\$ 101,599,756</u>	<u>\$ 130,144,770</u>	<u>\$ 28,545,014</u>	<u>\$ 117,087,076</u>

(CONTINUED)

**WASHOE COUNTY, NEVADA**  
**UTILITIES FUND**  
**SCHEDULE OF CASH FLOWS - BUDGET AND ACTUAL**  
**FOR THE YEAR ENDED JUNE 30, 2021**  
**(WITH COMPARATIVE ACTUAL AMOUNTS FOR THE YEAR ENDED JUNE 30, 2020)**

	<u>2021</u>			<u>2020</u>
	<u>Budget</u>	<u>Actual</u>	<u>Variance</u>	<u>Actual</u>
<b>Reconciliation of Operating Income (Loss) to Net Cash Provided (Used) by Operating Activities</b>				
Operating income (loss)	\$ (173,017)	\$ 7,618,965	\$ 7,791,982	\$ 5,585,313
Adjustments to reconcile operating income (loss) to net cash provided (used) by operating activities:				
Depreciation/amortization	3,807,642	3,984,319	176,677	3,610,404
Net pension expense	-	46,899	46,899	127,832
Net OPEB expense	-	(233,675)	(233,675)	(38,460)
Construction in progress write-offs	-	218,810	218,810	31,167
Program loan interest	(17,504)	1,350	18,854	3,365
Imputed rental expense	-	6,627	6,627	5,431
Hookup fee refunds	(25,000)	(64,760)	(39,760)	(158,152)
Change in assets and liabilities:				
(Increase) decrease in:				
Accounts receivable	-	(10,988)	(10,988)	(170,776)
Due from other governments	-	(209,409)	(209,409)	(199,520)
Due from other funds	-	(8,791)	(8,791)	-
Notes receivable	-	12,480	12,480	6,008
Prepaid lease expense	-	3,100	3,100	3,100
Other receivables	-	(49,073)	(49,073)	-
Increase (decrease) in:				
Accounts payable	-	717,702	717,702	(421,554)
Accrued salaries and benefits	-	11,421	11,421	11,581
Compensated absences	-	23,266	23,266	25,525
Due to other governments	-	182,831	182,831	105,664
Due to other funds	-	(196,207)	(196,207)	216,608
Unearned revenue	-	(47,300)	(47,300)	22,987
Other liabilities	-	25,883	25,883	34,063
Total Adjustments	3,765,138	4,414,485	649,347	3,215,273
Net Cash Provided (Used) by Operating Activities	\$ 3,592,121	\$ 12,033,450	\$ 8,441,329	\$ 8,800,586
<b>*Acquisition of Capital Assets Financed by Cash</b>	\$ 41,190,000	\$ 20,949,517	\$ 20,240,483	\$ 3,884,516
Capital contributions received	-	1,817,088	(1,817,088)	524,964
Increase (decrease) in contracts/retention payable	-	(164,189)	164,189	1,938,337
Total Acquisition of Capital Assets	\$ 41,190,000	\$ 22,602,416	\$ 18,587,584	\$ 6,347,817

**WASHOE COUNTY, NEVADA**  
**BUILDING AND SAFETY FUND**  
**SCHEDULE OF REVENUES, EXPENSES AND CHANGES IN NET POSITION - BUDGET AND ACTUAL**  
**FOR THE YEAR ENDED JUNE 30, 2021**  
**(WITH COMPARATIVE ACTUAL AMOUNTS FOR THE YEAR ENDED JUNE 30, 2020)**

	2021			2020
	Budget	Actual	Variance	Actual
<b>Operating Revenues</b>				
Charges for Services:				
Building permits	\$ 3,200,000	\$ 4,380,380	\$ 1,180,380	\$ 3,262,730
Other	10,000	11,345	1,345	7,065
Total Operating Revenues	<u>3,210,000</u>	<u>4,391,725</u>	<u>1,181,725</u>	<u>3,269,795</u>
<b>Operating Expenses</b>				
Salaries and wages	1,772,723	1,415,517	357,206	1,347,803
Employee benefits	991,332	626,879	364,453	794,309
Services and supplies	1,043,866	870,915	172,951	948,269
Depreciation/amortization	21,800	20,058	1,742	20,058
Total Operating Expenses	<u>3,829,721</u>	<u>2,933,369</u>	<u>896,352</u>	<u>3,110,439</u>
Operating Income (Loss)	<u>(619,721)</u>	<u>1,458,356</u>	<u>2,078,077</u>	<u>159,356</u>
<b>Nonoperating Revenues (Expenses)</b>				
Investment earnings	30,000	88,187	58,187	82,133
Net increase (decrease) in the fair value of investments		<u>(88,321)</u>	<u>(88,321)</u>	<u>145,301</u>
Total Nonoperating Revenues (Expenses)	<u>30,000</u>	<u>(134)</u>	<u>(30,134)</u>	<u>227,434</u>
Income (Loss) Before Transfers	<u>(589,721)</u>	<u>1,458,222</u>	<u>2,047,943</u>	<u>386,790</u>
<b>Transfers</b>				
Equipment Services Fund	-	-	-	(23,950)
Change in Net Position	<u>\$ (589,721)</u>	<u>1,458,222</u>	<u>\$ 2,047,943</u>	<u>362,840</u>
<b>Net Position, July 1</b>		<u>489,163</u>		<u>126,323</u>
<b>Net Position, June 30</b>		<u>\$ 1,947,385</u>		<u>\$ 489,163</u>

**WASHOE COUNTY, NEVADA**  
**BUILDING AND SAFETY FUND**  
**SCHEDULE OF CASH FLOWS - BUDGET AND ACTUAL**  
**FOR THE YEAR ENDED JUNE 30, 2021**  
**(WITH COMPARATIVE ACTUAL AMOUNTS FOR THE YEAR ENDED JUNE 30, 2020)**

	2021			2020
	Budget	Actual	Variance	Actual
<b>Increase (Decrease) in Cash and Cash Equivalents</b>				
Cash Flows From Operating Activities:				
Cash received from customers	\$ 3,210,000	\$ 4,801,839	\$ 1,591,839	\$ 3,626,661
Cash payments for personnel costs	(2,710,466)	(2,137,573)	572,893	(2,115,471)
Cash payments for services and supplies	(1,026,503)	(915,216)	111,287	(961,044)
Net Cash Provided (Used) by Operating Activities	(526,969)	1,749,050	2,276,019	550,146
Cash Flows From Capital and Related Financing Activities:				
Acquisition of capital assets	(70,000)	(1)	69,999	(23,950)
Net Cash Provided (Used) by Capital and Related Financing Activities	(70,000)	(1)	69,999	(23,950)
Cash Flows From Investing Activities:				
Investment earnings	30,000	2,440	(27,560)	226,756
Net Increase (Decrease) in Cash and Cash Equivalents	(566,969)	1,751,489	2,318,458	752,952
<b>Cash and Cash Equivalents, July 1</b>	3,970,645	5,517,807	1,547,162	4,764,855
<b>Cash and Cash Equivalents, June 30</b>	\$ 3,403,676	\$ 7,269,296	\$ 3,865,620	\$ 5,517,807
<b>Reconciliation of Operating Income (Loss) to Net Cash Provided (Used) by Operating Activities</b>				
Operating income (loss)	\$ (552,269)	1,458,356	\$ 2,010,625	\$ 159,356
Adjustments to reconcile operating income (loss) to net cash provided (used) by operating activities:				
Depreciation	21,800	20,058	(1,742)	20,058
Net pension expense	-	28,982	28,982	82,067
Net other post employment benefits expense	-	(177,841)	(177,841)	(74,478)
Change in liabilities:				
Increase (decrease) in:				
Accounts payable	-	(44,301)	(44,301)	(12,775)
Accrued salaries and benefits	-	11,601	11,601	9,640
Compensated absences	3,500	42,081	38,581	9,412
Unearned revenue	-	410,114	410,114	356,866
Total Adjustments	25,300	290,694	265,394	390,790
Net Cash Provided (Used) by Operating Activities	\$ (526,969)	\$ 1,749,050	\$ 2,276,019	\$ 550,146

**WASHOE COUNTY, NEVADA  
NONMAJOR ENTERPRISE FUND  
STATEMENT OF NET POSITION  
JUNE 30, 2021**

	<u><b>Golf Course Fund</b></u>
<b>Assets</b>	
Current Assets:	
Cash and investments	\$ 3,948,020
Accounts receivable	92,316
Interest receivable	8,842
Total Current Assets	<u>4,049,178</u>
Noncurrent Assets:	
Capital Assets:	
Nondepreciable:	
Land	608,353
Plant capacity	825,150
Depreciable:	
Land improvements	4,080,561
Buildings and improvements	1,258,356
Equipment	164,804
Less accumulated depreciation	<u>(4,909,960)</u>
Total Noncurrent Assets	<u>2,027,264</u>
Total Assets	<u>6,076,442</u>
<b>Deferred Outflows of Resources</b>	
Deferred outflows of resources related to pensions	<u>25,302</u>
<b>Liabilities</b>	
Current Liabilities:	
Accounts payable	6,465
Accrued salaries and benefits	752
Miscellaneous	3,611
Due to other governments	<u>64,374</u>
Total Current Liabilities	75,202
Noncurrent Liabilities:	
Other long term liabilities - pensions	<u>454,659</u>
Total Noncurrent Liabilities	<u>454,659</u>
Total Liabilities	<u>529,861</u>
<b>Deferred Inflows of Resources</b>	
Deferred inflows of resources related to pensions	<u>40,509</u>
<b>Net Position</b>	
Net investment in capital assets	2,027,264
Unrestricted	<u>3,504,110</u>
Total Net Position	<u><u>\$ 5,531,374</u></u>

**WASHOE COUNTY, NEVADA  
NONMAJOR ENTERPRISE FUND  
STATEMENT OF REVENUES, EXPENSES AND CHANGES IN NET POSITION  
FOR THE YEAR ENDED JUNE 30, 2021**

	<b>Golf Course Fund</b>
<b>Operating Revenues</b>	
Charges for Services:	
Golf course fees	\$ 327,551
Miscellaneous	40,000
Total Operating Revenues	367,551
<b>Operating Expenses</b>	
Salaries and wages	25,971
Employee benefits	11,678
Services and supplies	262,453
Depreciation/amortization	73,455
Total Operating Expenses	373,557
Operating Income (Loss)	(6,006)
<b>Nonoperating Revenues (Expenses)</b>	
Investment earnings	55,502
Net increase (decrease) in the fair value of investments	(47,761)
Other nonoperating revenue	5,637
Total Nonoperating Revenues (Expenses)	13,378
Change in Net Position	7,372
<b>Net Position, July 1</b>	5,524,002
<b>Net Position, June 30</b>	\$ 5,531,374

**WASHOE COUNTY, NEVADA  
NONMAJOR ENTERPRISE FUND  
STATEMENT OF CASH FLOWS  
FOR THE YEAR ENDED JUNE 30, 2021**

	<b>Golf Course Fund</b>
<b>Increase (Decrease) In Cash and Cash Equivalents</b>	
Cash Flows From Operating Activities:	
Cash received from customers	\$ 263,926
Cash received from other sources	40,000
Cash payments for personnel costs	(37,754)
Cash payments for services and supplies	<u>(579,888)</u>
Net Cash Provided (Used) by Operating Activities	<u>(313,716)</u>
Cash Flows From Investing Activities:	
Investment earnings	<u>19,148</u>
Net Increase in Cash and Cash Equivalents	(294,568)
<b>Cash and Cash Equivalents, July 1</b>	<u>4,242,588</u>
<b>Cash and Cash Equivalents, June 30</b>	<u>\$ 3,948,020</u>
<b>Reconciliation of Operating Income (Loss) to Net Cash Provided (Used) by Operating Activities</b>	
Operating income (loss)	\$ <u>(6,006)</u>
Adjustments to reconcile operating income (loss) to net cash provided (used) by operating activities:	
Depreciation/amortization	73,455
Net Pension Expense	1,131
Change in assets and liabilities:	
(Increase) decrease in:	
Accounts receivable	(63,625)
Increase (decrease) in:	
Accounts payable	(78,098)
Accrued salaries and benefits	(1,236)
Due to other government	(242,948)
Other liabilities	<u>3,611</u>
Total Adjustments	<u>(307,710)</u>
Net Cash Provided (Used) by Operating Activities	<u>\$ (313,716)</u>

**WASHOE COUNTY, NEVADA**  
**GOLF COURSE FUND**  
**SCHEDULE OF REVENUES, EXPENSES AND CHANGES IN NET POSITION - BUDGET AND ACTUAL**  
**FOR THE YEAR ENDED JUNE 30, 2021**  
**(WITH COMPARATIVE ACTUAL AMOUNTS FOR THE YEAR ENDED JUNE 30, 2020)**

	2021			2020
	Budget	Actual	Variance	Actual
<b>Operating Revenues</b>				
Charges for Services:				
Golf courses	\$ 299,000	\$ 327,551	\$ 28,551	\$ 177,449
Other	40,000	40,000	-	280,000
Total Operating Revenues	339,000	367,551	28,551	457,449
<b>Operating Expenses</b>				
Salaries and wages	46,443	25,971	20,472	26,975
Employee benefits	10,904	11,678	(774)	12,247
Services and supplies	287,730	262,453	25,277	562,337
Depreciation/amortization	208,400	73,455	134,945	73,638
Total Operating Expenses	553,477	373,557	179,920	675,197
Operating Income (Loss)	(214,477)	(6,006)	208,471	(217,748)
<b>Nonoperating Revenues (Expenses)</b>				
Investment earnings	15,200	55,502	40,302	83,290
Net increase (decrease) in the fair value of investments	-	(47,761)	(47,761)	93,918
Gain (loss) on asset disposition	-	-	-	2,804,138
Other nonoperating revenue	-	5,637	5,637	3,758
Total Nonoperating Revenues (Expenses)	15,200	13,378	(1,822)	2,985,104
Income (Loss)	(199,277)	7,372	206,649	2,767,356
Change in Net Position	\$ (199,277)	7,372	\$ 206,649	2,767,356
<b>Net Position, July 1</b>		5,524,002		2,756,646
<b>Net Position, June 30</b>		\$ 5,531,374		\$ 5,524,002



**WASHOE COUNTY, NEVADA**  
**GOLF COURSE FUND**  
**SCHEDULE OF CASH FLOWS - BUDGET AND ACTUAL**  
**FOR THE YEAR ENDED JUNE 30, 2021**  
**(WITH COMPARATIVE ACTUAL AMOUNTS FOR THE YEAR ENDED JUNE 30, 2020)**

	<u>2021</u>			<u>2020</u>
	<u>Budget</u>	<u>Actual</u>	<u>Variance</u>	<u>Actual</u>
<b>Increase (Decrease) in Cash and Cash Equivalents</b>				
Cash Flows From Operating Activities:				
Cash received from customers	\$ 339,000	\$ 263,926	\$ (75,074)	\$ 180,351
Cash from other sources	-	40,000	40,000	280,000
Cash payments for personnel costs	(57,347)	(37,754)	19,593	(35,827)
Cash payments for services and supplies	(287,730)	(579,888)	(292,158)	(363,448)
Net Cash Provided (Used) by Operating Activities	(6,077)	(313,716)	(307,639)	61,076
Cash Flows From Capital and Related Financing Activities:				
Dispositions of capital assets	-	-	-	3,138,910
Acquisition of capital assets	(2,332,800)	-	2,332,800	-
Net Cash Provided (Used) by Capital and Related Financing Activities	(2,332,800)	-	2,332,800	3,138,910
Cash Flows From Investing Activities:				
Investment earnings	16,500	19,148	2,648	169,814
Net Increase (Decrease) in Cash and Cash Equivalents	(2,322,377)	(294,568)	2,027,809	3,369,800
<b>Cash and Cash Equivalents, July 1</b>	3,163,714	4,242,588	1,078,874	872,788
<b>Cash and Cash Equivalents, June 30</b>	\$ 841,337	\$ 3,948,020	\$ 3,106,683	\$ 4,242,588
<b>Reconciliation of Operating Income (Loss) to Net Cash Provided (Used) by Operating Activities</b>				
Operating income (loss)	\$ (214,477)	\$ (6,006)	\$ 208,471	\$ (217,748)
Adjustments to reconcile operating income (loss) to net cash provided (used) by operating activities:				
Depreciation/amortization	208,400	73,455	(134,945)	73,638
Net pension expense	-	1,131	1,131	1,819
Net effluent water expense	-	-	-	(192,996)
Change in assets and liabilities:				
(Increase) decrease in:				
Accounts receivable	-	(63,625)	(63,625)	2,902
Increase (decrease) in:				
Accounts payable	-	(78,098)	(78,098)	84,563
Accrued salaries and benefits	-	(1,236)	(1,236)	1,576
Due to other governments	-	(242,948)	(242,948)	307,322
Other Liabilities	-	3,611	3,611	-
Total Adjustments	208,400	(307,710)	(516,110)	278,824
Net Cash Provided (Used) by Operating Activities	\$ (6,077)	\$ (313,716)	\$ (307,639)	\$ 61,076



*This Page Intentionally Left Blank*



# **INTERNAL SERVICE FUNDS**

## INTERNAL SERVICE FUNDS

Internal service funds are used to account for the financing of goods or services provided by one department to other departments of the County, or to other agencies, on a cost-reimbursement basis.

---

	<u>Page</u>
<b>Risk Management Fund</b>	
To account for revenues received for providing the County with property and liability insurance, workers' compensation and unemployment compensation insurance. ....	160
<b>Health Benefits Fund</b>	
To account for the self-insured health plan and other contractual health insurance plans.....	162
<b>Equipment Services Fund</b>	
To account for revenues received for maintaining and purchasing automobiles and other vehicles and specialized large equipment for use by other County departments. ....	164

**WASHOE COUNTY, NEVADA**  
**INTERNAL SERVICE FUNDS**  
**COMBINING STATEMENT OF NET POSITION**  
**JUNE 30, 2021**

	<b>Risk Management Fund</b>	<b>Health Benefits Fund</b>	<b>Equipment Services Fund</b>	<b>Total</b>
<b>Assets</b>				
Current Assets:				
Cash and investments	\$ 37,529,283	\$ 15,438,388	\$ 4,208,173	\$ 57,175,844
Accounts receivable	25,880	5,197,468	-	5,223,348
Interest receivable	79,033	38,792	-	117,825
Inventory	-	-	331,777	331,777
Other assets	9,983	-	-	9,983
Due from other governments	-	122,825	-	122,825
Prepaid lease expense	-	-	57,719	57,719
Total Current Assets	<u>37,644,179</u>	<u>20,797,473</u>	<u>4,597,669</u>	<u>63,039,321</u>
Noncurrent Assets:				
Restricted cash and investments	2,274,000	-	-	2,274,000
Long-term prepaids	-	-	73,127	73,127
Long-term deposits	-	-	2,164,372	2,164,372
Capital Assets:				
Construction in progress	-	-	2,538,067	2,538,067
Buildings and improvements	-	-	24,990	24,990
Equipment	-	-	31,916,058	31,916,058
Less accumulated depreciation	-	-	(22,053,360)	(22,053,360)
Total Noncurrent Assets	<u>2,274,000</u>	<u>-</u>	<u>14,663,254</u>	<u>16,937,254</u>
Total Assets	<u>39,918,179</u>	<u>20,797,473</u>	<u>19,260,923</u>	<u>79,976,575</u>
<b>Liabilities</b>				
Current Liabilities:				
Accounts payable	261,541	443,836	376,323	1,081,700
Accrued salaries and benefits	15,422	15,264	55,700	86,386
Compensated absences	44,942	54,005	194,874	293,821
Deferred revenue	-	336,166	-	336,166
Due to other governments	-	11,300	19	11,319
Pending claims	6,693,000	4,926,000	-	11,619,000
Total Current Liabilities	<u>7,014,905</u>	<u>5,786,571</u>	<u>626,916</u>	<u>13,428,392</u>
Noncurrent Liabilities:				
Compensated absences	15,955	19,172	69,183	104,310
Pending claims	9,137,000	-	-	9,137,000
Pending claims payable from restricted cash	2,274,000	-	-	2,274,000
Total Noncurrent Liabilities	<u>11,426,955</u>	<u>19,172</u>	<u>69,183</u>	<u>11,515,310</u>
Total Liabilities	<u>18,441,860</u>	<u>5,805,743</u>	<u>696,099</u>	<u>24,943,702</u>
<b>Net Position</b>				
Net investment in capital assets	-	-	12,425,754	12,425,754
Restricted for future claims	21,476,319	14,991,730	-	36,468,049
Unrestricted	-	-	6,139,070	6,139,070
Total Net Position	<u>\$ 21,476,319</u>	<u>\$ 14,991,730</u>	<u>\$ 18,564,824</u>	<u>\$ 55,032,873</u>

**WASHOE COUNTY, NEVADA**  
**INTERNAL SERVICE FUNDS**  
**COMBINING STATEMENT OF REVENUES, EXPENSES AND CHANGES IN NET POSITION**  
**FOR THE YEAR ENDED JUNE 30, 2021**

	<b>Risk Management Fund</b>	<b>Health Benefits Fund</b>	<b>Equipment Services Fund</b>	<b>Total</b>
<b>Operating Revenues</b>				
Charges for Services:				
Self insurance fees	\$ 7,371,934	\$ 53,886,340	\$ -	\$ 61,258,274
Equipment service billings	-	-	8,843,545	8,843,545
Miscellaneous	334,385	3,316,735	21,407	3,672,527
Total Operating Revenues	7,706,319	57,203,075	8,864,952	73,774,346
<b>Operating Expenses</b>				
Salaries and wages	390,339	383,931	1,347,581	2,121,851
Employee benefits	192,252	207,231	812,538	1,212,021
Services and supplies	4,501,459	56,137,665	3,559,084	64,198,208
Depreciation	-	-	1,976,993	1,976,993
Total Operating Expenses	5,084,050	56,728,827	7,696,196	69,509,073
Operating Income (Loss)	2,622,269	474,248	1,168,756	4,265,273
<b>Nonoperating Revenues (Expenses)</b>				
Investment earnings	366,117	171,870	115,531	653,518
Net increase (decrease) in the fair value of investments	(347,755)	(157,564)	-	(505,319)
Gain (loss) on asset disposition	32,038	-	227,879	259,917
Federal grants	-	917,267	-	917,267
Other nonoperating revenue	-	27,575	-	27,575
Total Nonoperating Revenues (Expenses)	50,400	959,148	343,410	1,352,958
Income (Loss) Before Capital Contributions and Transfers	2,672,669	1,433,396	1,512,166	5,618,231
<b>Capital Contributions</b>				
Contributions from other funds	-	-	366,097	366,097
<b>Transfers</b>				
General Fund	3,000,000	-	-	3,000,000
Change in Net Position	5,672,669	1,433,396	1,878,263	8,984,328
<b>Net Position, July 1</b>	15,803,650	13,558,334	16,686,561	46,048,545
<b>Net Position, June 30</b>	\$ 21,476,319	\$ 14,991,730	\$ 18,564,824	\$ 55,032,873

**WASHOE COUNTY, NEVADA  
INTERNAL SERVICE FUNDS  
COMBINING STATEMENT OF CASH FLOWS  
FOR THE YEAR ENDED JUNE 30, 2021**

	<b>Risk Management Fund</b>	<b>Health Benefits Fund</b>	<b>Equipment Services Fund</b>	<b>Total</b>
<b>Increase (Decrease) in Cash and Cash Equivalents</b>				
Cash Flows From Operating Activities:				
Cash received from customers	\$ -	\$ 28,830,562	\$ -	\$ 28,830,562
Cash received from other funds	7,371,934	25,846,599	8,843,545	42,062,078
Cash received from others	308,505	3,344,311	21,407	3,674,223
Cash payments for personnel costs	(564,659)	(586,240)	(2,136,576)	(3,287,475)
Cash payments for services and supplies	(4,898,270)	(57,218,314)	(3,210,337)	(65,326,921)
Net Cash Provided (Used) by Operating Activities	2,217,510	216,918	3,518,039	5,952,467
Cash Flows From Noncapital Financing Activities:				
Federal grants	-	917,267	-	917,267
Transfers from General Fund	3,000,000	-	-	3,000,000
Net Cash Provided (Used) by Noncapital Financing Activities	3,000,000	917,267	-	3,917,267
Cash Flows From Capital and Related Financing Activities:				
Proceeds from asset disposition	32,038	-	-	32,038
*Acquisition of capital assets	-	-	(1,402,778)	(1,402,778)
Net Cash Provided (Used) by Capital and Related Financing Activities	32,038	-	(1,402,778)	(1,370,740)
Cash Flows From Investing Activities:				
Investment earnings (loss)	51,144	24,902	-	76,046
Net Increase (Decrease) in Cash and Cash Equivalents	5,300,692	1,159,087	2,115,261	8,575,040
<b>Cash and Cash Equivalents, July 1</b>	34,502,591	14,279,301	2,092,912	50,874,804
<b>Cash and Cash Equivalents, June 30</b>	\$ 39,803,283	\$ 15,438,388	\$ 4,208,173	\$ 59,449,844

(CONTINUED)

**WASHOE COUNTY, NEVADA  
INTERNAL SERVICE FUNDS  
COMBINING STATEMENT OF CASH FLOWS  
FOR THE YEAR ENDED JUNE 30, 2021**

	<u>Risk Management Fund</u>	<u>Health Benefits Fund</u>	<u>Equipment Services Fund</u>	<u>Total</u>
<b>Reconciliation of Operating Income (Loss) to Net Cash Provided (Used) by Operating Activities</b>				
Operating income (loss)	\$ 2,622,269	\$ 474,248	\$ 1,168,756	\$ 4,265,273
Adjustments to reconcile operating income (loss) to net cash provided (used) by operating activities:				
Depreciation	-	-	1,976,993	1,976,993
Other nonoperating revenues	-	27,575	115,531	143,106
Change in assets and liabilities:				
(Increase) decrease in:				
Accounts receivable	(25,880)	888,915	-	863,035
Inventory	-	-	20,567	20,567
Prepaid lease	-	-	48,752	48,752
Due from other governments	-	(122,825)	-	(122,825)
Other assets	141,388	-	-	141,388
Increase (decrease) in:				
Accounts payable	199,913	(986,649)	164,416	(622,320)
Accrued salaries and benefits	3,587	2,951	5,862	12,400
Compensated absences	14,345	1,971	17,681	33,997
Due to other governments	-	11,300	(519)	10,781
Due to other funds	(59,112)	-	-	(59,112)
Other liabilities	-	13,432	-	13,432
Pending claims	(679,000)	(94,000)	-	(773,000)
<b>Total Adjustments</b>	<b>(404,759)</b>	<b>(257,330)</b>	<b>2,349,283</b>	<b>1,687,194</b>
<b>Net Cash Provided (Used) by Operating Activities</b>	<b>\$ 2,217,510</b>	<b>\$ 216,918</b>	<b>\$ 3,518,039</b>	<b>\$ 5,952,467</b>
*Acquisition of Capital Assets Financed by Cash	\$	\$	\$ 1,402,778	\$ 1,402,778
Capital transferred from other funds	-	-	366,097	366,097
Capital asset value acquisition correction	-	-	227,879	227,879
Increase (decrease) in accounts payable	-	-	164,416	164,416
<b>Total Acquisition of Capital Assets</b>	<b>\$ -</b>	<b>\$ -</b>	<b>\$ 2,161,170</b>	<b>\$ 2,161,170</b>



**WASHOE COUNTY, NEVADA**  
**RISK MANAGEMENT FUND**  
**SCHEDULE OF REVENUES, EXPENSES AND CHANGES IN NET POSITION - BUDGET AND ACTUAL**  
**FOR THE YEAR ENDED JUNE 30, 2021**  
**(WITH COMPARATIVE ACTUAL AMOUNTS FOR THE YEAR ENDED JUNE 30, 2020)**

	<u>2021</u>			<u>2020</u>
	<u>Budget</u>	<u>Actual</u>	<u>Variance</u>	<u>Actual</u>
<b>Operating Revenues</b>				
Charges for Services:				
Insurance premiums	\$ 7,176,002	\$ 7,371,934	\$ 195,932	\$ 7,262,074
Miscellaneous:				
Other	50,000	334,385	284,385	88,324
Total Operating Revenues	<u>7,226,002</u>	<u>7,706,319</u>	<u>480,317</u>	<u>7,350,398</u>
<b>Operating Expenses</b>				
Salaries and wages	410,096	390,339	19,757	401,924
Employee benefits	210,620	192,252	18,368	203,191
Services and supplies	7,785,411	4,501,459	3,283,952	5,319,415
Total Operating Expenses	<u>8,406,127</u>	<u>5,084,050</u>	<u>3,322,077</u>	<u>5,924,530</u>
Operating Income (Loss)	<u>(1,180,125)</u>	<u>2,622,269</u>	<u>3,802,394</u>	<u>1,425,868</u>
<b>Nonoperating Revenues (Expenses)</b>				
Investment earnings	327,200	366,117	38,917	602,365
Net increase (decrease) in the fair value of investments	-	(347,755)	(347,755)	822,363
Miscellaneous:				
Other nonoperating revenue	-	32,038	32,038	-
Total Nonoperating Revenues (Expenses)	<u>327,200</u>	<u>50,400</u>	<u>(276,800)</u>	<u>1,424,728</u>
Income (Loss) before Transfers	<u>(852,925)</u>	<u>2,672,669</u>	<u>3,525,594</u>	<u>2,850,596</u>
<b>Transfers</b>				
General Fund	-	3,000,000	3,000,000	(3,000,000)
Change in Net Position	<u><u>\$ (852,925)</u></u>	<u><u>5,672,669</u></u>	<u><u>\$ 3,525,594</u></u>	<u><u>(149,404)</u></u>
<b>Net Position, July 1</b>		<u>15,803,650</u>		<u>15,953,054</u>
<b>Net Position, June 30</b>		<u><u>\$ 21,476,319</u></u>		<u><u>\$ 15,803,650</u></u>

**WASHOE COUNTY, NEVADA**  
**RISK MANAGEMENT FUND**  
**SCHEDULE OF CASH FLOWS - BUDGET AND ACTUAL**  
**FOR THE YEAR ENDED JUNE 30, 2021**  
**(WITH COMPARATIVE ACTUAL AMOUNTS FOR THE YEAR ENDED JUNE 30, 2020)**

	<b>2021</b>			<b>2020</b>
	<b>Budget</b>	<b>Actual</b>	<b>Variance</b>	<b>Actual</b>
<b>Increase (Decrease) in Cash and Cash Equivalents</b>				
Cash Flows From Operating Activities:				
Cash received from other funds	\$ 7,176,002	\$ 7,371,934	\$ 195,932	\$ 7,262,074
Cash received from others	50,000	308,505	258,505	88,324
Cash payments for personnel costs	(620,716)	(564,659)	56,057	(609,686)
Cash payments for services and supplies	(7,785,411)	(4,898,270)	2,887,141	(6,964,917)
Net Cash Provided (Used) by Operating Activities	(1,180,125)	2,217,510	3,397,635	(224,205)
Cash Flows From Noncapital and Related Financing Activities:				
Transfers from General Fund	-	3,000,000	3,000,000	(3,000,000)
Cash Flows From Capital and Related Financing Activities:				
Proceeds from asset disposition	-	32,038	32,038	-
Cash Flows From Investing Activities:				
Investment earnings	327,200	51,144	(276,056)	1,439,760
Net Increase (Decrease) in Cash and Cash Equivalents	(852,925)	5,300,692	6,153,617	(1,784,445)
<b>Cash and Cash Equivalents, July 1</b>	32,446,079	34,502,591	2,056,512	36,287,036
<b>Cash and Cash Equivalents, June 30</b>	\$ 31,593,154	\$ 39,803,283	\$ 8,210,129	\$ 34,502,591
<b>Reconciliation of Operating Income (Loss) to Net Cash Provided (Used) by Operating Activities</b>				
Operating income (loss)	\$ (1,180,125)	\$ 2,622,269	\$ 3,802,394	\$ 1,425,868
Adjustments to reconcile operating income (loss) to net cash provided (used) by operating activities:				
Change in assets and liabilities:				
(Increase) decrease in:				
Accounts receivable	-	(25,880)	(25,880)	-
Other assets	-	141,388	141,388	(139,392)
Change in liabilities:				
Increase (decrease) in:				
Accounts payable	-	199,913	199,913	55,778
Accrued salaries and benefits	-	3,587	3,587	1,708
Compensated absences	-	14,345	14,345	(6,279)
Due to other funds	-	(59,112)	(59,112)	59,112
Pending claims	-	(679,000)	(679,000)	(1,621,000)
Total Adjustments	-	(404,759)	(404,759)	(1,650,073)
Net Cash Provided (Used) by Operating Activities	\$ (1,180,125)	\$ 2,217,510	\$ 3,397,635	\$ (224,205)

**WASHOE COUNTY, NEVADA  
HEALTH BENEFITS FUND  
SCHEDULE OF REVENUES, EXPENSES AND CHANGES IN NET POSITION - BUDGET AND ACTUAL  
FOR THE YEAR ENDED JUNE 30, 2021  
(WITH COMPARATIVE ACTUAL AMOUNTS FOR THE YEAR ENDED JUNE 30, 2020)**

	2021			2020
	Budget	Actual	Variance	Actual
<b>Operating Revenues</b>				
Charges for Services:				
Insurance premiums	\$ 55,798,650	\$ 53,886,340	\$ (1,912,310)	\$ 52,201,971
Miscellaneous:				
Other	1,877,200	3,316,735	1,439,535	3,924,050
Total Operating Revenues	57,675,850	57,203,075	(472,775)	56,126,021
<b>Operating Expenses</b>				
Salaries and wages	433,427	383,931	49,496	398,577
Employee benefits	228,107	207,231	20,876	202,462
Services and supplies	58,658,805	56,137,665	2,521,140	56,972,111
Total Operating Expenses	59,320,339	56,728,827	2,591,512	57,573,150
Operating Income (Loss)	(1,644,489)	474,248	2,118,737	(1,447,129)
<b>Nonoperating Revenues (Expenses)</b>				
Investment earnings (net)	90,000	171,870	81,870	240,895
Net increase (decrease) in the fair value of investments	-	(157,564)	(157,564)	399,487
Federal grants	265,000	917,267	652,267	458,977
Other nonoperating revenue	-	27,575	27,575	54,575
Total Nonoperating Revenues (Expenses)	355,000	959,148	604,148	1,153,934
Change in Net Position	\$ (1,289,489)	1,433,396	\$ 2,722,885	(293,195)
<b>Net Position, July 1</b>		13,558,334		13,851,529
<b>Net Position, June 30</b>		\$ 14,991,730		\$ 13,558,334

**WASHOE COUNTY, NEVADA**  
**HEALTH BENEFITS FUND**  
**SCHEDULE OF CASH FLOWS - BUDGET AND ACTUAL**  
**FOR THE YEAR ENDED JUNE 30, 2021**  
**(WITH COMPARATIVE ACTUAL AMOUNTS FOR THE YEAR ENDED JUNE 30, 2020)**

	2021			2020
	Budget	Actual	Variance	Actual
<b>Increase (Decrease) in Cash and Cash Equivalents</b>				
Cash Flows From Operating Activities:				
Cash received from customers	\$ 28,636,684	\$ 28,830,562	\$ 193,878	\$ 26,546,741
Cash received from other funds	27,161,966	25,846,599	(1,315,367)	25,196,603
Cash received from others	1,877,200	3,344,311	1,467,111	3,342,118
Cash payments for personnel costs	(658,534)	(586,240)	72,294	(594,006)
Cash payments for services and supplies	(57,237,605)	(57,218,314)	19,291	(54,977,292)
Net Cash Provided (Used) by Operating Activities	(220,289)	216,918	437,207	(485,836)
Cash Flows From Noncapital Financing Activities:				
Federal grants	265,000	917,267	652,267	458,977
Cash Flows From Investing Activities:				
Investment earnings (loss)	90,000	24,902	(65,098)	646,375
Net Increase (Decrease) in Cash and Cash Equivalents	134,711	1,159,087	1,024,376	619,516
<b>Cash and Cash Equivalents, July 1</b>	12,582,849	14,279,301	1,696,452	13,659,785
<b>Cash and Cash Equivalents, June 30</b>	\$ 12,717,560	\$ 15,438,388	\$ 2,720,828	\$ 14,279,301
<b>Reconciliation of Operating Income (Loss) to Net Cash Provided (Used) by Operating Activities</b>				
Operating income (loss)	\$ (1,644,489)	\$ 474,248	\$ 2,118,737	\$ (1,447,129)
Adjustments to reconcile operating income (loss) to net cash provided (used) by operating activities:				
Other nonoperating revenues	-	27,575	27,575	54,575
Change in assets and liabilities:				
(Increase) decrease in:				
Accounts receivable	-	888,915	888,915	(475,169)
Reimbursements receivable	-	-	-	(636,507)
Due from other governments	-	(122,825)	(122,825)	-
Deposits	-	-	-	11,081
Increase (decrease) in:				
Accounts payable	-	(986,649)	(986,649)	562,738
Accrued salaries and benefits	-	2,951	2,951	3,352
Compensated absences	3,000	1,971	(1,029)	3,681
Other liabilities	-	13,432	13,432	16,542
Due to other governments	-	11,300	11,300	-
Pending claims	1,421,200	(94,000)	(1,515,200)	1,421,000
Total Adjustments	1,424,200	(257,330)	(1,681,530)	961,293
Net Cash Provided (Used) by Operating Activities	\$ (220,289)	\$ 216,918	\$ 437,207	\$ (485,836)

**WASHOE COUNTY, NEVADA**  
**EQUIPMENT SERVICES FUND**  
**SCHEDULE OF REVENUES, EXPENSES AND CHANGES IN NET POSITION - BUDGET AND ACTUAL**  
**FOR THE YEAR ENDED JUNE 30, 2021**  
**(WITH COMPARATIVE ACTUAL AMOUNTS FOR THE YEAR ENDED JUNE 30, 2020)**

	2021			2020
	Budget	Actual	Variance	Actual
<b>Operating Revenues</b>				
Charges for Services:				
Equipment service billings	\$ 9,740,026	\$ 8,843,545	\$ (896,481)	\$ 8,515,148
Miscellaneous:				
Other	50,000	21,407	(28,593)	19,278
Total Operating Revenues	9,790,026	8,864,952	(925,074)	8,534,426
<b>Operating Expenses</b>				
Salaries and wages	1,456,397	1,347,581	108,816	1,381,438
Employee benefits	913,713	812,538	101,175	866,937
Services and supplies	4,093,284	3,559,084	534,200	3,957,108
Depreciation	2,132,670	1,976,993	155,677	2,086,259
Total Operating Expenses	8,596,064	7,696,196	899,868	8,291,742
Operating Income (Loss)	1,193,962	1,168,756	(25,206)	242,684
<b>Nonoperating Revenues (Expenses)</b>				
Investment earnings	115,531	115,531	-	117,969
Gain (loss) on asset disposition	200,000	227,879	27,879	135,240
Total Nonoperating Revenues (Expenses)	315,531	343,410	27,879	253,209
Income (Loss) Before Capital Contributions and Transfers	1,509,493	1,512,166	2,673	495,893
<b>Capital Contributions</b>				
Contributions from other funds	300,000	366,097	66,097	203,895
<b>Transfers</b>				
Building and Safety Fund	-	-	-	23,950
Utilities Fund	-	-	-	76,760
Total Transfers	-	-	-	100,710
Change in Net Position	\$ 1,809,493	1,878,263	\$ 68,770	800,498
<b>Net Position, July 1</b>		16,686,561		15,886,063
<b>Net Position, June 30</b>		\$ 18,564,824		\$ 16,686,561

**WASHOE COUNTY, NEVADA  
EQUIPMENT SERVICES FUND  
SCHEDULE OF CASH FLOWS - BUDGET AND ACTUAL  
FOR THE YEAR ENDED JUNE 30, 2021  
(WITH COMPARATIVE ACTUAL AMOUNTS FOR THE YEAR ENDED JUNE 30, 2020)**

	<u>2021</u>			<u>2020</u>
	<u>Budget</u>	<u>Actual</u>	<u>Variance</u>	<u>Actual</u>
<b>Increase (Decrease) in Cash and Cash Equivalents</b>				
Cash Flows From Operating Activities:				
Cash received from other funds	\$ 9,740,026	\$ 8,843,545	\$ (896,481)	\$ 8,515,148
Cash received from others	50,000	21,407	(28,593)	19,278
Cash payments for personnel costs	(2,370,110)	(2,136,576)	233,534	(2,261,036)
Cash payments for services and supplies	<u>(3,977,753)</u>	<u>(3,210,337)</u>	<u>767,416</u>	<u>(3,873,525)</u>
Net Cash Provided (Used) by Operating Activities	<u>3,442,163</u>	<u>3,518,039</u>	<u>75,876</u>	<u>2,399,865</u>
Cash Flows from Noncapital Financing Activities:				
Transfer from Water Resources Fund	-	-	-	76,760
Transfer from Building and Safety Fund	<u>-</u>	<u>-</u>	<u>-</u>	<u>23,950</u>
Net Cash Provided (Used) by Noncapital Financing Activities	<u>-</u>	<u>-</u>	<u>-</u>	<u>100,710</u>
Cash Flows From Capital and Related Financing Activities:				
Proceeds from asset disposition	200,000	-	(200,000)	135,240
*Acquisition of capital assets	<u>(3,619,361)</u>	<u>(1,402,778)</u>	<u>2,216,583</u>	<u>(1,992,588)</u>
Net Cash Provided (Used) by Capital and Related Financing Activities	<u>(3,419,361)</u>	<u>(1,402,778)</u>	<u>2,016,583</u>	<u>(1,857,348)</u>
Net Increase (Decrease) in Cash and Cash Equivalents	22,802	2,115,261	2,092,459	643,227
<b>Cash and Cash Equivalents, July 1</b>	<u>2,409,664</u>	<u>2,092,912</u>	<u>(316,752)</u>	<u>1,449,685</u>
<b>Cash and Cash Equivalents, June 30</b>	<u>\$ 2,432,466</u>	<u>\$ 4,208,173</u>	<u>\$ 1,775,707</u>	<u>\$ 2,092,912</u>

(CONTINUED)

**WASHOE COUNTY, NEVADA  
EQUIPMENT SERVICES FUND  
SCHEDULE OF CASH FLOWS - BUDGET AND ACTUAL  
FOR THE YEAR ENDED JUNE 30, 2021  
(WITH COMPARATIVE ACTUAL AMOUNTS FOR THE YEAR ENDED JUNE 30, 2020)**

	<u>2021</u>			<u>2020</u>
	<u>Budget</u>	<u>Actual</u>	<u>Variance</u>	<u>Actual</u>
<b>Reconciliation of Operating Income (Loss) to Net Cash Provided (Used) by Operating Activities</b>				
Operating income (loss)	\$ 1,193,962	\$ 1,168,756	\$ (25,206)	\$ 242,684
Adjustments to reconcile operating income (loss) to net cash provided (used) by operating activities:				
Depreciation	2,132,670	1,976,993	(155,677)	2,086,259
Other nonoperating revenue	115,531	115,531	-	117,969
Change in assets and liabilities:				
(Increase) decrease in:				
Inventory	-	20,567	20,567	(27,305)
Prepaid lease expense	-	48,752	48,752	48,751
Increase (decrease) in:				
Accounts payable	-	164,416	164,416	(56,242)
Accrued salaries and benefits	-	5,862	5,862	11,489
Compensated absences	-	17,681	17,681	(24,150)
Due to other governments	-	(519)	(519)	410
Total Adjustments	<u>2,248,201</u>	<u>2,349,283</u>	<u>101,082</u>	<u>2,157,181</u>
Net Cash Provided (Used) by Operating Activities	<u>\$ 3,442,163</u>	<u>\$ 3,518,039</u>	<u>\$ 75,876</u>	<u>\$ 2,399,865</u>
<b>*Acquisition of Capital Assets Financed by Cash</b>	\$ 3,619,361	\$ 1,402,778	\$ 2,216,583	\$ 1,992,588
Capital transferred from other funds	-	366,097	(366,097)	-
Capital Assets value acquisition correction	-	227,879	(227,879)	-
Increase (decrease) in accounts payable	-	164,416	(164,416)	-
Total Acquisition of Capital Assets	<u>\$ 3,619,361</u>	<u>\$ 2,161,170</u>	<u>\$ 1,458,191</u>	<u>\$ 1,992,588</u>



## **FIDUCIARY FUNDS**



## FIDUCIARY FUNDS

Fiduciary funds are used to account for assets held in a trustee or agency capacity for others and cannot be used to support the County's own programs.

---

	<u>Page</u>
<b>Pension (and Other Post Employee Benefit) Trust Funds</b>	
Pension plans and OPEB plans that are administered through trusts that meet the criteria in paragraph 3 of Statement 67 or paragraph 3 of Statement 74, respectively.....	170
<b>Investment Trust Funds</b>	
Used to report fiduciary activities from the external portion of investment pools and individual investment accounts for assets that are for the benefit of individuals and Washoe County does not have administrative involvement with the assets or direct financial involvement with the assets. ....	171
<b>Custodial Funds</b>	
Fiduciary activities that are not required to be reported in pension (and other employee benefit) trust funds, investment trust funds, or private-purpose trust funds. ....	172

**WASHOE COUNTY**  
**STATEMENT OF NET POSITION**  
**FIDUCIARY FUNDS**  
**June 30, 2021**

	<b>Pension (and Other Post Employee Benefit) Trust Funds</b>	<b>Investment Trust Funds</b>	<b>Custodial Funds</b>	<b>Total</b>
<b>Assets</b>				
Current Assets:				
Cash and cash equivalents	\$ 4,468,704	\$ 180,305,362	\$ 40,901,204	\$ 225,675,270
Unrealized gain/loss	119,189	(90,170)	-	29,019
Investments	351,765,993	-	-	351,765,993
Accounts receivable	-	452,680	-	452,680
Property tax receivable	-	-	3,103,215	3,103,215
Interest receivable	9,528	387,087	-	396,615
Financial assurances	-	-	80,893	80,893
Due from other funds	-	-	86,022,720	86,022,720
Other assets	-	27,627	40,860	68,487
<b>Total Current Assets</b>	<b>356,363,414</b>	<b>181,082,586</b>	<b>130,148,892</b>	<b>667,594,892</b>
<b>Liabilities</b>				
Current Liabilities:				
Accounts payable	-	112,297	21,591	133,888
Accrued salaries and benefits	2,117	74,792	-	76,909
Unclaimed property	-	-	400,852	400,852
Taxes payable	-	-	5,763,055	5,763,055
Due to other governments	-	358,197	2,042,583	2,400,780
Due to others	3,875,065	9,330	-	3,884,395
Excess trust deed sales	-	-	304,850	304,850
Clearing	-	-	731,357	731,357
Deposits	-	-	7,996	7,996
<b>Total Current Liabilities</b>	<b>3,877,182</b>	<b>554,616</b>	<b>9,272,284</b>	<b>13,704,082</b>
<b>Deferred Inflows of Resources</b>				
Deferred inflows of resources related to revenue	-	-	3,103,215	3,103,215
<b>Net Position</b>				
Restricted for:				
Postemployment benefits other than pensions	352,486,232	-	-	352,486,232
Pool participants	-	180,527,970	-	180,527,970
Individuals, organizations, and other governments	-	-	117,773,393	117,773,393
<b>Total Net Position</b>	<b>\$ 352,486,232</b>	<b>\$ 180,527,970</b>	<b>\$ 117,773,393</b>	<b>\$ 650,787,595</b>

**WASHOE COUNTY, NEVADA**  
**STATEMENT OF CHANGES IN FIDUCIARY NET POSITION**  
**FIDUCIARY FUNDS**  
**FOR THE YEAR ENDED JUNE 30, 2021**

	Other Post Employment Benefits Trust Funds	Investment Trust Funds	Custodial Funds	Total
<b>ADDITIONS</b>				
Public transit tax	\$ -	\$ 37,660,544	\$ -	\$ 37,660,544
Taxes	-	-	370,924,098	370,924,098
Intergovernmental revenues	17,000,000	138,983,571	66,867,612	222,851,183
Licenses and permits	-	-	2,568	2,568
Charges for services	-	7,851,022	25,757	7,876,779
Fines and forfeitures	-	-	51,786,488	51,786,488
Miscellaneous				
Insurance premiums	3,869,161	-	-	3,869,161
Water surcharge	-	1,707,861	-	1,707,861
Reimbursements	2,600,406	8,390,240	-	10,990,646
Investment earnings	12,669,632	2,233,780	460	14,903,872
Net increase (decrease) in the fair value of investments	63,121,307	(2,188,923)	-	60,932,384
Building Income	-	-	62,705	62,705
Refunds	-	-	(232,573)	(232,573)
Rental Income	-	275,297	-	275,297
Project Income	-	361,440	-	361,440
Contributions	-	64,426	342,448	406,874
Other	-	10,002,262	94,429,558	104,431,820
Total Additions	99,260,506	205,341,520	584,209,121	888,811,147
<b>DEDUCTIONS</b>				
Salaries and wages	-	7,669,144	-	7,669,144
Employee benefits	-	262,971	-	262,971
Services and supplies	23,115,026	165,113,779	531,022,657	719,251,462
Total Deductions	23,115,026	173,045,894	531,022,657	727,183,577
Net increase (decrease) in fiduciary net position	76,145,480	32,295,626	53,186,464	161,627,570
<b>Net Position, July 1 as restated</b>	276,340,752	148,232,344	(21,435,791)	403,137,305
<b>Net Position, June 30</b>	\$ 352,486,232	\$ 180,527,970	\$ 31,750,673	\$ 564,764,875

**WASHOE COUNTY, NEVADA**  
**OTHER POST EMPLOYMENT BENEFITS TRUST FUNDS**  
**SCHEDULE OF CHANGES IN FIDUCIARY NET POSITION**  
**FOR THE YEAR ENDED JUNE 30, 2021**  
**(WITH COMPARATIVE ACTUAL AMOUNTS FOR THE YEAR ENDED JUNE 30, 2020)**

	<u>2021</u>	<u>2020</u>
	<u>Actual</u>	<u>Actual</u>
<b>ADDITIONS</b>		
Intergovernmental revenues	17,000,000	20,290,159
Miscellaneous		
Insurance premiums	3,869,161	3,667,479
Reimbursements	2,600,406	1,760,602
Investment earnings	12,669,632	13,714,502
Net increase (decrease) in the		
fair value of investments	63,121,307	3,669,736
Total Additions	<u>99,260,506</u>	<u>43,102,478</u>
<b>DEDUCTIONS</b>		
Services and supplies	<u>23,115,026</u>	<u>21,752,416</u>
Total Deductions	<u>23,115,026</u>	<u>21,752,416</u>
Change in Net Position	76,145,480	21,350,062
<b>Net Position, July 1</b>	<u>276,340,752</u>	<u>254,990,690</u>
<b>Net Position, June 30</b>	<u>\$ 352,486,232</u>	<u>\$ 276,340,752</u>

**WASHOE COUNTY, NEVADA  
INVESTMENT TRUST FUNDS  
SCHEDULE OF CHANGES IN FIDUCIARY NET POSITION  
FOR THE YEAR ENDED JUNE 30, 2021  
(WITH COMPARATIVE ACTUAL AMOUNTS FOR THE YEAR ENDED JUNE 30, 2020)**

	<u>2021</u>	<u>2020</u>
	<u>Actual</u>	<u>Actual</u>
<b>ADDITIONS</b>		
Public transit tax	\$ 37,660,544	\$ 32,858,331
Taxes	-	-
Intergovernmental revenues	138,983,571	133,498,055
Charges for service	7,851,022	6,319,166
Miscellaneous		
Water surcharge	1,707,861	1,586,390
Reimbursements	8,390,240	7,071,177
Investment earnings	2,233,780	2,822,829
Net increase (decrease) in the fair value of investments	(2,188,923)	3,225,322
Rental Income	275,297	273,803
Project Income	361,440	-
Contributions	64,426	167,749
Other	10,002,262	8,290,837
Total Additions	<u>205,341,520</u>	<u>196,113,659</u>
<b>DEDUCTIONS</b>		
Salaries and wages	7,669,144	6,246,593
Employee benefits	262,971	243,210
Services and supplies	165,113,779	163,259,366
Total Deductions	<u>173,045,894</u>	<u>169,749,169</u>
Change in Net Position	\$ 32,295,626	26,364,490
<b>Net Position, July 1</b>	<u>148,232,344</u>	<u>121,867,854</u>
<b>Net Position, June 30</b>	<u>180,527,970</u>	<u>\$ 148,232,344</u>

**WASHOE COUNTY, NEVADA  
CUSTODIAL FUNDS  
SCHEDULE OF CHANGES IN FIDUCIARY NET POSITION  
FOR THE YEAR ENDED JUNE 30, 2021  
(WITH COMPARATIVE ACTUAL AMOUNTS FOR THE YEAR ENDED JUNE 30, 2020)**

	<u>2021</u>	<u>2020</u>
	<u>Actual</u>	<u>Actual</u>
<b>ADDITIONS</b>		
Taxes	\$ 370,924,098	\$ 345,055,723
Licenses and permits	2,568	2,090
Intergovernmental revenues	66,867,612	59,099,709
Charges for service	25,757	73,136
Fines and forfeitures	51,786,488	34,612,691
Miscellaneous		
Investment earnings	460	3,610
Building Income	62,705	29,408
Refunded revenue	(232,573)	(321,771)
Contributions	342,448	512,140
Other	94,429,558	51,876,378
Total Additions	<u>584,209,121</u>	<u>490,943,114</u>
<b>DEDUCTIONS</b>		
Services and supplies	<u>531,022,657</u>	<u>471,413,142</u>
Total Deductions	<u>531,022,657</u>	<u>471,413,142</u>
Change in Net Position	53,186,464	19,529,972
<b>Net Position, July 1 as restated</b>	<u>(21,435,791)</u>	<u>(40,965,763)</u>
<b>Net Position, June 30</b>	<u>\$ 31,750,673</u>	<u>\$ (21,435,791)</u>



**STATISTICAL SECTION**  
**(unaudited)**

## STATISTICAL SECTION

This part of the County's Comprehensive Annual Financial Report presents detailed information as a context for understanding what the information in the Management's Discussion and Analysis, financial statements and note disclosures, says about the government's overall financial health.

---

### Schedules

#### **Financial Trends**

These schedules contain trend information to help the reader understand how the County's financial performance and well-being have changed over time..... 1.1 – 1.5

#### **Revenue Capacity**

These schedules contain information to help the reader assess the County's most significant local revenue source, ad valorem taxes. .... 2.1 – 2.4

#### **Debt Capacity**

These schedules present information to help the reader assess the affordability of the County's current levels of outstanding debt and the County's ability to issue additional debt in the future. .... 3.1 – 3.4

#### **Demographic and Economic Information**

These schedules offer demographic and economic indicators to help the reader understand the environment within which the County's financial activities take place. .... 4.1 – 4.2

#### **Operating Information**

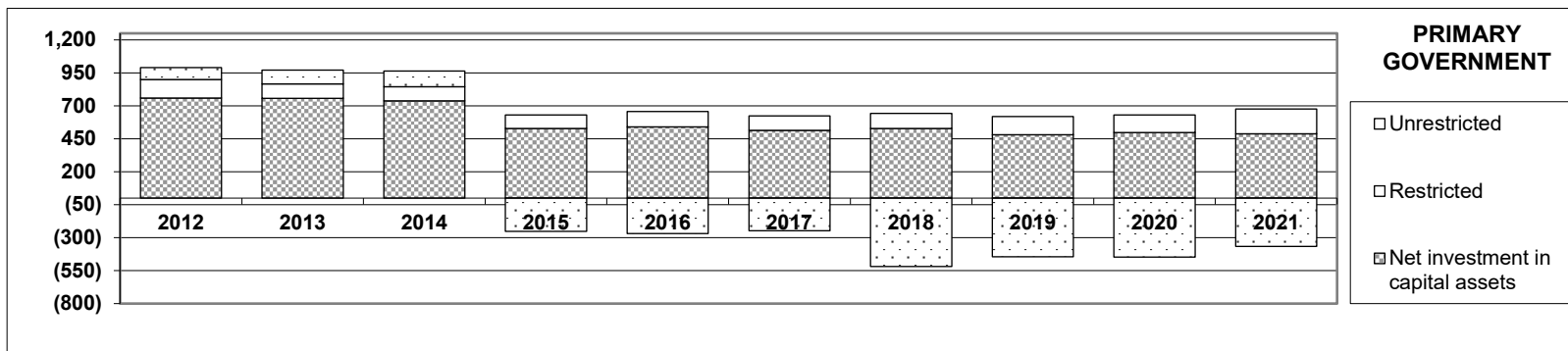
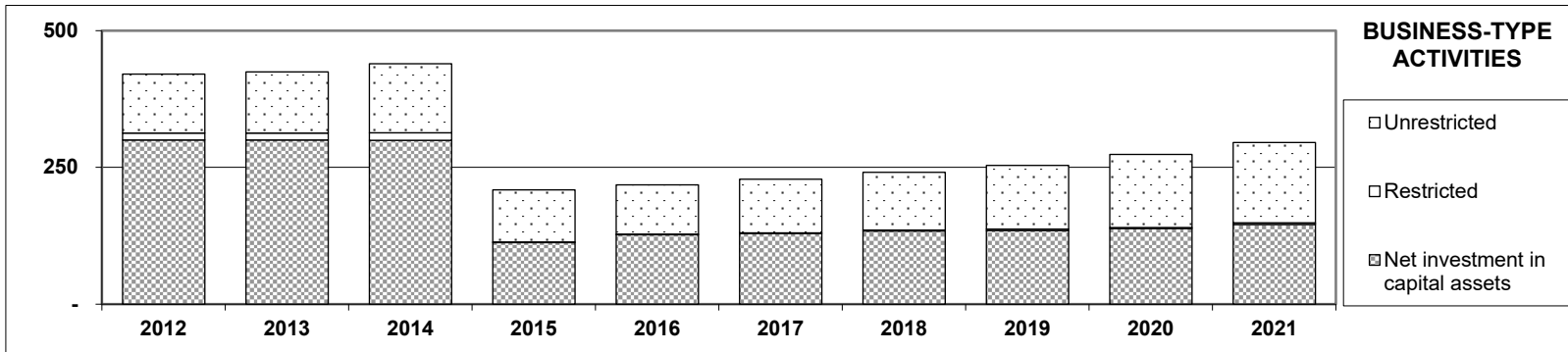
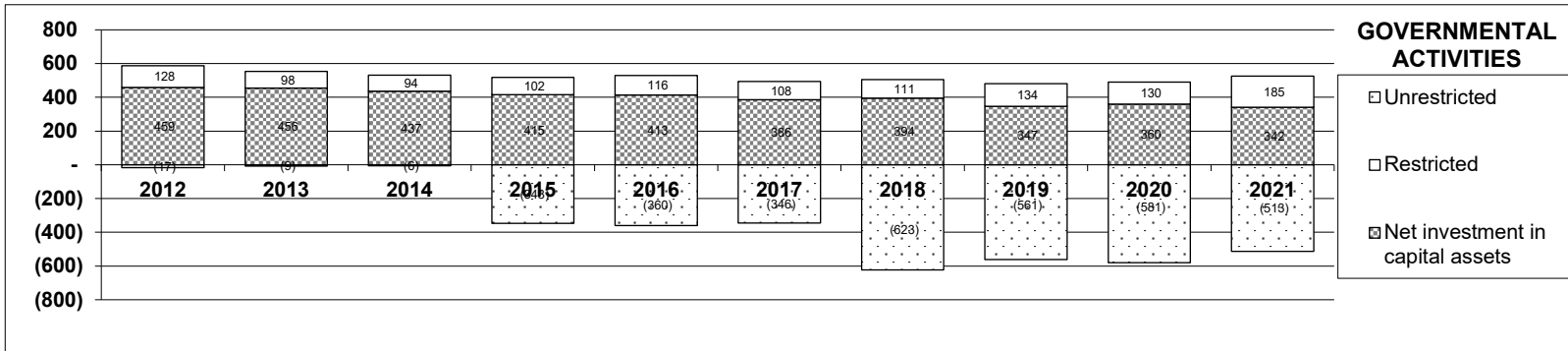
These schedules contain service and capital asset data to help the reader understand how the information in the County's financial report relates to the services provided and the activities performed..... 5.1 – 5.3

#### **Sources:**

Unless otherwise noted, the information in these schedules is derived from the Comprehensive Annual Financial Reports for the relevant year.



WASHOE COUNTY, NEVADA  
 NET POSITION TREND BY COMPONENT LAST TEN FISCAL YEARS  
 (AMOUNTS EXPRESSED IN THOUSANDS)



**WASHOE COUNTY, NEVADA**  
**NET POSITION BY COMPONENT LAST TEN FISCAL YEARS**  
**(AMOUNTS EXPRESSED IN THOUSANDS)**

**Fiscal Year Ended June 30,**

	<b>2012<sup>5</sup></b>	<b>2013</b>	<b>2014</b>	<b>2015<sup>8</sup></b>	<b>2016</b>	<b>2017</b>	<b>2018<sup>9</sup></b>	<b>2019</b>	<b>2020</b>	<b>2021</b>
<b>Governmental Activities<sup>6</sup></b>										
Net investment in capital assets <sup>1</sup>	\$ 459,302	\$ 455,643	\$ 437,044	\$ 415,132	\$ 412,863	\$ 385,853	\$ 394,493	\$ 347,147	\$ 359,922	\$ 341,530
Restricted	128,284	98,124	94,056	102,385	116,440	107,899	111,377	133,879	130,298	184,689
Unrestricted <sup>2</sup>	(17,395)	(8,579)	(6,492)	(347,987)	(360,030)	(346,079)	(623,439)	(561,238)	(581,037)	(513,050)
Total Governmental Activities Net Position	<u>\$ 570,191</u>	<u>\$ 545,188</u>	<u>\$ 524,608</u>	<u>\$ 169,530</u>	<u>\$ 169,273</u>	<u>\$ 147,673</u>	<u>\$ (117,569)</u>	<u>\$ (80,212)</u>	<u>\$ (90,817)</u>	<u>\$ 13,169</u>
<b>Business-type Activities<sup>7</sup></b>										
Net investment in capital assets <sup>1</sup>	\$ 300,261	\$ 300,163	\$ 299,618	\$ 112,543	\$ 126,705	\$ 128,947	\$ 133,532	\$ 134,143	\$ 138,476	\$ 145,824
Restricted <sup>3</sup>	12,804	12,801	13,461	1,234	1,122	1,151	2,157	3,027	1,515	3,021
Unrestricted	107,298	111,894	126,597	95,088	90,505	98,187	105,278	116,673	133,810	146,837
Total Business-type Activities Net Position	<u>\$ 420,363</u>	<u>\$ 424,858</u>	<u>\$ 439,676</u>	<u>\$ 208,865</u>	<u>\$ 218,332</u>	<u>\$ 228,285</u>	<u>\$ 240,967</u>	<u>\$ 253,843</u>	<u>\$ 273,801</u>	<u>\$ 295,682</u>
<b>Primary Government</b>										
Net investment in capital assets <sup>1</sup>	\$ 759,563	\$ 755,806	\$ 736,662	\$ 527,675	\$ 539,568	\$ 514,800	\$ 528,025	\$ 481,290	\$ 498,398	\$ 487,354
Restricted	141,088	110,925	107,517	103,619	117,562	109,050	113,534	136,906	131,813	187,710
Unrestricted	89,903	103,315	120,105	(252,899)	(269,525)	(247,892)	(518,161)	(444,565)	(447,227)	(366,213)
Total Primary Government Net Position <sup>4</sup>	<u>\$ 990,554</u>	<u>\$ 970,046</u>	<u>\$ 964,284</u>	<u>\$ 378,395</u>	<u>\$ 387,605</u>	<u>\$ 375,958</u>	<u>\$ 123,398</u>	<u>\$ 173,631</u>	<u>\$ 182,984</u>	<u>\$ 308,851</u>

Information is presented on the accrual basis of accounting.

<sup>1</sup> Capital Assets include land, intangibles, infrastructure, construction in progress, buildings and improvements, equipment and software.

<sup>2</sup> Negative unrestricted net position in fiscal year 2012 resulted from OPEB and property tax refund liabilities in excess of unrestricted resources. In 2012 and 2013, the negative balance includes bonded debt liability of \$19 million for capital assets transferred to a local joint powers authority for flood management. In 2018, GASB 75 went into effect. This change made governmental entities recognize "other post employment benefits" on the financials.

<sup>3</sup> The decrease in restricted net position in fiscal year 2015 was due to the sale of the water resource division.

<sup>4</sup> Accounting standards require that net position be reported in three components in the financial statements: net investment in capital assets; restricted; and unrestricted.

Net position is considered restricted only when an external party, such as grantors, contributors, state or federal government, places a restriction on how resources may be used, or through enabling legislation enacted by the County.

<sup>5</sup> The decrease in governmental net position in 2012 includes \$50 million in capital assets and \$17.8 million in restricted funds transferred to a local joint powers authority for flood management.

<sup>6</sup> Fiscal year 2012 has been restated to exclude the component units, Sierra and/or Truckee Meadows Fire Protection District that are now discretely presented.

<sup>7</sup> Business-type activity amounts have been restated to remove South Truckee Meadows General Improvement District (STMGID). Effective FY13, STMGID is no longer a component unit of the County.

<sup>8</sup> Total Governmental Activities Net Position was reduced due to the recognition of GASB 68 in FY2015. Total Business-type Activities Net Position was impacted by the transfer of the Washoe County water resource division to Truckee Meadows Water Authority (TMWA) during FY2015.

<sup>9</sup> Total Governmental Activities Net Position was reduced due to the recognition of GASB 75 in FY2018.

**WASHOE COUNTY, NEVADA  
CHANGES IN NET POSITION LAST TEN FISCAL YEARS  
(AMOUNTS EXPRESSED IN THOUSANDS)**

	2012	2013	2014	2015	2016	2017	2018	2019	2020	2021
<b>Expenses</b>										
<b>Governmental Activities</b>										
General government	\$ 107,954	\$ 85,898	\$ 80,958	\$ 85,674	\$ 100,763	\$ 89,304	\$ 85,803	\$ 85,657	\$ 121,091	\$ 115,871
Judicial	55,469	57,573	59,317	59,055	62,341	72,190	77,136	76,304	84,177	79,233
Public safety	125,573	138,149	137,584	141,623	144,615	165,745	168,377	177,010	192,592	179,342
Public works	39,675	37,188	48,420	49,794	50,188	49,151	45,124	37,197	40,103	26,617
Health and sanitation	18,429	18,785	18,384	18,901	18,607	21,217	22,159	22,693	24,383	31,154
Welfare	68,137	66,370	65,651	68,457	73,678	82,507	88,059	84,459	100,398	99,080
Culture and recreation	24,989	23,614	21,803	18,729	19,320	23,857	24,470	23,299	24,380	21,781
Community support	309	343	178	186	198	330	255	180	199	112
Interest on long-term debt	7,174	7,349	5,525	6,252	6,721	5,500	5,657	5,142	4,477	4,355
Total Governmental Activities Expenses	447,709	435,269	437,820	448,671	476,431	509,801	517,040	511,941	591,800	557,545
<b>Business-type Activities<sup>2,3</sup></b>										
Utilities <sup>1</sup>	30,029	30,844	28,300	22,889	11,511	11,215	11,981	19,274	13,064	11,776
Golf courses	874	979	952	955	945	454	268	281	582	334
Building permits	1,372	1,329	1,357	1,603	1,700	2,102	2,313	2,807	2,941	2,694
Total Business-type Activities Expenses	32,275	33,152	30,609	25,447	14,156	13,771	14,562	22,362	16,587	14,804
Total Primary Government Expenses	\$ 479,984	\$ 468,421	\$ 468,429	\$ 474,118	\$ 490,587	\$ 523,572	\$ 531,602	\$ 534,303	\$ 608,387	\$ 572,349
<b>Program Revenues</b>										
<b>Governmental Activities</b>										
Charges for Services										
General government	\$ 32,902	\$ 31,306	\$ 27,106	\$ 28,618	\$ 32,878	\$ 32,600	\$ 34,215	\$ 35,424	\$ 43,497	\$ 42,504
Judicial	10,056	10,412	9,904	9,386	9,465	10,145	9,976	9,134	7,889	7,577
Public safety	13,075	15,311	16,205	15,763	16,860	17,027	18,436	21,750	20,908	31,283
Other	10,061	10,521	15,261	24,280	21,517	23,707	27,220	21,641	29,050	29,857
Operating grants, interest and contributions	64,561	63,432	57,083	55,602	60,753	60,503	65,595	77,323	74,700	113,936
Capital grants, interest and contributions	25,205	7,413	12,245	9,378	20,716	16,573	21,990	14,791	19,286	12,597
Total Governmental Activities	155,860	138,395	137,804	143,027	162,189	160,555	177,432	180,063	195,330	237,754
<b>Business-type Activities<sup>2,3</sup></b>										
Charges for Services										
Utilities	30,466	31,539	32,287	23,595	14,374	15,008	15,678	17,450	18,143	19,357
Golf courses	1,090	1,037	854	1,424	1,374	(914)	185	184	458	368
Building permits	1,401	1,724	2,491	2,792	2,890	3,024	3,605	3,696	3,270	4,392
Operating grants, interest and contributions	94	449	112	7	11	109	911	3,758	36	66

(CONTINUED)

**WASHOE COUNTY, NEVADA**  
**CHANGES IN NET POSITION LAST TEN FISCAL YEARS**  
**(AMOUNTS EXPRESSED IN THOUSANDS)**

	2012	2013	2014	2015	2016	2017	2018	2019	2020	2021
<b>Business-type Activities (continued)</b>										
Capital grants, interest and contributions	\$ 1,921	\$ 4,448	\$ 8,107	\$ 5,438	\$ 4,508	\$ 6,447	\$ 11,809	\$ 9,764	\$ 9,560	\$ 12,393
Total Business-type Activities										
Program Revenues	34,972	39,197	43,851	33,256	23,157	23,674	32,188	34,852	31,467	36,576
Total Primary Government Program Revenues	\$ 190,832	\$ 177,592	\$ 181,655	\$ 176,283	\$ 185,346	\$ 184,229	\$ 209,620	\$ 214,915	\$ 226,797	\$ 274,330
<b>Net (Expense)/Revenue</b>										
Governmental activities	\$ (291,849)	\$ (296,874)	\$ (300,016)	\$ (305,644)	\$ (314,242)	\$ (349,246)	\$ (339,608)	\$ (331,878)	\$ (396,470)	\$ (319,791)
Business-type activities	2,697	6,045	13,242	7,809	9,001	9,903	17,626	12,490	14,880	21,772
Total Primary Government Net (Expense) Revenue	\$ (289,152)	\$ (290,829)	\$ (286,774)	\$ (297,835)	\$ (305,241)	\$ (339,343)	\$ (321,982)	\$ (319,388)	\$ (381,590)	\$ (298,019)
<b>General Revenues and Other Changes in Net Position Governmental Activities</b>										
<b>Taxes and Intergovernmental</b>										
Ad valorem	\$ 172,540	\$ 167,294	\$ 168,009	\$ 175,981	\$ 183,821	\$ 188,474	\$ 196,142	\$ 205,759	\$ 219,924	\$ 234,745
Consolidated	70,985	75,489	80,809	88,435	95,605	100,336	111,301	116,837	121,150	142,376
Other intergovernmental	18,840	18,530	19,832	21,414	22,935	24,374	26,861	28,119	28,578	33,349
Unrestricted investment earnings	3,403	174	1,594	1,927	2,747	158	917	4,958	6,418	452
Other	9,045	8,934	8,981	11,109	8,877	12,649	9,902	9,934	9,873	12,055
Extraordinary/special items	(67,832)	-	-	-	-	-	-	-	-	-
Transfers	(45)	1,450	211	-	-	-	-	-	-	-
Total Governmental Activities	206,936	271,871	279,436	298,866	313,985	325,991	345,123	365,607	385,943	422,977
<b>Business-type Activities<sup>2,3</sup></b>										
Unrestricted investment earnings	3,040	(100)	1,591	1,011	1,667	-	1	386	5,271	108
Other	-	-	-	-	(150)	50	-	-	-	-
Extraordinary/special items <sup>4</sup>	-	-	-	(235,202)	-	-	-	-	-	-
Transfers	45	(1,450)	(211)	-	-	-	-	-	-	-
Total Business-type Activities	3,085	(1,550)	1,380	(234,191)	1,517	50	1	386	5,271	108
Total Primary Government General Revenues and Other Changes	\$ 210,021	\$ 270,321	\$ 280,816	\$ 64,675	\$ 315,502	\$ 326,041	\$ 345,124	\$ 365,993	\$ 391,214	\$ 423,085
<b>Change in Net Position</b>										
Governmental activities	\$ (84,913)	\$ (25,003)	\$ (20,580)	\$ (6,778)	\$ (257)	\$ (23,255)	\$ 5,515	\$ 33,729	\$ (10,527)	\$ 103,186
Business-type activities	5,782	4,495	14,622	(226,382)	10,518	9,953	17,627	12,876	20,151	21,880
Total Primary Government Change in Net Position	\$ (79,131)	\$ (20,508)	\$ (5,958)	\$ (233,160)	\$ 10,261	\$ (13,302)	\$ 23,142	\$ 46,605	\$ 9,624	\$ 125,066

Note: Information is presented on the accrual basis of accounting.

- 1 Fiscal year 2011 include amounts for Sierra and/or Truckee Meadows FPDs. Fiscal year 2012 has been restated to exclude these component units that are now discretely presented.
- 2 Business-type activity amounts are restated to remove South Truckee Meadows General Improvement District (STMGID). Effective FY13, STMGID is no longer a component unit of the County.
- 3 Fiscal year 2013 has been restated as a result of a reorganization which formed the Community Services Department. Certain expenditures were reclassified to different functions to better reflect activities within the General Government and Public Works functions.
- 4 In 2015, Washoe County Water Resources was transferred to Truckee Meadows Water Authority.

**WASHOE COUNTY, NEVADA**  
**FUND BALANCES, GOVERNMENTAL FUNDS LAST TEN FISCAL YEARS**  
**(AMOUNTS EXPRESSED IN THOUSANDS)**

		Fiscal Year Ended June 30,									
		2012	2013	2014	2015	2016	2017	2018	2019	2020	2021
<b>General Fund</b>											
Reserved	\$	-	-	-	-	-	-	-	-	-	-
Unreserved		-	-	-	-	-	-	-	-	-	-
Nonspendable		1	-	19	163	157	38	-	2	-	150
Restricted <sup>6</sup>		750	801	792	766	879	750	3,494	3,754	24,550	27,663
Committed		4,718	4,598	4,519	3,229	4,722	3,191	169	806	692	445
Assigned <sup>4</sup>		6,009	6,727	1,107	1,765	2,735	1,551	1,402	2,680	707	2,257
Unassigned <sup>5</sup>		24,845	26,908	40,170	45,377	44,946	45,041	51,991	66,658	68,319	121,974
Total General Fund		<u>36,323</u>	<u>39,034</u>	<u>46,607</u>	<u>51,300</u>	<u>53,439</u>	<u>50,571</u>	<u>57,056</u>	<u>73,900</u>	<u>94,268</u>	<u>152,489</u>
<b>All Other Governmental Funds<sup>3</sup></b>											
Reserved		-	-	-	-	-	-	-	-	-	-
Unreserved, reported in:											
Special Revenue Funds		-	-	-	-	-	-	-	-	-	-
Capital Projects Funds		-	-	-	-	-	-	-	-	-	-
Nonspendable		67	75	39	59	55	66	8	25	-	6
Restricted		96,853	75,788	72,526	73,335	87,189	74,466	73,863	89,537	93,581	118,082
Committed		17,808	18,167	13,273	15,636	17,231	28,827	25,665	24,785	20,261	23,838
Assigned		3,559	5,076	7,482	10,303	9,002	5,011	10,814	10,610	10,062	8,477
Unassigned		(123)	(258)	(418)	(278)	(249)	-	(495)	(357)	(836)	(481)
Total All Other Governmental Funds <sup>2</sup>		<u>118,164</u>	<u>98,848</u>	<u>92,902</u>	<u>99,055</u>	<u>113,228</u>	<u>108,370</u>	<u>109,855</u>	<u>124,600</u>	<u>123,068</u>	<u>149,922</u>
Total All Governmental Funds <sup>1</sup>	\$	<u><u>154,487</u></u>	<u><u>137,882</u></u>	<u><u>139,509</u></u>	<u><u>150,355</u></u>	<u><u>166,667</u></u>	<u><u>158,941</u></u>	<u><u>166,911</u></u>	<u><u>198,500</u></u>	<u><u>217,336</u></u>	<u><u>302,411</u></u>

Note: Information is presented on the modified accrual basis of accounting.

- <sup>1</sup> Fund balances for fiscal year 2012 through 2021 have been classified in accordance with new GASB 54 fund balance reporting standards.
- <sup>2</sup> The decrease in fiscal year 2012 was primarily due to the payment of \$17.8 million to the Truckee River Flood Management Authority, a joint powers authority. Fluctuations in all other governmental fund balances primarily reflect financing, construction in progress and completion of large capital projects.
- <sup>3</sup> Fiscal year 2012 have been restated to remove TMLPD and SFPD, component units that were reclassified from blended to discretely presented in 2013.
- <sup>4</sup> The increase in General Fund assigned fund balance from fiscal year 2014 to fiscal year 2015 was due to an increase in encumbrance carry forwards totalling \$758 thousand in fiscal year 2014.
- <sup>5</sup> The increase in unassigned fund balance for the General Fund from fiscal year 2014 to fiscal year 2015 is due to an increase in revenue from Ad Valorem Taxes, Consolidated Taxes and Charges for Services and the County receiving \$2.0 million of proceeds from the disposition of assets. Increase from fiscal year 2018 to fiscal year 2021 is an increase in revenue from Ad Valorem Taxes, Consolidated Taxes and Charges for Services.
- <sup>6</sup> The increase in General Fund restricted fund balance from fiscal year 2019 to fiscal year 2020 was due to the recording of the Incline Village Property Tax refund settlement.

**WASHOE COUNTY, NEVADA  
CHANGES IN FUND BALANCES, GOVERNMENTAL FUNDS LAST TEN FISCAL YEARS  
(AMOUNTS EXPRESSED IN THOUSANDS)**

	Fiscal Year Ended June 30,									
	2012	2013	2014	2015	2016	2017	2018	2019	2020	2021
<b>Revenues</b>										
Taxes	\$ 178,395	\$ 170,260	\$ 170,915	\$ 177,313	\$ 185,688	\$ 190,912	\$ 199,173	\$ 208,774	\$ 221,981	\$ 237,470
Licenses and permits	9,183	9,501	9,936	9,941	10,337	12,242	13,297	14,886	14,505	16,213
Intergovernmental revenues	162,361	170,082	168,204	179,392	187,816	195,433	218,977	224,142	232,103	299,378
Charges for services	26,254	33,530	35,694	38,893	39,543	37,350	39,561	42,281	44,440	48,796
Fines and forfeits	9,999	10,528	10,490	9,963	9,326	10,427	11,016	10,053	8,851	9,487
Miscellaneous	13,399	6,915	10,981	11,606	19,495	16,794	18,884	18,553	20,615	12,156
<b>Total Revenues</b>	<b>399,591</b>	<b>400,816</b>	<b>406,220</b>	<b>427,108</b>	<b>452,205</b>	<b>463,158</b>	<b>500,908</b>	<b>518,689</b>	<b>542,495</b>	<b>623,500</b>
<b>Expenditures</b>										
Current										
General government	84,484	62,493	50,210	55,362	57,142	44,717	45,304	47,950	48,775	71,906
Judicial	53,818	54,214	55,637	56,745	61,263	70,061	73,473	75,524	79,208	78,949
Public safety	121,656	131,732	128,364	135,821	141,496	157,332	163,628	169,405	183,936	177,674
Public works	14,759	15,568	26,124	30,438	34,491	29,214	28,986	29,332	30,071	28,548
Health and sanitation	17,659	20,558	21,558	21,491	21,201	22,569	23,259	24,091	25,423	33,614
Welfare	69,045	65,639	69,364	68,372	81,454	89,881	94,801	91,582	96,328	100,451
Culture and recreation	19,474	18,859	18,201	18,688	17,512	17,894	19,226	19,167	19,608	18,592
Community support	309	343	178	214	195	327	252	177	196	107
Intergovernmental	8,243	8,447	8,790	8,943	9,442	9,612	10,144	10,483	11,022	11,714
Capital outlay	23,390	21,355	12,571	10,914	9,313	20,559	21,182	7,847	18,343	11,413
Debt Service										
Principal	37,114	21,689	7,943	9,094	33,388	9,592	7,854	16,358	20,478	19,918
Interest	7,588	7,090	5,627	5,299	5,174	4,603	4,355	4,311	3,810	3,321
Other	645	796	98	71	875	75	530	132	128	407
<b>Total Expenditures</b>	<b>458,184</b>	<b>428,783</b>	<b>404,665</b>	<b>421,452</b>	<b>472,946</b>	<b>476,436</b>	<b>492,994</b>	<b>496,359</b>	<b>537,326</b>	<b>556,614</b>
Excess (Deficiency) of Revenues										
Over (Under) Expenditures	<b>(58,593)</b>	<b>(27,967)</b>	<b>1,555</b>	<b>5,656</b>	<b>(20,741)</b>	<b>(13,278)</b>	<b>7,914</b>	<b>22,330</b>	<b>5,169</b>	<b>66,886</b>

(CONTINUED)

**WASHOE COUNTY, NEVADA**  
**CHANGES IN FUND BALANCES, GOVERNMENTAL FUNDS LAST TEN FISCAL YEARS**  
**(AMOUNTS EXPRESSED IN THOUSANDS)**

	Fiscal Year Ended June 30,									
	2012	2013	2014	2015	2016	2017	2018	2019	2020	2021
<b>Other Financing Sources (Uses)</b>										
Debt issued	\$ 38,518	\$ 46,919	\$ -	\$ -	\$ 33,438	\$ -	\$ -	\$ 8,359	\$ 10,694	\$ 20,241
Debt premium (discount)	-	-	-	-	2,784	-	-	-	-	-
Proceeds from asset disposition	178	49	33	2,021	831	19	50	11	52	7
Proceeds from insurance recoveries	-	-	40	-	-	-	6	1	-	-
Proceeds from sale of water rights	-	-	-	-	-	2,895	-	-	-	-
Refunding payment to escrow agent	-	(37,391)	-	-	-	-	-	-	-	140
Transfers in	54,590	34,103	30,676	31,025	34,606	49,998	54,662	60,299	63,206	63,040
Transfers out	(35,309)	(32,318)	(30,676)	(33,856)	(34,606)	(49,998)	(54,662)	(60,299)	(60,206)	(66,040)
Total Other Financing Sources (Uses)	<u>57,977</u>	<u>11,362</u>	<u>73</u>	<u>(810)</u>	<u>37,053</u>	<u>2,914</u>	<u>56</u>	<u>8,371</u>	<u>13,746</u>	<u>17,388</u>
<b>Special Item <sup>1</sup></b>	<u>(17,787)</u>	<u>-</u>	<u>-</u>	<u>6,000</u>	<u>-</u>	<u>-</u>	<u>-</u>	<u>-</u>	<u>-</u>	<u>-</u>
Net Change in Fund Balances	<u>\$ (18,403)</u>	<u>\$ (16,605)</u>	<u>\$ 1,628</u>	<u>\$ 10,846</u>	<u>\$ 16,312</u>	<u>\$ (10,364)</u>	<u>\$ 7,970</u>	<u>\$ 30,701</u>	<u>\$ 18,915</u>	<u>\$ 84,274</u>
Debt Service as a Percentage of Noncapital Expenditures	<u>6%</u>	<u>3%</u>	<u>3%</u>	<u>9%</u>	<u>3%</u>	<u>3%</u>	<u>4%</u>	<u>5%</u>	<u>5%</u>	<u>4%</u>

85

Note: Information is presented on the modified accrual basis of accounting.

<sup>1</sup> The special item in fiscal year 2012 was payment to the Truckee Meadows Flood Management Authority, a joint powers authority and In 2015 a State Settlement of AB595 and AB543 of \$6.0 million.

**WASHOE COUNTY, NEVADA**  
**TAX REVENUES BY SOURCE, GOVERNMENTAL FUNDS LAST TEN FISCAL YEARS**  
**(AMOUNTS EXPRESSED IN THOUSANDS)**

	Fiscal Year Ended June 30,										Change, 2012-2020
	2012	2013	2014	2015	2016	2017	2018	2019	2020	2021	
Ad valorem <sup>1</sup>	\$ 173,849	\$ 167,698	\$ 168,571	\$ 174,116	\$ 183,051	\$ 188,474	\$ 195,947	\$ 205,595	\$ 221,981	\$ 233,326	34.2%
Residential construction <sup>2</sup>	68	132	215	246	310	319	443	516	548	642	844.1%
Special assessment <sup>3</sup>	3,053	933	676	1,374	650	625	618	545	516	758	-75.2%
Car rental fee	1,152	1,196	1,142	1,225	1,264	1,355	1,701	1,614	1,442	1,314	14.1%
Room tax	272	300	311	351	413	456	464	504	460	624	129.4%
Motor vehicle fuel tax <sup>4</sup>	-	-	-	-	-	-	-	-	780	805	100.0%
	<u>\$ 178,394</u>	<u>\$ 170,259</u>	<u>\$ 170,915</u>	<u>\$ 177,312</u>	<u>\$ 185,688</u>	<u>\$ 191,229</u>	<u>\$ 199,173</u>	<u>\$ 208,774</u>	<u>\$ 225,727</u>	<u>\$ 237,469</u>	33.1%

Note: Information is provided on the modified accrual basis of accounting.

<sup>1</sup> The decrease in ad valorem taxes from 2012 to 2013 represents decreased property values. Since 2014, the County's ad valorem taxes have continued to grow each year. (see Schedule 2.2).

TMFPD and SFPD, discretely presented component units, are not included in the figures above.

<sup>2</sup> The recovery started in 2012 and the improving trend has continued through 2021.

<sup>3</sup> The change in special assessment taxes corresponds to the change in special assessment debt outstanding.

<sup>4</sup> Motor vehicle fuel tax was reclassified to intergovernmental revenue in 2012. The County Option MVFT 1.0 Cent was reclassified to Taxes in 2020.



**WASHOE COUNTY, NEVADA  
 ASSESSED AND ESTIMATED ACTUAL VALUE OF TAXABLE PROPERTY LAST TEN FISCAL YEARS  
 (AMOUNTS EXPRESSED IN THOUSANDS)**

	Fiscal Year Ended June 30,									
	2012	2013	2014	2015	2016	2017	2018	2019	2020	2021
Real Property Assessed Value										
Residential	\$ 8,665,389	\$ 8,336,767	\$ 8,419,073	\$ 9,389,234	\$ 10,337,704	\$ 11,076,405	\$ 11,570,501	\$ 12,197,473	\$ 13,645,534	\$ 14,742,801
Commercial	3,306,237	3,402,688	3,330,546	3,383,703	3,375,615	3,304,064	3,306,481	3,416,482	3,634,381	4,150,701
Industrial	996,407	986,821	985,955	1,030,067	1,076,473	1,160,133	1,251,392	1,318,432	1,437,254	1,592,065
Other	1,329,717	1,374,092	1,286,207	1,172,158	265,551	661,272	308,633	974,418	795,677	(63,250)
Personal Property Assessed Value	636,409	612,022	713,824	688,878	712,632	769,547	1,004,680	1,020,217	1,114,073	1,075,951
Less: Tax Exempt Property	2,258,785	2,422,281	2,417,652	2,471,984	2,471,049	2,437,350	2,464,215	2,476,237	2,759,752	1,117,630
Total Assessed Value	<u>\$ 12,675,374</u>	<u>\$ 12,290,109</u>	<u>\$ 12,317,953</u>	<u>\$ 13,192,055</u>	<u>\$ 13,296,926</u>	<u>\$ 14,534,071</u>	<u>\$ 14,977,472</u>	<u>\$ 16,450,785</u>	<u>\$ 17,867,167</u>	<u>\$ 20,380,638</u>
Estimated Actual Taxable Value	\$ 36,215,354	\$ 35,114,597	\$ 35,194,151	\$ 37,691,586	\$ 37,991,217	\$ 41,525,917	\$ 42,792,777	\$ 47,002,243	\$ 51,049,049	\$ 58,230,394
Assessed Value to Taxable Value	35%	35%	35%	35%	35%	35%	35%	35%	35%	35%
Total Direct Tax Rate	1.3917	1.3917	1.3917	1.3917	1.3917	1.3917	1.3917	1.3917	1.3917	1.3917

S-10

Source: Washoe County Assessor

Note: Pursuant to NRS 361.227, real property is valued at taxable value, determined by calculating the full cash value (market value) of land and estimated replacement cost of improvements, less appropriate depreciation. Taxable assessed value is 35% of estimated actual value. Real property is reappraised at least every five years. Property not reappraised is revalued annually using various approved methods.

**WASHOE COUNTY, NEVADA**  
**DIRECT AND OVERLAPPING PROPERTY TAX RATES LAST TEN FISCAL YEARS**  
**(TAX RATES PER \$100 ASSESSED VALUATION)**

	Fiscal Year Ended June 30,									
	2012	2013	2014	2015	2016	2017	2018	2019	2020	2021
<b>Washoe County</b>										
Operating Rate	.9806	.9891	1.0037	1.0277	.9993	1.0005	1.0204	1.0145	1.0145	1.0188
Voter Approved										
Child Protective Services	.0400	.0400	.0400	.0400	.0400	.0400	.0400	.0400	.0400	.0400
Regional Animal Services	.0300	.0300	.0300	.0300	.0300	.0300	.0300	.0300	.0300	.0300
Senior Services	.0100	.0100	.0100	.0100	.0100	.0100	.0100	.0100	.0100	.0100
Library Expansion	.0200	.0200	.0200	.0200	.0200	.0200	.0200	.0200	.0200	.0200
Legislative Overrides										
Indigent Insurance	.0150	.0150	.0150	.0150	.0150	.0150	.0150	.0150	.0150	.0150
Indigent Health	.0700	.0600	.0600	.0600	.0600	.0600	.0600	.0600	.0600	.0600
Capital Acquisition	.0500	.0500	.0500	.0500	.0500	.0500	.0500	.0500	.0500	.0500
Youth Services	.0088	.0095	.0062	.0087	.0087	.0075	.0075	.0074	.0074	.0071
Detention Center	.0774	.0774	.0774	.0774	.0774	.0774	.0774	.0774	.0774	.0774
SCCRT Loss	.0050	.0050	-	-	-	-	-	-	-	-
Family Court	.0192	.0192	.0192	.0192	.0192	.0192	.0192	.0192	.0192	.0192
AB 104 Fair Share Tax	.0272	.0272	.0272	.0272	.0272	.0272	.0272	.0272	.0272	.0272
Debt Service	.0385	.0393	.0330	.0065	.0349	.0349	.0150	.0210	.0210	.0170
Total, Washoe County Direct Rate	1.3917	1.3917	1.3917	1.3917	1.3917	1.3917	1.3917	1.3917	1.3917	1.3917
<b>State of Nevada</b>	.1700	.1700	.1700	.1700	.1700	.1700	.1700	.1700	.1700	.1700
<b>Washoe County School District</b>	1.1385	1.1385	1.1385	1.1385	1.1385	1.1385	1.1385	1.1385	1.1385	1.1385
Total, Washoe County Unincorporated Area	2.7002	2.7002	2.7002	2.7002	2.7002	2.7002	2.7002	2.7002	2.7002	2.7002
<b>Cities</b>										
City of Reno	.9456	.9598	.9598	.9598	.9598	.9598	.9598	.9598	.9598	.9598
City of Sparks	.9161	.9161	.9161	.9598	.9598	.9598	.9598	.9598	.9598	.9598
<b>Fire Districts</b>										
North Lake Tahoe Fire Protection District	.5525	.6414	.6291	.6291	.6291	.6291	.6291	.6291	.6291	.6480
Sierra Fire Protection District	.5200	.5400	.5400	.5400	.5400	-	-	-	-	-
Truckee Meadows Fire Protection District	.4713	.5400	.5400	.5400	.5400	.5400	.5400	.5400	.5400	.5400
<b>General Improvement Districts</b>										
Gerlach	.2998	.2998	.2998	.2998	.2998	.2998	.2998	.2998	.2998	.2998
Incline Village	.1129	.1153	.1105	.1157	.1269	.1183	.1182	.1224	.1267	.1311
Palomino Valley	.4885	.4198	.4198	.4198	.4198	.4198	.4198	.4198	.4198	.4198
<b>Other Special Districts</b>										
Sun Valley Water & Sanitation District	.1736	.1836	.1836	.1836	.1836	.1836	.1928	.1928	.1928	.2112
Truckee Meadows Underground Water	-	-	-	-	-	-	-	-	-	-

**WASHOE COUNTY, NEVADA  
PRINCIPAL PROPERTY TAX PAYERS FISCAL YEARS 2021 AND 2012  
(AMOUNTS EXPRESSED IN THOUSANDS)**

Tax Payer	2021			2012		
	Valuation	Rank	Percent of Total Assessed Valuation	Valuation	Rank	Percent of Total Assessed Valuation
Apple Inc	\$ 123,216	1	0.62%	\$ -	-	-
Peppermill Casinos Inc	115,578	2	0.58%	98,304	1	0.78%
Icon Reno Property Owner Pool 3 NE	72,310	3	0.36%	-	-	-
Gage Village Commerical Development LLC	63,136	4	0.32%	23,379	9	-
Toll NV Limited Partnership	62,583	5	0.31%	-	-	-
Golden Road Motor Inn Inc	50,801	6	0.25%	43,655	3	0.34%
Circus Circus & Eldorado Joint Venture	49,982	7	0.25%	37,127	5	0.29%
MPT of Reno LLC	47,994	8	0.24%	-	-	-
Lennar Reno LLC	36,705	9	0.18%	-	-	-
Red Sparks Spe LLC	33,446	10	0.17%	-	-	-
Prologis NA3 LLC	-	-	-	64,053	2	0.51%
Sparks Legends Development, Inc	-	-	-	43,501	4	0.34%
International Game Technology	-	-	-	29,653	7	0.23%
Prologis NA3 NV V LLC	-	-	-	34,523	6	0.27%
Northwestern Mutual Life Insurance	-	-	-	25,992	8	0.21%
Charles River Laboratories Inc	-	-	-	22,941	10	0.18%
	<u>655,751</u>		<u>3.28%</u>	<u>423,128</u>		<u>3.15%</u>
	<u>19,344,785</u>		<u>96.72%</u>	<u>12,252,246</u>		<u>96.65%</u>
	<u>\$ 20,000,536</u>		<u>100.00%</u>	<u>\$ 12,675,374</u>		<u>99.80%</u>

S-12

Source: Washoe County Assessor's Office

Note:

The chart represents the ten largest parcel assessments based on property-owning taxpayers in the County and the respective taxable assessed values of such parcels for the fiscal years indicated. According to the Washoe County Assessor's Office, a determination of the largest parcel assessments can be made only by manually reviewing individual assessment records. Therefore, it is possible that an owner of several parcels may have an aggregate assessed value that is larger than those listed above. No independent investigation has been made of, and consequently there can be no representation as to the financial condition of the taxpayers listed above, or that such taxpayers will continue to maintain their status as major taxpayers based on the assessed valuation of their property in the County.

**WASHOE COUNTY, NEVADA  
PROPERTY TAX LEVIES AND COLLECTIONS FOR ALL GOVERNMENTS LAST TEN FISCAL YEARS  
(AMOUNTS EXPRESSED IN THOUSANDS)**

	Fiscal Year Ended June 30,									
	2012	2013	2014	2015	2016	2017	2018	2019	2020	2021
Net Secured Roll Taxes Levied	\$ 422,799	\$ 411,058	\$ 411,260	\$ 424,115	\$ 440,185	\$ 452,327	\$ 473,365	\$ 500,623	\$ 535,123	\$ 572,652
Current Year										
Tax Collections	416,849	405,977	407,469	421,125	438,074	449,930	471,229	498,311	532,811	570,187
Percent of Taxes Levied	98.59%	98.76%	99.08%	99.30%	99.52%	99.47%	99.55%	99.54%	99.57%	99.57%
Delinquent Tax Collections Outstanding	5,948	5,079	3,789	2,988	2,104	2,388	2,021	1,859	2,312	3,057
Totals to Date										
Tax Collections	422,799	411,058	411,260	424,115	440,185	452,327	473,250	500,170	530,346	567,124
Percent of Taxes Levied	100.00%	100.00%	100.00%	100.00%	100.00%	100.00%	99.98%	99.91%	99.11%	99.03%

Source: Washoe County Treasurer's Office

Note: Property tax levies increased 4% in fiscal year 2018. In 2012, property levies declined 8% which was the largest recorded decline in property tax since 1982.

**WASHOE COUNTY, NEVADA**  
**RATIOS OF OUTSTANDING DEBT BY TYPE LAST TEN FISCAL YEARS**  
**(AMOUNTS EXPRESSED IN THOUSANDS)**

	Fiscal Year Ended June 30,									
	2012	2013	2014	2015	2016	2017	2018	2019	2020	2021
<b>Governmental Activities</b>										
General Bonded Debt	\$ 129,700	\$ 120,146	\$ 114,217	\$ 108,446	\$ 113,402	\$ 104,756	\$ 98,228	\$ 91,723	\$ 84,432	\$ 87,204
Revenue Bonds	43,527	42,419	41,222	39,920	38,252	37,505	36,457	35,188	32,825	30,621
Special Assessment Bonds	10,738	9,061	8,117	6,417	5,824	5,278	4,660	4,105	3,596	2,959
Total Governmental Activities	<u>183,965</u>	<u>171,626</u>	<u>163,556</u>	<u>154,783</u>	<u>157,478</u>	<u>147,539</u>	<u>139,345</u>	<u>131,016</u>	<u>120,853</u>	<u>120,784</u>
<b>Business-type Activities</b>										
General Bonded Debt	63,713	59,947	57,175	18,789	16,551	14,291	11,975	9,690	7,548	18,500
Total Business-type Activities	<u>63,713</u>	<u>59,947</u>	<u>57,175</u>	<u>18,789</u>	<u>16,551</u>	<u>14,291</u>	<u>11,975</u>	<u>9,690</u>	<u>7,548</u>	<u>18,500</u>
Total primary government	<u>\$ 247,678</u>	<u>\$ 231,573</u>	<u>\$ 220,731</u>	<u>\$ 173,572</u>	<u>\$ 174,029</u>	<u>\$ 161,830</u>	<u>\$ 151,320</u>	<u>\$ 140,706</u>	<u>\$ 128,401</u>	<u>\$ 139,284</u>
Percentage of personal income	1.33%	1.27%	1.17%	0.91%	0.86%	0.80%	0.75%	0.55%	0.46%	0.47%
Per capita <sup>1</sup>	\$ 576	\$ 536	\$ 506	\$ 393	\$ 386	\$ 359	\$ 335	\$ 296	\$ 272	\$ 291
<b>General Bonded Debt</b>	\$ 193,413	\$ 180,093	\$ 171,392	\$ 127,235	\$ 129,953	\$ 119,047	\$ 110,203	\$ 101,413	\$ 91,980	\$ 105,704
Less restricted resources	<u>11,127</u>	<u>11,007</u>	<u>10,944</u>	<u>6,572</u>	<u>6,531</u>	<u>6,049</u>	<u>4,399</u>	<u>4,479</u>	<u>6,769</u>	<u>7,141</u>
Total Net General Bonded Debt	<u>\$ 182,286</u>	<u>\$ 169,086</u>	<u>\$ 160,448</u>	<u>\$ 120,663</u>	<u>\$ 123,422</u>	<u>\$ 112,998</u>	<u>\$ 105,804</u>	<u>\$ 96,934</u>	<u>\$ 85,211</u>	<u>\$ 98,563</u>
Percentage of Actual Property Value <sup>2</sup>	0.50%	0.48%	0.46%	0.35%	0.32%	0.27%	0.25%	0.21%	0.17%	0.17%
Per capita <sup>1</sup>	\$ 424	\$ 391	\$ 367	\$ 274	\$ 274	\$ 250	\$ 226	\$ 204	\$ 181	\$ 206

Note: Details regarding Washoe County's outstanding debt can be found in the notes to the financial statements. Where applicable, all debt is presented net of original issuance discounts, premiums, and deferred refunding charges.

<sup>1</sup> Population and personal income data can be found in Schedule 4.1, Washoe County Demographic and Economic Statistics. Per capita amounts are not expressed in thousands.

<sup>2</sup> See Washoe County Assessed and Estimated Actual Value of Taxable Property on Schedule 2.1 for taxable property value data.

**WASHOE COUNTY, NEVADA  
LEGAL DEBT MARGIN COMPUTATION LAST TEN FISCAL YEARS  
(AMOUNTS EXPRESSED IN THOUSANDS)**

	Fiscal Year Ended June 30,									
	2012	2013	2014	2015	2016	2017	2018	2019	2020	2021
Debt limit	\$ 1,267,537	\$ 1,229,011	\$ 1,231,795	\$ 1,328,628	\$ 1,434,271	\$ 1,543,233	\$ 1,613,667	\$ 1,688,659	\$ 1,839,877	\$ 1,934,637
Total net debt subject to limitation	295,697	277,578	268,292	225,354	223,754	216,641	196,869	186,777	165,147	171,282
Legal Debt Margin	\$ 971,840	\$ 951,433	\$ 963,503	\$ 1,103,274	\$ 1,210,517	\$ 1,326,592	\$ 1,416,798	\$ 1,501,882	\$ 1,674,730	\$ 1,763,355
Total net debt subject to limitation as a percentage of debt limit	23%	23%	22%	17%	16%	14%	12%	11%	9%	9%

**Legal Debt Margin Calculation for Fiscal Year Ended June 30, 2021**

Assessed value of taxable property for fiscal year ended June 30, 2020	\$ 19,346,366
Debt limit (10% of Assessed Valuation)	\$ 1,934,637
Debt applicable to limit	
Governmental activities	\$ 120,784
Business-type activities	18,500
Reno-Sparks Convention and Visitor's Authority	<u>80,297</u>
Total Bonded Debt	219,581
Less: Special assessment bonds	2,958
Special revenue bonds	30,621
Amount available for repayment of general obligation bonds	<u>14,720</u>
Total net debt subject to debt limitation	<u>171,282</u>
Legal Debt Margin	\$ <u>1,763,355</u>

Note: The statutory county debt limit is 10% of the assessed value of all taxable property in the County, as set forth in Chapter 244A.059 of the Nevada Revised Statutes. The statutory debt limit for recreational bonds issued by the Reno-Sparks Convention and Visitor's Authority (RSCVA) is further limited to 3% of the total assessed valuation by Nevada Revised Statutes 244A.453 and 244A.655. RSCVA's total outstanding recreational debt of \$80,297 is below the 3% limit of \$580,391

**WASHOE COUNTY, NEVADA  
DIRECT AND OVERLAPPING DEBT AS OF JUNE 30, 2021  
(AMOUNTS EXPRESSED IN THOUSANDS)**

<b>Name of Government Unit</b>	<b>Debt Outstanding</b>	<b>Presently Self-Supporting Debt</b>	<b>Percent Applicable<sup>1</sup></b>	<b>Applicable Net Debt</b>
Direct <sup>2</sup>				
Washoe County				
Governmental Activity Bonds	\$ 87,204	\$ -	100%	\$ 87,204
Revenue Bond <sup>3</sup>	30,621	30,621	100%	-
Special Assessment Bonds <sup>4</sup>	2,959	2,959	100%	-
Total Direct Debt	<u>120,784</u>	<u>33,580</u>		<u>87,204</u>
Overlapping				
Washoe County School District	1,128,974	-	100%	1,128,974
Reno-Sparks Convention and Visitors Authority	80,297	80,297	100%	-
City of Reno	35,963	-	100%	35,963
City of Reno supported by specific revenue	346,347	346,347	100%	-
Reno - Special Assessment Bonds <sup>3</sup>	6,801	6,801	100%	-
City of Sparks	13,264	-	100%	13,264
Sparks - Sewer and Utility Bonds	2,701	2,701	100%	-
Incline Village General Improvement District	4,404	4,404	100%	-
State of Nevada	1,210,570	323,512	13.84%	124,986
Total Overlapping Debt	<u>2,829,321</u>	<u>764,062</u>		<u>1,303,187</u>
Total General Obligation Direct and Overlapping Debt	<u>\$ 2,950,105</u>	<u>\$ 797,642</u>		<u>\$ 1,390,391</u>

S-16

<sup>1</sup> Based on fiscal year 2020-21 assessed valuation in the respective jurisdiction.

<sup>2</sup> Includes all governmental debt activities and amounts are net of related discounts, premiums and deferred refunding charges.

<sup>3</sup> Revenue bonds are not general obligation, but are special limited obligation of the County payable solely from the pledged revenue.

<sup>4</sup> Special assessment bonds are not general obligations of Washoe County, or of the City of Reno. If, however, the special assessments collected with all other available resources were insufficient to meet debt service requirements on these bonds, the respective bond ordinances require that the deficiency be made up with the government's general fund.

**WASHOE COUNTY, NEVADA**  
**PLEDGED REVENUE COVERAGE LAST TEN FISCAL YEARS**  
**(AMOUNTS EXPRESSED IN THOUSANDS)**

	Fiscal Year Ended June 30,									
	2012	2013	2014	2015	2016	2017 <sup>4</sup>	2018	2019	2020	2021
<b>Special Assessment Bonds <sup>1</sup></b>										
Pledged Revenue	\$ 1,686	\$ 1,508	\$ 1,161	\$ 1,797	\$ 1,071	\$ 966	\$ 916	\$ 804	\$ 889	\$ 1,015
Debt Service Requirements										
Principal	570	1,664	894	1,700	592	546	618	555	509	637
Interest	251	389	344	302	241	217	194	171	149	129
Total Debt Service Requirements	\$ 821	\$ 2,053	\$ 1,238	\$ 2,002	\$ 833	\$ 763	\$ 812	\$ 726	\$ 658	\$ 766
Coverage Ratios	2.05	0.73	0.94	0.90	1.29	1.27	1.13	1.11	1.35	1.33
<b>Sales Tax Revenue Bonds <sup>2</sup></b>										
Pledged Revenue	\$ 7,263	\$ 7,148	\$ 7,672	\$ 8,228	\$ 8,865	\$ 9,396	\$ 10,194	\$ 10,451	\$ 10,025	\$ 13,037
Debt Service Requirements										
Principal	595	625	655	690	800	-	-	20	885	935
Interest	826	798	768	737	703	561	561	561	538	493
Total Debt Service Requirements	\$ 1,421	\$ 1,423	\$ 1,423	\$ 1,427	\$ 1,503	\$ 561	\$ 561	\$ 581	\$ 1,423	\$ 1,428
Coverage Ratios	5.11	5.02	5.39	5.77	5.90	16.75	18.17	17.99	7.04	9.13
<b>Car Rental Fee Revenue Bonds <sup>3</sup></b>										
Pledged Revenue	\$ 1,152	\$ 1,196	\$ 1,142	\$ 1,225	\$ 1,264	\$ 1,355	\$ 1,701	\$ 1,614	\$ 1,442	\$ 1,314
Debt Service Requirements										
Principal	516	463	522	592	673	768	840	1,041	903	1,002
Interest	873	680	492	476	457	435	450	462	432	398
Total Debt Service Requirements	\$ 1,389	\$ 1,143	\$ 1,014	\$ 1,068	\$ 1,130	\$ 1,203	\$ 1,290	\$ 1,503	\$ 1,335	\$ 1,400
Coverage Ratios	0.83	1.05	1.13	1.15	1.12	1.13	1.32	1.07	1.08	0.94

Note: Coverage ratios are calculated on numbers rounded to two decimal places.

<sup>1</sup> Pledged revenue for Special Assessment Bonds includes assessments, assessment forfeitures, interest and penalties. Additional details regarding bonds for various assessment districts can be found in Notes 9, 10 and 11. Coverage ratios are impacted by timing differences. Cash balances are adequate for debt service. Remaining cash at June 30, 2021 in the Special Assessment Debt Service Fund is \$2,060.

<sup>2</sup> Pledged revenue for the Sales Tax Revenue Bonds represents pledged sales tax collections at the rate of 0.125% of taxable sales. Sales tax revenues are accounted for in the Truckee River Flood Management Infrastructure Fund. The bonds are payable solely from pledged sales tax revenue. Unspent sales tax revenues total \$131 at June 30, 2021.

<sup>3</sup> Pledged revenue for the Baseball Stadium Revenue Bonds consists of a 2% short-term car rental fee. Car rental fees collected per NRS 244A.810 are accounted for in the Other Restricted Fund. Subsequently, Senior and Subordinate Car Rental Lien Revenue Bonds were issued February 2008 and are payable solely from pledged car rental fee revenues. Unspent car rental fee revenues total \$1,120 at June 30, 2021. The Covid-19 pandemic will affect car rental fees for FY21.

<sup>4</sup> Debt was refinanced on the Truckee River Flood Management Fund. No Principal payments were due in FY2017 or FY2018 and a lower interest rate on the new debt resulted in lower interest costs.



**WASHOE COUNTY, NEVADA  
DEMOGRAPHIC AND ECONOMIC STATISTICS LAST TEN FISCAL YEARS**

	Fiscal Year Ended June 30,									
	2012	2013	2014	2015	2016	2017	2018	2019	2020	2021
Population <sup>1</sup>	429,079	433,731	436,647	444,008	451,248	459,142	460,237	464,630	472,069	478,355
Total Personal Income <sup>2</sup>	\$ 18,656,484	\$ 19,627,834	\$ 18,832,669	\$ 19,077,494	\$ 20,164,911	\$ 21,265,239	\$ 22,549,907	\$ 25,556,498	\$ 27,776,003	\$ 29,875,442
Per Capita Income <sup>2</sup>	\$ 43,480	\$ 45,253	\$ 43,130	\$ 42,967	\$ 44,687	\$ 46,315	\$ 48,996	\$ 55,487	\$ 59,639	\$ 63,360
Median Age <sup>3</sup>	37.0	37.6	37.6	37.4	37.5	37.5	37.9	38.0	38.1	38.6
School Enrollment <sup>4</sup>	62,220	62,424	62,986	63,108	63,670	63,919	66,989	66,960	66,913	65,121
Unemployment Rate (Percent) <sup>5</sup>	12.3	9.8	7.2	6.4	6.4	4.0	4.2	3.6	3.2	4.9
Total Labor Force <sup>5</sup>	222,532	219,550	206,624	213,773	213,923	223,409	239,119	250,005	255,915	265,182
Construction Activity-Total Value <sup>6</sup>	\$ 95,876	\$ 126,468	\$ 203,086	\$ 246,628	\$ 231,742	\$ 301,127	\$ 345,710	\$ 458,823	\$ 450,868	\$ 719,607
Number of New Family Units <sup>6</sup>	83	74	120	255	320	378	481	572	617	692
Taxable Sales <sup>7</sup>	\$ 5,522,605	\$ 5,824,726	\$ 6,370,685	\$ 6,817,589	\$ 7,550,467	\$ 7,989,009	\$ 8,531,253	\$ 8,829,864	\$ 9,250,416	\$ 11,049,067
Gross Income Gaming Revenue <sup>8</sup>	\$ 738,152	\$ 741,038	\$ 744,962	\$ 765,248	\$ 789,359	\$ 738,373	\$ 779,347	\$ 785,532	\$ 630,862	\$ 837,334
Total Passenger Air Traffic <sup>9</sup>	3,561,557	3,514,421	3,312,839	3,297,642	3,563,818	3,819,896	4,128,476	4,298,555	3,378,405	2,472,843

S-18

Sources:

- <sup>1</sup> Annual population, Data Analysis 2012 US Census-Nevada; for years 2012 through 2013, per Governor Certified Population of Nevada's Counties, Cities and Towns 2000 to 2013. 2014 data source: Washoe County Community Development, with projected growth rate applied to the 2012 US census. 2015, 2016, 2017, 2018, 2019 and 2020 data source: Nevada State Demographer's Office-NV Small Business Development Center.
- <sup>2</sup> U.S. Department of Commerce, Bureau of Economic Analysis (BEA) FY 2012 and prior; Washoe County Community Development Demographic Information FY 2013 - FY 2014; BEA 2012 Estimate with Compound Annual Growth Rate applied - FY - 2014, FY2015, FY2016, FY2017, FY2018, FY2019 and FY2020.
- <sup>3</sup> Center for Regional Studies, University of Nevada, Reno, FY 2012 - FY 2013; trend applied to US Census Bureau 2012 American Community Survey 5-Year Estimates - FY 2014, FY2015, FY2016, FY2017 and FY2018. United States Census Bureau - FY2019 and FY2020.
- <sup>4</sup> Washoe County School District
- <sup>5</sup> Total represents the average labor force during the fiscal year. Nevada State Department of Employment, Training and Rehabilitation (DETR)
- <sup>6</sup> Washoe County Building and Safety Department - Construction Activity-Total Value (000)
- <sup>7</sup> Nevada State Department of Taxation (000)
- <sup>8</sup> Nevada State Gaming Control Board (000)
- <sup>9</sup> Reno/Tahoe International Airport (RTIA). COVID-19 pandemic hit in March 2020 greatly reducing air passenger traffic in 2020 and 2021.

**WASHOE COUNTY, NEVADA  
PRINCIPAL EMPLOYERS  
CURRENT YEAR AND NINE YEARS AGO**

<u>Employer</u>	<u>December, 2020</u>			<u>December, 2011</u>		
	<u>Employees<sup>1</sup></u>	<u>Rank</u>	<u>Percentage of Total County Employment</u>	<u>Employees<sup>1</sup></u>	<u>Rank</u>	<u>Percentage of Total County Employment</u>
Washoe County School District	8,750	1	3.47%	8,250	1	4.49%
Renown Medical Center	4,750	2	1.88%	2,750	4	1.50%
University of Nevada - Reno	4,750	3	1.88%	4,250	2	2.31%
Peppermill Hotel Casino - Reno	3,000	4	1.19%	2,250	5	1.22%
Grand Sierra Resort	3,000	5	1.19%	1,750	9	0.95%
Silver Legacy Resort Casino	3,000	6	1.19%	1,750	8	0.95%
Harrahs	3,000	7	1.19%	-	-	-
Eldorado Hotel & Casino	3,000	8	1.19%	-	-	-
St. Mary's	3,000	9	1.19%	1,750	10	0.95%
Washoe County	2,800	10	1.11%	2,750	3	1.50%
Atlantis Casino Resort	-	-	-	1,750	9	0.95%
Integrity Staffing Solutions	-	-	-	2,250	6	1.22%
International Game Technology PLC <sup>2</sup>	-	-	-	2,250	7	1.22%
Total Washoe County Covered Employment	252,295			183,770		

S-19

<sup>1</sup> Nevada Revised Statutes Chapter 612 stipulate that actual employment for individual employers may not be published. The Nevada Department of Employment Training and Rehabilitation outsources the publication of this information to Infogroup and Nevada Workforce. Infogroup publishes employee counts in ranges of 5000. The number of employees shown are estimated using the

<sup>2</sup> International Game Technology was acquired by Gtech in 2015 becoming International Game Technology PLC

**WASHOE COUNTY, NEVADA  
FULL-TIME EQUIVALENT WASHOE COUNTY EMPLOYEES BY FUNCTION  
LAST TEN FISCAL YEARS**

	Fiscal Year Ended June 30,									
	2012	2013	2014	2015	2016	2017	2018	2019	2020	2021
<b>Function/Program</b>										
General government	323.8	315.9	320.8	283.7	293.3	297.4	330.9	300.8	306.4	295.3
Judicial	458.6	452.4	463.8	471.8	495.8	514.8	512.3	511.8	514.3	515.5
Public safety	898.9	892.8	911.6	902.5	908.1	934.5	954.0	933.3	958.7	945.7
Public works	72.4	74.0	122.0	137.0	135.6	132.4	129.4	127.0	130.0	129.0
Health and sanitation	161.0	153.3	154.3	154.6	150.2	150.3	150.1	147.9	155.0	168.0
Welfare	228.6	229.7	233.9	241.5	274.1	301.0	302.0	319.5	340.2	352.7
Culture and recreation	203.9	214.4	210.3	222.7	209.6	206.6	207.5	221.8	166.7	206.5
Utilities	64.7	63.4	59.0	23.0	20.5	23.0	20.0	20.9	20.6	20.8
Golf courses <sup>2</sup>	9.9	9.9	10.9	8.9	7.0	-	-	-	1.0	-
Building permits	12.0	12.8	13.0	14.4	15.4	18.0	16.0	16.0	16.0	17.0
<b>Total <sup>1</sup></b>	<b>2,433.8</b>	<b>2,418.6</b>	<b>2,499.6</b>	<b>2,460.1</b>	<b>2,509.6</b>	<b>2,578.0</b>	<b>2,622.2</b>	<b>2,599.0</b>	<b>2,608.9</b>	<b>2,650.6</b>

S 20

**Function/Program % of Total**

General government	13%	13%	13%	11%	12%	12%	13%	12%	12%	11%
Judicial	19%	19%	19%	19%	20%	20%	19%	19%	19%	18%
Public safety	37%	37%	36%	37%	36%	36%	36%	36%	38%	36%
Public works	3%	3%	5%	6%	5%	5%	5%	5%	5%	5%
Health and sanitation	7%	5%	6%	6%	6%	6%	6%	6%	6%	6%
Welfare	9%	9%	9%	10%	11%	11%	11%	11%	12%	12%
Culture and recreation	8%	9%	8%	9%	8%	8%	8%	9%	6%	8%
Utilities	3%	3%	2%	1%	1%	1%	1%	1%	1%	1%
Golf courses	1%	1%	1%	0%	0%	0%	0%	0%	0%	0%
Building permits	0%	1%	1%	1%	1%	1%	1%	1%	1%	1%

round

Source: Washoe County human resource system

Note Full-time equivalents are reported based on staffing as of June 30 of each fiscal year. Actual salaries may represent higher numbers of staff due to the use of seasonal workers, particularly for culture and recreation activities.

<sup>1</sup> Washoe County full-time equivalent employee totals declined over fiscal years 2012 to 2013 due to budget reduction programs including delays in filling open positions and reductions in force.

<sup>2</sup> In 2017, the golf course employees were reassigned to other Washoe County departments due to the hiring of an outside management firm taking over the operations of the golf courses.

**WASHOE COUNTY, NEVADA  
OPERATING INDICATORS BY FUNCTION/PROGRAM  
LAST TEN FISCAL YEARS**

Function/Program	Fiscal Year Ending June 30,									
	2012	2013	2014	2015	2016	2017	2018	2019	2020	2021
<b>Judicial <sup>1</sup></b>										
District Court Cases Filed										
Criminal	2,122	3,016	n/r	n/r	n/r	n/r	n/r	n/r	n/r	n/r
Civil	4,142	3,934	n/r	n/r	n/r	n/r	n/r	n/r	n/r	n/r
Family	10,630	10,657	n/r	n/r	n/r	n/r	n/r	n/r	n/r	n/r
Juvenile	1,866	2,013	n/r	n/r	n/r	n/r	n/r	n/r	n/r	n/r
District Court Cases Disposed										
Criminal	1,927	2,617	n/r	n/r	n/r	n/r	n/r	n/r	n/r	n/r
Civil	2,389	3,317	n/r	n/r	n/r	n/r	n/r	n/r	n/r	n/r
Family	6,955	10,059	n/r	n/r	n/r	n/r	n/r	n/r	n/r	n/r
Juvenile	4,327	1,182	n/r	n/r	n/r	n/r	n/r	n/r	n/r	n/r
Justice Courts Cases Filed										
Criminal	8,770	7,853	8,089	9,106	8,505	8,549	8,280	7,494	8,749	6,982
Civil	16,517	17,560	13,049	11,769	11,787	12,221	13,664	13,235	11,126	9,419
Traffic and parking violations	72,544	56,354	37,755	43,686	27,317	33,764	34,927	31,077	25,685	19,018
Justice Courts Cases Disposed										
Criminal	8,995	8,480	10,084	8,285	9,107	8,943	7,002	7,970	7,785	4,480
Civil	10,233	18,575	14,823	14,110	11,286	12,698	11,198	14,162	11,565	9,657
Traffic and parking violations	48,485	55,811	36,882	42,850	27,014	32,820	31,175	31,815	26,280	17,296
<b>Public Safety <sup>2</sup></b>										
Police										
Arrests (Valley and Incline)	3,654	2,993	2,389	2,587	2,865	2,590	2,436	2,641	2,253	1,955
Citations issued	11,950	13,839	11,771	12,821	13,082	12,370	12,011	8,943	6,875	6,009
Alarms	499	1,424	1,410	1,497	1,764	1,797	1,706	1,723	1,614	1,647
Crime lab analysis requests	7,379	6,378	5,809	6,406	6,238	6,966	7,525	6,293	6,365	6,872
Warrants processed	2,189	1,980	2,025	2,187	1,909	1,879	2,020	1,615	1,011	1,014
Detention										
Bookings	21,553	20,755	20,852	20,750	20,361	20,452	21,361	20,410	16,827	14,061
Civil protective custody	1,667	353	259	284	216	284	109	694	301	119
Average daily population	1,018	1,050	1,052	1,082	1,047	1,048	1,087	1,127	982	916
Animal Services										
Calls for service responded to	37,269	33,617	33,393	38,753	35,144	33,651	35,717	33,574	29,133	25,341
Number of animals impounded	12,548	14,300	13,620	13,556	13,584	13,598	13,639	13,490	11,383	7,686

(CONTINUED)

WASHOE COUNTY, NEVADA  
 OPERATING INDICATORS BY FUNCTION/PROGRAM  
 LAST TEN FISCAL YEARS

	Fiscal Year Ending June 30,									
	2012	2013	2014	2015	2016	2017	2018	2019	2020	2021
<b>Health and Sanitation <sup>2</sup></b>										
Permitted food establishments	3,308	3,425	3,571	3,661	3,663	3,783	3,816	3,882	3,720	3,828
Air quality permits issued	1,315	1,334	1,377	1,440	1,429	1,232	1,607	1,139	1,200	1,364
Birth certificates issued	7,761	7,229	6,834	7,125	7,264	7,060	10,663	15,247	12,920	14,612
Death certificates issued	18,878	21,166	19,551	19,267	21,463	22,533	21,616	23,150	22,204	26,909
<b>Welfare <sup>2</sup></b>										
<b>Adult Services <sup>3</sup></b>										
Nursing home bed days	7,091	6,798	6,912	5,240	3,900	3,556	3,832	3,694	3,975	3,276
Supportive housing program bed days	20,946	22,842	25,640	35,674	47,450	44,815	58,258	57,545	31,012	41,793
Adult group care bed days	13,690	8,629	7,336	7,612	5,532	4,312	2,101	1,574	1,290	900
Our Place - Women Served <sup>8</sup>	-	-	-	-	-	-	-	-	-	626
Our Place - Families Served <sup>8</sup>	-	-	-	-	-	-	-	-	-	86
Total general assistance applications <sup>4</sup>	n/r	n/r	n/r	n/r	n/r	n/r	n/r	n/r	n/r	n/r
Clients receiving general assistance	18	3	1	n/r	n/r	n/r	n/r	n/r	n/r	n/r
Served in burial	374	412	458	463	593	575	464	461	601	639
<b>Children's Services</b>										
Number of children in legal custody	612	811	928	1,002	1,582	1,480	901	822	790	778
Average length of stay in paid foster care (days)	422	388	356	383	390	420	510	510	570	1,064
Number of adoptions finalized	184	110	117	156	116	136	159	200	156	87
Number of adoption subsidies	1,172	1,126	1,269	1,349	2,728	2,811	2,960	3,119	3,293	2,237
Number of child welfare reports received	7,364	7,525	7,396	7,358	5,936	5,556	5,594	6,568	6,074	7,283
Number of child welfare investigations	2,469	2,178	2,196	2,038	2,045	1,951	1,944	1,936	1,822	1,863
<b>Senior Services<sup>6</sup></b>										
Number of unduplicated clients served	5,237	5,037	4,563	4,692	4,909	5,077	4,714	6,540	6,258	5,646
<b>Culture and Recreation <sup>2</sup></b>										
<b>Parks and Recreation</b>										
Golf courses - total rounds of golf <sup>9</sup>	76,664	75,834	74,511	76,374	75,128	61,412	66,307	59,601	68,993	128,637
Aquatics - pool attendance <sup>5</sup>	n/r	26,903	46,729	52,502	51,126	13,500	15,991	16,231	10,205	929
<b>Library</b>										
Visitors to libraries ('000s)	1,265	1,228	1,172	1,093	1,071	1,094	466	1,188	838	170
Volumes in collection ('000s)	760	723	668	617	513	464	484	456	425	418
Total volumes borrowed ('000s)	2,341	2,283	2,203	2,045	1,674	1,966	1,958	2,016	1,772	1,221

S-22

**WASHOE COUNTY, NEVADA  
OPERATING INDICATORS BY FUNCTION/PROGRAM  
LAST TEN FISCAL YEARS**

	Fiscal Year Ending June 30,									
	2012	2013	2014	2015	2016	2017	2018	2019	2020	2021
<b>Utilities/Water <sup>2</sup> (continued)</b>										
Water										
Customer count	22,789	23,092	23,722	n/r	n/r	n/r	n/r	n/r	n/r	n/r
Average daily consumption (thousands of gallons)	12,194	13,143	12,929	n/r	n/r	n/r	n/r	n/r	n/r	n/r
Peak daily consumption (thousands of gallons)	24,113	24,030	23,823	n/r	n/r	n/r	n/r	n/r	n/r	n/r
Wastewater										
Customer count	20,354	20,572	21,068	23,545	24,523	25,339	26,122	28,324	30,167	31,992
Reclaimed Water										
Customer count	291	294	295	295	298	314	320	326	336	335
Storm Water										
Customer count	5,077	5,152	5,190	5,921	6,740	6,847	7,015	7,232	7,448	7,708
<b>Building Permits <sup>2</sup></b>										
Commercial construction	287	258	211	251	227	118	78	209	195	161
Residential construction <sup>7</sup>	96	168	246	260	320	378	502	691	1,767	1,916
Miscellaneous	1,195	1,090	1,212	1,597	1,572	1,422	3,661	3,268	2,092	2,369

n/r = not reported

<sup>1</sup> Uniform System for Judicial Records, Nevada AOC, Planning & Analysis Divisior

<sup>2</sup> Various Washoe County Departments. In 2015, the Washoe County Water Resources was transferred to Truckee Meadows Water Authority (TMWA).

<sup>3</sup> Effective 3/1/12 Adult Services implemented the Health Care Assistance Program facilitated by a third party administrator. New tracking metrics were established to monitor program effectiveness.

<sup>4</sup> Effective 7/1/12 tracking information is no longer supported as the programs ended.

<sup>5</sup> Bowers Pool was closed in 2011 and reopened in 2013. In 2017, the pool was closed for major maintenance. 2020 and 2021, the Covid-19 pandemic hit Washoe County starting March 2020.

<sup>6</sup> The decrease in the number of unduplicated clients served can be directly attributed to the outsourcing of the Senior Law Program, July 1, 2013.

<sup>7</sup> New single family dwellings.

<sup>8</sup> New program called, "Our Place" (homelessness) started August 14, 2020.

**WASHOE COUNTY, NEVADA  
CAPITAL ASSETS STATISTICS BY FUNCTION/PROGRAM  
LAST TEN FISCAL YEARS**

	Fiscal Year Ended June 30,									
	2012	2013	2014 <sup>3</sup>	2015	2016	2017	2018	2019	2020	2021
<b>Function/Program</b>										
<b>General Government</b>										
<b>Information Technology</b>										
Business applications	136	147	147	123	123	123	123	123	127	132
Networked buildings and small facilities	214	216	226	139	139	140	140	140	148	148
Network wireless coverage (square miles) <sup>3</sup>	400	600	1,440	1,440	1,440	1,440	1,440	1,440	1,440	1,440
Network personal computers	3,388	3,480	3,660	3,792	3,724	3,597	3,597	3,950	4,450	4,485
<b>Equipment Services</b>										
Vehicles	978	954	939	918	892	905	1,010	1,090	1,083	818
<b>Judicial</b>										
District court/justice courts	10	12	12	12	12	12	12	12	12	12
District court/justice courts locations	6	6	6	6	6	6	6	6	6	6
<b>Public Safety</b>										
Juvenile services facilities	2	2	2	2	2	1	1	1	1	1
Sheriff's detention center/substations	3	3	3	3	3	3	3	3	3	3
Sheriff's patrol aircraft (helicopters)	3	3	3	3	3	4	4	4	4	4
Sheriff's patrol/search and rescue boats (in excess of 20 feet)	2	2	3	3	3	3	3	4	4	4
Crime lab	1	1	1	1	1	1	1	1	1	1
Regional emergency operations / training center	2	2	2	2	2	2	2	2	2	2
<b>Public Works</b>										
Paved streets (miles)	710	723	723	723	726	721	723	725	728	733
Unpaved streets (miles)	368	368	368	362	362	362	362	362	362	362
Traffic signals	16	17	17	17	17	17	17	19	20	22
Bridges	73	73	73	73	73	67	66	67	67	77
<b>Culture and Recreation</b>										
Libraries	13	13	13	13	13	13	13	12	12	12
Major/regional parks	13	13	13	13	13	13	13	10	10	10
Community/neighborhood parks <sup>1</sup>	33	33	33	33	32	32	32	39	39	39
Developed park acreage <sup>1</sup>	1,872	1,872	1,872	1,877	1,870	1,870	1,885	1,885	1,885	1,885
Undeveloped park acreage	10,017	10,017	10,017	10,034	10,034	10,039	10,253	11,339	11,339	11,339

S-24

(CONTINUED)

**WASHOE COUNTY, NEVADA  
CAPITAL ASSETS STATISTICS BY FUNCTION/PROGRAM  
LAST TEN FISCAL YEARS**

Fiscal Year Ended June 30,

	2012	2013	2014 <sup>3</sup>	2015	2016	2017	2018	2019	2020	2021
<b>Culture and Recreation (continued)</b>										
Special use facilities	5	5	5	6	6	6	6	7	7	7
Playgrounds <sup>1</sup>	46	46	46	46	45	45	45	45	45	45
Golf courses	2	2	2	2	2	2	2	3	3	3
Swimming pools/waterpark	2	2	3	3	3	3	3	3	3	3
Camping sites	64	64	64	64	64	64	64	64	64	64
Sheltered group picnic facilities	52	52	52	57	57	57	57	57	57	57
Regional shooting facilities	2	2	2	2	2	2	2	2	2	2
Baseball fields	28	28	28	28	27	27	29	29	29	29
Soccer fields	25	25	25	25	25	25	27	27	27	27
Tennis courts	22	22	22	22	22	22	22	22	22	22
Volleyball courts	7	20	20	20	20	20	20	20	20	20
Historical buildings/museums	6	6	6	6	6	6	6	6	6	6
Amphitheaters	4	4	4	4	4	4	4	4	4	4
Arboretum and botanical garden	1	1	1	1	1	1	1	1	1	1
Specialized childrens' facility	3	3	3	3	3	3	3	3	3	3
Established bicycle paths (miles)	20	20	20	20	20	20	20	20	20	23
Hiking trails (miles)	158	158	158	161	161	161	166	166	166	166
Horse arenas	5	5	5	5	5	5	7	7	7	7
Skateboard parks	3	3	3	3	3	3	3	3	3	3
<b>Utilities</b>										
<b>Water</b>										
Water mains (miles) <sup>2</sup>	476	480	565	n/r	n/r	n/r	n/r	n/r	n/r	n/r
<b>Wastewater</b>										
Storm sewers (miles)	288	289	290	290	291	297	300	302	303	318
<b>Reclaimed Water</b>										
Reclaimed mains (miles)	n/r	40	40	40	40	40	40	42	42	44

625

n/r = not reported

Sources: Washoe County capital asset records and departments

<sup>1</sup> The decrease in FY 2016 is due to the sale of one park. Due to development, the location was no longer desirable.

<sup>2</sup> As of December 31, 2014, Washoe County and the Truckee Meadows Water Authority (TMWA) consolidated their water utilities with TMWA surviving as the water purveyor. Therefore, Washoe County is no longer in the water utility business.

<sup>3</sup> The increase in Network Wireless coverage in FY 2014 is due to completed wireless project.





*This Page Intentionally Left Blank*



# **COMPLIANCE SECTION**

**COMPLIANCE SECTION**

**Page**

Independent Auditor’s Report on Internal Control over Financial Reporting and on Compliance and Other Matters Based on an Audit of Financial Statements Performed in Accordance with *Government Auditing Standards*..... C-2

Independent Auditor’s Report on Compliance for Each Major Program and on Internal Control over Compliance Required by the Uniform Guidance..... C-4

Schedule of Expenditures of Federal Awards ..... C-8

Notes to the Schedule of Expenditures of Federal Awards ..... C-21

Schedule of Findings and Questioned Costs ..... C-22

Corrective Action Plans ..... C-28



Tel: 775-567-6080  
Fax: 775-567-6075  
www.bdo.com

200 S. Virginia St, #655  
Reno, NV 89501

## **Independent Auditor's Report on Internal Control Over Financial Reporting and on Compliance and Other Matters Based on an Audit of Financial Statements Performed in Accordance With *Government Auditing Standards***

To the Honorable Board of County Commissioners  
Washoe County, Nevada

We have audited, in accordance with the auditing standards generally accepted in the United States of America and the standards applicable to financial audits contained in Government Auditing Standards issued by the Comptroller General of the United States, the financial statements of the governmental activities, the business-type activities, the discretely presented component unit, each major fund, and the aggregate remaining fund information of Washoe County, Nevada (the "County"), as of and for the year ended June 30, 2021, and the related notes to the financial statements, which collectively comprise the County's basic financial statements, and have issued our report thereon dated November 24, 2021. Our report includes a reference to other auditors who audited the financial statements of the County's discretely presented component unit, as described in our report on the County's financial statements. This report does not include the results of the other auditors' testing of internal control over financial reporting or compliance and other matters that are reported on separately by those auditors.

### **Internal Control Over Financial Reporting**

In planning and performing our audit of the financial statements, we considered the County's internal control over financial reporting (internal control) as a basis for designing audit procedures that are appropriate in the circumstances for the purpose of expressing our opinion on the financial statements, but not for the purpose of expressing an opinion on the effectiveness of the County's internal control. Accordingly, we do not express an opinion on the effectiveness of the County's internal control.

*A deficiency in internal control* exists when the design or operation of a control does not allow management or employees, in the normal course of performing their assigned functions, to prevent, or detect and correct, misstatements on a timely basis. A *material weakness* is a deficiency, or a combination of deficiencies, in internal control such that there is a reasonable possibility that a material misstatement of the entity's financial statements will not be prevented, or detected and corrected on a timely basis. A *significant deficiency* is a deficiency, or a combination of deficiencies, in internal control that is less severe than a material weakness, yet important enough to merit attention by those charged with governance.

Our consideration of internal control was for the limited purpose described in the first paragraph of this section and was not designed to identify all deficiencies in internal control that might be material weaknesses or significant deficiencies and therefore, material weaknesses or significant deficiencies may exist that have not been identified. We did identify certain deficiencies in internal control, described in the accompanying schedule of findings and questioned costs as items *2021-001 and 2021-002* that we consider to be material weaknesses.

BDO USA, LLP, a Delaware limited liability partnership, is the U.S. member of BDO International Limited, a UK company limited by guarantee, and forms part of the international BDO network of independent member firms.

BDO is the brand name for the BDO network and for each of the BDO Member Firms.

### ***Compliance and Other Matters***

As part of obtaining reasonable assurance about whether the County's financial statements are free from material misstatement, we performed tests of its compliance with certain provisions of laws, regulations, contracts, and grant agreements, noncompliance with which could have a direct and material effect on the financial statements. However, providing an opinion on compliance with those provisions was not an objective of our audit, and accordingly, we do not express such an opinion. The results of our tests disclosed no instances of noncompliance or other matters that are required to be reported under *Government Auditing Standards*.

### **The County's Response to Findings**

The County's response to the findings identified in our audit is described in the accompanying schedule of findings and questioned costs. The County's response was not subjected to the auditing procedures applied in the audit of the financial statements and, accordingly, we express no opinion on it.

### **Purpose of this Report**

The purpose of this report is solely to describe the scope of our testing of internal control and compliance and the results of that testing, and not to provide an opinion on the effectiveness of the entity's internal control or on compliance. This report is an integral part of an audit performed in accordance with *Government Auditing Standards* in considering the entity's internal control and compliance. Accordingly, this communication is not suitable for any other purpose.

BDO USA, LLP

November 24, 2021



Tel: 775-567-6080  
Fax: 775-567-6075  
www.bdo.com

200 S. Virginia St, #655  
Reno, NV 89501

## **Independent Auditor's Report**

To the Honorable Board of County Commissioners  
Washoe County, Nevada

### **Report on the Audit of the Financial Statements**

#### ***Opinions***

We have audited the financial statements of the governmental activities, the business-type activities, the discretely presented component unit, each major fund, and the aggregate remaining fund information of Washoe County, Nevada (the "County") as of and for the year ended June 30, 2021, and the related notes to the financial statements, which collectively comprise the County's basic financial statements as listed in the table of contents.

In our opinion, based on our audit and the report of the other auditors, the accompanying financial statements present fairly, in all material respects, the respective financial position of the governmental activities, the business-type activities, the discretely presented component unit, each major fund, and the aggregate remaining fund information of the County as of June 30, 2021, and the respective changes in financial position and, where applicable, cash flows thereof for the year then ended in accordance with accounting principles generally accepted in the United States of America.

We did not audit the financial statements of Truckee Meadows Fire Protection District (the "District"), a discretely presented component unit of the County. Those statements were audited by other auditors whose report has been furnished to us, and our opinion, insofar as it relates to the amounts included for the District, is based solely on the report of the other auditors.

#### ***Basis for Opinions***

We conducted our audit in accordance with auditing standards generally accepted in the United States of America (GAAS) and the standards applicable to financial audits contained in *Government Auditing Standards*, issued by the Comptroller General of the United States. Our responsibilities under those standards are further described in the Auditor's Responsibilities for the Audit of the Financial Statements section of our report. We are required to be independent of the County and to meet our other ethical responsibilities, in accordance with the relevant ethical requirements relating to our audit. We believe that the audit evidence we have obtained is sufficient and appropriate to provide a basis for our audit opinions.

#### ***Responsibilities of Management for the Financial Statements***

Management is responsible for the preparation and fair presentation of the financial statements in accordance with accounting principles generally accepted in the United States of America, and for the design, implementation, and maintenance of internal control relevant to the preparation and fair presentation of financial statements that are free from material misstatement, whether due to fraud or error.

BDO USA, LLP, a Delaware limited liability partnership, is the U.S. member of BDO International Limited, a UK company limited by guarantee, and forms part of the international BDO network of independent member firms.

BDO is the brand name for the BDO network and for each of the BDO Member Firms.

In preparing the financial statements, management is required to evaluate whether there are conditions or events, considered in the aggregate, that raise substantial doubt about the County's ability to continue as a going concern within one year after the date that the financial statements are issued or available to be issued.

### ***Auditor's Responsibilities for the Audit of the Financial Statements***

Our objectives are to obtain reasonable assurance about whether the financial statements as a whole are free from material misstatement, whether due to fraud or error, and to issue an auditor's report that includes our opinions. Reasonable assurance is a high level of assurance but is not absolute assurance and therefore is not a guarantee that an audit conducted in accordance with GAAS and *Government Auditing Standards* will always detect a material misstatement when it exists. The risk of not detecting a material misstatement resulting from fraud is higher than for one resulting from error, as fraud may involve collusion, forgery, intentional omissions, misrepresentations, or the override of internal control. Misstatements are considered material if there is a substantial likelihood that, individually or in the aggregate, they would influence the judgment made by a reasonable user based on the financial statements.

In performing an audit in accordance with GAAS and *Government Auditing Standards*, we:

- Exercise professional judgment and maintain professional skepticism throughout the audit.
- Identify and assess the risks of material misstatement of the financial statements, whether due to fraud or error, and design and perform audit procedures responsive to those risks. Such procedures include examining, on a test basis, evidence regarding the amounts and disclosures in the financial statements.
- Obtain an understanding of internal control relevant to the audit in order to design audit procedures that are appropriate in the circumstances, but not for the purpose of expressing an opinion on the effectiveness of the County's internal control. Accordingly, no such opinion is expressed.
- Evaluate the appropriateness of accounting policies used and the reasonableness of significant accounting estimates made by management, as well as evaluate the overall presentation of the financial statements.
- Conclude whether, in our judgment, there are conditions or events, considered in the aggregate, that raise substantial doubt about the County's ability to continue as a going concern for a reasonable period of time.

We are required to communicate with those charged with governance regarding, among other matters, the planned scope and timing of the audit, significant audit findings, and certain internal control-related matters that we identified during the audit.

## **Other Matters**

### ***Required Supplementary Information***

Accounting principles generally accepted in the United States of America require that the management's discussion and analysis on pages 5 through 14 and the postemployment benefits other than pensions and pension plan information collectively presented on pages 88 through 94, be presented to supplement the basic financial statements. Such information is the responsibility of management and, although not a part of the basic financial statements, is required by the Governmental Accounting Standards Board who considers it to be an essential part of financial reporting for placing the basic financial statements in an appropriate operational, economic, or historical context. We have applied certain limited procedures to the required supplementary information in accordance with auditing standards generally accepted in the United States of America, which consisted of inquiries of management about the methods of preparing the information and comparing the information for consistency with management's responses to our inquiries, the basic financial statements, and other knowledge we obtained during our audit of the basic financial statements. We do not express an opinion or provide any assurance on the information because the limited procedures do not provide us with sufficient evidence to express an opinion or provide any assurance.

### ***Other Supplementary Information***

Our audit for the year ended June 30, 2021 was conducted for the purpose of forming opinions on the financial statements that collectively comprise the County's basic financial statements. The introductory section, combining and individual fund financial statements and schedules, schedule of expenditures of federal awards, as required by Title 2 U.S. Code of Federal Regulations (CFR) Part 200, *Uniform Administrative Requirements, Cost Principles, and Audit Requirements for Federal Awards*, and statistical section for the year ended June 30, 2021, are presented for purposes of additional analysis and are not a required part of the basic financial statements.

The combining and individual fund financial statements and schedules and the schedule of expenditures of federal awards are the responsibility of management and were derived from and relate directly to the underlying accounting and other records used to prepare the basic financial statements. Such information has been subjected to the auditing procedures applied in the audit of the basic financial statements for the year ended June 30, 2021 and certain additional procedures, including comparing and reconciling such information directly to the underlying accounting and other records used to prepare the basic financial statements or to the basic financial statements themselves, and other additional procedures in accordance with auditing standards generally accepted in the United States of America. In our opinion, the combining and individual fund financial statements and schedules and the schedule of expenditures of federal awards are fairly stated, in all material respects, in relation to the basic financial statements as a whole for the year ended June 30, 2021.

The County's basic financial statements for the year ended June 30, 2020 (not presented herein), were audited by other auditors whose report thereon dated December 29, 2020, expressed unmodified opinions on the respective financial statements of the governmental activities, the business-type activities, the discretely presented component units, each major fund, and the aggregate remaining fund information. The report of the other auditors dated December 29, 2020,



stated that the combining and individual fund financial statements and schedules and the schedule of expenditures of federal awards for the year ended June 30, 2020 was subjected to the auditing procedures applied in the audit of the fiscal year 2020 basic financial statements and certain additional auditing procedures, including comparing and reconciling such information directly to the underlying accounting and other records used to prepare those basic financial statements or the those basic financial statements themselves, and other additional procedures in accordance with auditing standards generally accepted in the United States of America and, in their opinion, was fairly stated in all material respects in relation to the basic financial statements as a whole for the year ended June 30, 2020.

The introductory section and statistical section have not been subjected to the auditing procedures applied in the audit of the basic financial statements, and accordingly, we do not express an opinion or provide any assurance on it.

**Other Reporting Required by *Government Auditing Standards***

In accordance with *Government Auditing Standards*, we have also issued our report dated November 24, 2021, on our consideration of the County's internal control over financial reporting and on our tests of its compliance with certain provisions of laws, regulations, contracts, and grant agreements and other matters. The purpose of that report is solely to describe the scope of our testing of internal control over financial reporting and compliance and the results of that testing, and not to provide an opinion on the effectiveness of the County's internal control over financial reporting or on compliance. That report is an integral part of an audit performed in accordance with *Government Auditing Standards* in considering County's internal control over financial reporting and compliance.

BDO USA, LLP

November 24, 2021

**WASHOE COUNTY**  
**SCHEDULE OF EXPENDITURES OF FEDERAL AWARDS**  
**FOR THE YEAR ENDED JUNE 30, 2021**

<b>Federal Grantor/Pass-Through Grantor/Program or Cluster Title</b>	<b>Assistance Listing Number</b>	<b>Award or Pass-Through Number</b>	<b>Expenditures</b>	<b>Payments to Subrecipients</b>
<b><u>U.S. Department of Agriculture (USDA):</u></b>				
Direct Programs:				
Law Enforcement Agreements	10.704	16-LE11041701-008 #5	\$ 7,501	\$ -
Law Enforcement Agreements	10.704	21-LE-11041700-005	2,821	-
			<u>10,322</u>	<u>-</u>
Passed through Nevada Division of Forestry:				
Cooperative Forestry Assistance	10.664	LSR18-21-0001	26,800	-
Passed through Nevada Department of Agriculture:				
Child Nutrition Cluster:				
School Breakfast Program	10.553	R-2400-09	17,958	-
National School Lunch Program (School Lunch)	10.555	R-2400-09	28,512	-
National School Lunch Program (School Lunch)	10.555	E053	14,567	-
			<u>43,079</u>	<u>-</u>
Total Child Nutrition Cluster			<u>61,037</u>	<u>-</u>
Passed through Nevada Department of Health and Human Services, Health Division:				
Special Supplemental Nutrition Program for Women, Infants and Children (WIC Program)	10.557	HD 17749	770,923	-
Special Supplemental Nutrition Program for Women, Infants and Children (WIC Program)	10.557	HD 17305	324,733	-
			<u>1,095,656</u>	<u>-</u>
Passed through Nevada Division of Welfare and Supportive Services:				
SNAP Cluster:				
State Administrative Matching Grants for the Supplemental Nutrition Assistance Program (Supplemental Nutrition Assistance Program State Administrative Match)	10.561	ED2024	10,427	-
State Administrative Matching Grants for the Supplemental Nutrition Assistance Program (Supplemental Nutrition Assistance Program State Administrative Match)	10.561	ED2124	44,533	-
Total SNAP Cluster			<u>54,960</u>	<u>-</u>
<b>Total U.S. Department of Agriculture</b>			<u><b>1,248,775</b></u>	<u><b>-</b></u>

**WASHOE COUNTY**  
**SCHEDULE OF EXPENDITURES OF FEDERAL AWARDS**  
**FOR THE YEAR ENDED JUNE 30, 2021**

<b>Federal Grantor/Pass-Through Grantor/Program or Cluster Title</b>	<b>Assistance Listing Number</b>	<b>Award or Pass-Through Number</b>	<b>Expenditures</b>	<b>Payments to Subrecipients</b>
<b><u>U.S. Department of Housing and Urban Development (HUD):</u></b>				
Direct Programs:				
Continuum of Care Program	14.267	NV0095L9T011803	\$ 14,708	\$ -
Continuum of Care Program	14.267	NV0141L9T011900	1,766	-
Continuum of Care Program	14.267	NV0095L9T011904	63,226	-
Continuum of Care Program	14.267	NV0044L9T011910	93,954	-
Continuum of Care Program	14.267	NV0044L9T011809	8,066	8,066
			181,720	8,066
CDBG-Entitlement Grants Cluster:				
Community Development Block Grants/Entitlement Grants (Community Development Block Grant program for Entitlement Communities Program Income	14.218	UNKNOWN	3,562	-
Community Development Block Grants/Entitlement Grants (Community Development Block Grant program for Entitlement Communities Program Income	14.218	UNKNOWN	24,881	-
Community Development Block Grants/Entitlement Grants (Community Development Block Grant program for Entitlement Communities Program Income	14.218	UNKNOWN	44,694	-
Total CDBG-Entitlement Grants Cluster			73,137	-
CDBG-NV Governor's Office of Economic Development:				
Community Development Block Grants/State's Program and Non-Entitlement Grants in Hawaii (State CDBG)	14.228	UNKNOWN	60,137	-
Community Development Block Grants/State's Program and Non-Entitlement Grants in Hawaii (State CDBG)	14.228	17/ED/11	182	-
Community Development Block Grants/State's Program and Non-Entitlement Grants in Hawaii (State CDBG)	14.228	17/ED/11	17,623	17,623
Community Development Block Grants/State's Program and Non-Entitlement Grants in Hawaii (State CDBG)	14.228	CDBG-CV 20/PS/05	31,318	31,318
Community Development Block Grants/State's Program and Non-Entitlement Grants in Hawaii (State CDBG)	14.228	CDBG-CV 20/PS/06	30,000	30,000
Community Development Block Grants/State's Program and Non-Entitlement Grants in Hawaii (State CDBG)	14.228	CDBG-CV 20/PS/07	11,433	-
			150,693	78,941
<b>Total U.S. Department of Housing and Urban Development</b>			<b>405,550</b>	<b>87,007</b>
<b><u>U.S. Fish and Wildlife Service (FWS):</u></b>				
Passed through Nevada Department of Wildlife Wildlife Restoration	15.611	SG20-06	255,536	-
<b>Total U.S. Fish and Wildlife Service</b>			<b>255,536</b>	-

(CONTINUED)

**WASHOE COUNTY**  
**SCHEDULE OF EXPENDITURES OF FEDERAL AWARDS**  
**FOR THE YEAR ENDED JUNE 30, 2021**

<b>Federal Grantor/Pass-Through Grantor/Program or Cluster Title</b>	<b>Assistance Listing Number</b>	<b>Award or Pass-Through Number</b>	<b>Expenditures</b>	<b>Payments to Subrecipients</b>
<b><u>U.S. Department of Justice (DOJ):</u></b>				
Direct Programs:				
Child Exploitation	16.UNKNOWN	UNKNOWN	\$ 25,186	\$ -
Operation SOS	16.UNKNOWN	UNKNOWN	2,728	-
Coronavirus Emergency Supplemental Funding Program	16.034	2020-VD-BX-0440	22,531	-
Crime Victim Assistance/Discretionary Grants	16.582	2018-V3-GX-0062	290,602	-
Crime Victim Assistance/Discretionary Grants	16.582	2020-V3-GX-0131	21,322	-
			<u>311,924</u>	<u>-</u>
State Criminal Alien Assistance Program	16.606	2019-AP-BX-0219	8,013	-
State Criminal Alien Assistance Program	16.606	2019-AP-BX-0804	73,754	-
			<u>81,767</u>	<u>-</u>
DNA Backlog Reduction Program	16.741	2018-DN-BX-0145	14,640	-
Paul Coverdell Forensic Sciences Improvement Grant Program	16.742	2018-CD-BX-0072	22,950	-
Equitable Sharing Program	16.922	UNKNOWN	31,391	-
Program Income	16.922	UNKNOWN	3,180	-
			<u>34,571</u>	<u>-</u>
Passed through Reno Police Department:				
Edward Byrne Memorial Justice Assistance Grant Program (Byrne JAG Program)	16.738	UNKNOWN	17,645	-
Edward Byrne Memorial Justice Assistance Grant Program (Byrne JAG Program)	16.738	2017-DJ-BX-0396	1,594	-
Edward Byrne Memorial Justice Assistance Grant Program (Byrne JAG Program)	16.738	2019-DJ-BX-0830	40,091	-
Edward Byrne Memorial Justice Assistance Grant Program (Byrne JAG Program)	16.738	2020-DJ-BX-0494	19,750	-
			<u>79,080</u>	<u>-</u>
Passed through Nevada Department of Public Safety, Office of Criminal Justice Assistance:				
Coronavirus Emergency Supplemental Funding Program	16.034	20-CESF-31	30,709	-
Edward Byrne Memorial Justice Assistance Grant Program (Byrne JAG Program)	16.738	17-JAG-53	2,611	-
Edward Byrne Memorial Justice Assistance Grant Program (Byrne JAG Program)	16.738	18-JAG-43	21,891	-
Edward Byrne Memorial Justice Assistance Grant Program (Byrne JAG Program)	16.738	19-JAG-25	16,083	-
			<u>40,585</u>	<u>-</u>

(CONTINUED)

**WASHOE COUNTY**  
**SCHEDULE OF EXPENDITURES OF FEDERAL AWARDS**  
**FOR THE YEAR ENDED JUNE 30, 2021**

<b>Federal Grantor/Pass-Through Grantor/Program or Cluster Title</b>	<b>Assistance Listing Number</b>	<b>Award or Pass-Through Number</b>	<b>Expenditures</b>	<b>Payments to Subrecipients</b>
<b><u>U.S. Department of Justice (DOJ) (continued):</u></b>				
Passed through Rady Children's Hospital:				
Improving the Investigation and Prosecution of Child Abuse and the Regional and Local Children's Advocacy Centers	16.758	NV20/21-01	\$ 10,000	\$ -
Passed through National Children's Alliance:				
Improving the Investigation and Prosecution of Child Abuse and the Regional and Local Children's Advocacy Centers	16.758	RENO-NV-4OC21	12,258	-
Improving the Investigation and Prosecution of Child Abuse and the Regional and Local Children's Advocacy Centers	16.758	RENO-NV-4QIAA20	52,056	-
			64,314	-
Passed through Nevada Department of Health and Human Services, Child and Family Services Division:				
Crime Victim Assistance	16.575	UNKNOWN	27,584	-
Crime Victim Assistance	16.575	16575-18-055	29,242	-
Crime Victim Assistance	16.575	16575-18-057	11,251	-
Crime Victim Assistance	16.575	16575-18-059	1,374	-
Crime Victim Assistance	16.575	16575-18-058	73,707	-
Crime Victim Assistance	16.575	16575-19-070	10,000	-
Crime Victim Assistance	16.575	16575-19-068	275,838	-
Crime Victim Assistance	16.575	16575-19-069	1,000,000	-
Crime Victim Assistance	16.575	16575-19-038	66,732	-
Crime Victim Assistance	16.575	16575-19-126	199,850	-
Crime Victim Assistance	16.575	16575-19-039	43,493	-
Crime Victim Assistance	16.575	16575-19-037	92,333	-
			1,831,404	-
Passed through Las Vegas Metropolitan Police Department:				
Missing Children's Assistance	16.543	2017-MC-FX-K019	64,841	-
Missing Children's Assistance	16.543	2020-MC-FX-K001	47,324	-
			112,165	-
Passed through Nevada Department of Public Safety, Office of Criminal Justice Assistance:				
Paul Coverdell Forensic Sciences Improvement Grant Program	16.742	19-FSI-03	52,635	-
Paul Coverdell Forensic Sciences Improvement Grant Program	16.742	20-FSI-04	55,476	-
			108,111	-

(CONTINUED)

**WASHOE COUNTY**  
**SCHEDULE OF EXPENDITURES OF FEDERAL AWARDS**  
**FOR THE YEAR ENDED JUNE 30, 2021**

<b>Federal Grantor/Pass-Through Grantor/Program or Cluster Title</b>	<b>Assistance Listing Number</b>	<b>Award or Pass-Through Number</b>	<b>Expenditures</b>	<b>Payments to Subrecipients</b>
<b><u>U.S. Department of Justice (DOJ) (continued):</u></b>				
Passed through Nevada Office of the Attorney General:				
Violence Against Women Formula Grants	16.588	UNKNOWN	\$ 8,113	\$ -
Violence Against Women Formula Grants	16.588	2020-VAWA-53	142,702	-
			<u>150,815</u>	<u>-</u>
National Sexual Assault Kit Initiative	16.833	2016-SAKI-03	55,500	-
National Sexual Assault Kit Initiative	16.833	2016-SAKI-04	52,288	-
			<u>107,788</u>	<u>-</u>
Comprehensive Opioid, Stimulant, and Substance Abuse Program	16.838	2019-AR-BX-K003	7,292	-
Passed through Community Resources for Justice, Inc:				
Justice Reinvestment Initiative	16.827	2019-ZB-BX-K003	28,206	-
			<u>28,206</u>	<u>-</u>
<b>Total U.S. Department of Justice</b>			<b><u>3,086,766</u></b>	<b><u>-</u></b>
<b><u>U.S. Department of Transportation (DOT):</u></b>				
Passed through Regional Transportation Commission:				
Transit Services Programs Cluster:				
Enhanced Mobility of Seniors and Individuals with Disabilities	20.513	NV-2018-013	11,154	-
Passed through Nevada Department of Public Safety, Office of Traffic Safety:				
Highway Safety Cluster:				
State and Community Highway Safety	20.600	21-AL-2	38,991	-
State and Community Highway Safety	20.600	JF-2020-WCSO-00013	25,190	-
State and Community Highway Safety	20.600	JF-2021-WCSO-00009	23,240	-
State and Community Highway Safety	20.600	TS-2020-WC DA-00088	61,329	-
State and Community Highway Safety	20.600	TS-2021-WC DA-00194	54,770	-
			<u>203,520</u>	<u>-</u>
National Priority Safety Programs	20.616	TS-2019-WC	26,496	-
National Priority Safety Programs	20.616	TS-2020-WCSO-00031	11,217	-
National Priority Safety Programs	20.616	TS-2021-WC DA-00194	99,136	-
			<u>136,849</u>	<u>-</u>
Total Highway Safety Cluster			<u>340,369</u>	<u>-</u>
Minimum Penalties for Repeat Offenders for Driving While Intoxicated	20.608	TS-2021-WCSO-00041	21,398	-

(CONTINUED)

WASHOE COUNTY  
SCHEDULE OF EXPENDITURES OF FEDERAL AWARDS  
FOR THE YEAR ENDED JUNE 30, 2021

Federal Grantor/Pass-Through Grantor/Program or Cluster Title	Assistance Listing Number	Award or Pass-Through Number	Expenditures	Payments to Subrecipients
<b><u>U.S. Department of Transportation (DOT) (continued):</u></b>				
Passed through Nevada Emergency Response Commission:				
Interagency Hazardous Materials Public Sector Training and Planning Grants	20.703	20-HMEP-16-02	\$ 190	\$ -
<b>Total U.S. Department of Transportation</b>			<b>373,111</b>	<b>-</b>
<b><u>Department of the Treasury:</u></b>				
Direct Programs:				
COVID-19 - Emergency Rental Assistance Program	21.023	1505-0266	1,523,065	1,514,915
Passed through Nevada Health Response:				
COVID-19 - Coronavirus Relief Fund	21.019	UNKNOWN	18,663,406	1,966,373
Passed through Nevada Governor's Finance Office:				
COVID-19 - Coronavirus Relief Fund	21.019	UNKNOWN	500,000	-
COVID-19 - Coronavirus Relief Fund	21.019	UNKNOWN	162,650	-
			<u>662,650</u>	<u>-</u>
Passed through Nevada Department of Health and Human Services Health Division:				
COVID-19 - Coronavirus Relief Fund	21.019	SG 25013	5,144,530	-
COVID-19 - Coronavirus Relief Fund	21.019	HD 17475-1	333,106	-
			<u>5,477,636</u>	<u>-</u>
Passed through Nevada Department of Agriculture:				
COVID-19 - Coronavirus Relief Fund	21.019	NV CARES CFR 21-13	280,000	-
Passed through Nevada Secretary of State:				
COVID-19 - Coronavirus Relief Fund	21.019	--	589,088	-
<b>Total Department of the Treasury</b>			<b>27,195,845</b>	<b>3,481,288</b>
<b><u>National Endowment for the Arts:</u></b>				
Direct Programs:				
Promotion of the Arts Grants to Organizations and Individuals	45.024	17-4292-7089	1,433	-
<b>Total National Endowment for the Arts</b>			<b>1,433</b>	<b>-</b>
<b><u>Institute of Museum and Library Services:</u></b>				
Passed through Nevada State Library, Archives and Public Records:				
Grants to States	45.310	2020-14	9,926	-
Grants to States	45.310	CARES-20	21,308	-
<b>Total Institute of Museum and Library Services</b>			<b>31,234</b>	<b>-</b>

(CONTINUED)

**WASHOE COUNTY**  
**SCHEDULE OF EXPENDITURES OF FEDERAL AWARDS**  
**FOR THE YEAR ENDED JUNE 30, 2021**

<b>Federal Grantor/Pass-Through Grantor/Program or Cluster Title</b>	<b>Assistance Listing Number</b>	<b>Award or Pass-Through Number</b>	<b>Expenditures</b>	<b>Payments to Subrecipients</b>
<b><u>U.S. Environmental Protection Agency (EPA):</u></b>				
Direct Programs:				
Air Pollution Control Program Support	66.001	A-00905421-0	\$ 507,750	\$ -
Air Pollution Control Program Support	66.001	A-00905420	220,312	-
			<u>728,062</u>	<u>-</u>
Surveys, Studies, Research, Investigations, Demonstrations, and Special Purpose Activities Relating to the Clean Air Act	66.034	PM - 98T03401	40,028	-
Surveys, Studies, Research, Investigations, Demonstrations, and Special Purpose Activities Relating to the Clean Air Act	66.034	PM-98T030401-1	42,442	-
Surveys, Studies, Research, Investigations, Demonstrations, and Special Purpose Activities Relating to the Clean Air Act	66.034	UNKNOWN	40,144	-
			<u>122,614</u>	<u>-</u>
Passed through Nevada Department of Conservation and Natural Resources, Division of Environmental Protection:				
State Public Water System Supervision	66.432	DEP 20-005	35,185	-
Capitalization Grants for Clean Water State Revolving Funds	66.458	CS-32000119	2,176,562	-
Capitalization Grants for Clean Water State Revolving Funds	66.458	CS-32000120	2,819,479	-
			<u>4,996,041</u>	<u>-</u>
Leaking Underground Storage Tank Trust Fund Corrective Action Program (Leaking UST Corrective Action Program)	66.804	DEP 17-028	47,376	-
			<u>47,376</u>	<u>-</u>
<b>Total U.S. Environmental Protection Agency</b>			<b><u>5,929,278</u></b>	<b><u>-</u></b>
<b><u>Election Assistance Commission:</u></b>				
Passed through Nevada Secretary of State				
2018 HAVA Election Security Grants	90.404	90.404-C016	199,083	-
2018 HAVA Election Security Grants	90.404	90.404-0017	2,995	-
2018 HAVA Election Security Grants	90.404	NV18101001	51,619	-
			<u>253,697</u>	<u>-</u>
<b>Total Election Assistance Commission</b>			<b><u>253,697</u></b>	<b><u>-</u></b>
<b><u>U.S. Department of Health and Human Services (HHS):</u></b>				
Direct Programs:				
Food and Drug Administration-Research (General Grant Funding Program 93103)	93.103	5U18FD006275-03	61,463	-

(CONTINUED)



**WASHOE COUNTY**  
**SCHEDULE OF EXPENDITURES OF FEDERAL AWARDS**  
**FOR THE YEAR ENDED JUNE 30, 2021**

<b>Federal Grantor/Pass-Through Grantor/Program or Cluster Title</b>	<b>Assistance Listing Number</b>	<b>Award or Pass-Through Number</b>	<b>Expenditures</b>	<b>Payments to Subrecipients</b>
<b><u>U.S. Department of Health and Human Services (HHS) (continued):</u></b>				
Passed through Nevada Aging and Disability Services Division:				
Family Planning-Services (FP Services)				
Program Income	93.217	6FPHPA096051-04-02	\$ 297,323	\$ -
Family Planning-Services (FP Services)	93.217	5 FPHPA006463-03-00	842,668	-
			1,139,991	-
Aging Cluster:				
Special Programs for the Aging-Title III, Part B-Grants for Supportive Services and Senior Centers	93.044	16-000-59-BC3X-20	44,212	-
Special Programs for the Aging-Title III, Part C-Nutrition Services	93.045	16-000-04-2C2X-20	13,305	-
Special Programs for the Aging-Title III, Part C-Nutrition Services	93.045	16-000-04-2C3X-21	49,598	-
Special Programs for the Aging-Title III, Part C-Nutrition Services	93.045	16-000-07-1H1-20	672	-
Program Income	93.045	16-000-07-1H1-20	22,724	-
Special Programs for the Aging-Title III, Part C-Nutrition Services	93.045	16-000-66-1X-21	29,553	-
Special Programs for the Aging-Title III, Part C-Nutrition Services	93.045	16-000-04-2H-20	335,074	-
Program Income	93.045	16-000-04-2H-20	6,519	-
Special Programs for the Aging-Title III, Part C-Nutrition Services	93.045	2001NVOACM-03	42,732	-
Program Income	93.045	2001NVOACM-03	62,534	-
Special Programs for the Aging-Title III, Part C-Nutrition Services	93.045	2001NVOAHD-03	412,236	-
Program Income	93.045	2001NVOAHD-03	24,429	-
Special Programs for the Aging-Title III, Part C-Nutrition Services	93.045	210INVOAHD-00	17,098	-
			1,016,474	-
Nutrition Services Incentive Program (NSIP)	93.053	16-000-57-NX-21	331,667	-
Total Aging Cluster			1,348,141	-
Passed through Zero to Three: National Center for Infants, Toddlers and Families:				
Maternal and Child Health Federal Consolidated Programs	93.110	5 U2DMC32394-03-00	38,592	-
Passed through Nevada Department of Health and Human Services Health Division:				
Public Health Emergency Preparedness (PERLC: PREPAREDNESS AND EMERGENCY RESPONSE LEARNING CENTER PERLC Supporting PHEP; awards other than PHEP Cooperative agreement not recorded under 93074)	93.069	HD 17699	816,940	-
Public Health Emergency Preparedness (PERLC: PREPAREDNESS AND EMERGENCY RESPONSE LEARNING CENTER PERLC Supporting PHEP; awards other than PHEP Cooperative agreement not recorded under 93074)	93.069	HD 17787	101,191	-
			918,131	-

(CONTINUED)

**WASHOE COUNTY**  
**SCHEDULE OF EXPENDITURES OF FEDERAL AWARDS**  
**FOR THE YEAR ENDED JUNE 30, 2021**

<b>Federal Grantor/Pass-Through Grantor/Program or Cluster Title</b>	<b>Assistance Listing Number</b>	<b>Award or Pass-Through Number</b>	<b>Expenditures</b>	<b>Payments to Subrecipients</b>
<b><u>U.S. Department of Health and Human Services (HHS) (continued):</u></b>				
Passed through Nevada Department of Health and Human Services Health Division (continued):				
Guardianship Assistance	93.090	UNKNOWN	\$ 11,905	\$ -
Project Grants and Cooperative Agreements for Tuberculosis Control Programs (Tuberculosis Prevention and Control and Laboratory Program)				
Program Income	93.116	HD 16362	206	-
Project Grants and Cooperative Agreements for Tuberculosis Control Programs (Tuberculosis Prevention and Control and Laboratory Program)	93.116	HD 17493	61,307	-
Project Grants and Cooperative Agreements for Tuberculosis Control Programs (Tuberculosis Prevention and Control and Laboratory Program)	93.116	SG 25003	55,417	-
			<u>116,930</u>	<u>-</u>
Injury Prevention and Control Research and State and Community Based Programs (National Center for Injury Prevention and Control)	93.136	HD 17389	10,169	-
Injury Prevention and Control Research and State and Community Based Programs (National Center for Injury Prevention and Control)	93.136	HD 17435	9,555	-
Injury Prevention and Control Research and State and Community Based Programs (National Center for Injury Prevention and Control)	93.136	HD 17914	66,589	-
Injury Prevention and Control Research and State and Community Based Programs (National Center for Injury Prevention and Control)	93.136	SG 25001	48,838	-
Injury Prevention and Control Research and State and Community Based Programs (National Center for Injury Prevention and Control)	93.136	HD 17513	43,450	-
			<u>178,601</u>	<u>-</u>
Substance Abuse and Mental Health Services-Projects of Regional and National Significance (PRNS)	93.243	1H79TI081956-01	278,834	-
Immunization Cooperative Agreements	93.268	HD 17724	132,419	-
Immunization Cooperative Agreements	93.268	HD 17838	96,529	-
Immunization Cooperative Agreements	93.268	SG 25024	163,589	-
Immunization Cooperative Agreements				
Program Income	93.268	HD 17838	10,295	-
Immunization Cooperative Agreements	93.268	SG 25163	282,789	-
			<u>685,621</u>	<u>-</u>
National State Based Tobacco Control Programs (National Tobacco Control Program)	93.387	SG 25144	11,021	-
National State Based Tobacco Control Programs (National Tobacco Control Program)	93.387	HD 17799	109,059	-
			<u>120,080</u>	<u>-</u>

(CONTINUED)

**WASHOE COUNTY**  
**SCHEDULE OF EXPENDITURES OF FEDERAL AWARDS**  
**FOR THE YEAR ENDED JUNE 30, 2021**

<b>Federal Grantor/Pass-Through Grantor/Program or Cluster Title</b>	<b>Assistance Listing Number</b>	<b>Award or Pass-Through Number</b>	<b>Expenditures</b>	<b>Payments to Subrecipients</b>
<b><u>U.S. Department of Health and Human Services (HHS) (continued):</u></b>				
Passed through Nevada Department of Health and Human Services Health Division (continued):				
Epidemiology and Laboratory Capacity for Infectious Diseases (ELC)	93.323	HD 17753	\$ 1,100,391	\$ -
Epidemiology and Laboratory Capacity for Infectious Diseases (ELC)	93.323	HD 17803	6,334,365	-
Epidemiology and Laboratory Capacity for Infectious Diseases (ELC)	93.323	HD 17669	137,978	-
			<u>7,572,734</u>	<u>-</u>
Public Health Emergency Response: Cooperative Agreement for Emergency Response: COVID-19 - Public Health Crisis Response	93.354	HD 17631	171,133	-
National Bioterrorism Hospital Preparedness Program (HPP)	93.889	HD 17700	218,339	-
National Bioterrorism Hospital Preparedness Program (HPP)	93.889	HD 17660	149,481	-
National Bioterrorism Hospital Preparedness Program (HPP)	93.889	HD 17786	98,956	-
			<u>466,776</u>	<u>-</u>
HIV Care Formula Grants	93.917	SG 25204	30,580	-
HIV Care Formula Grants	93.917	HD 17604	87,611	-
			<u>118,191</u>	<u>-</u>
Cooperative Agreements for State-Based Comprehensive Breast and Cervical Cancer Early Detection Programs (National Breast and Cervical Cancer Early Detection Program NBCCEDP)	93.919	UNKNOWN	17,355	-
HIV Prevention Activities-Health Department Based (HIV Prevention Program)	93.940	SG 25028-1	119,549	-
HIV Prevention Activities-Health Department Based (HIV Prevention Program)	93.940	SG 25032	29,350	-
HIV Prevention Activities-Health Department Based (HIV Prevention Program)	93.940	HD 17524	28,950	-
HIV Prevention Activities-Health Department Based (HIV Prevention Program)	93.940	HD 17428	162,571	-
			<u>340,420</u>	<u>-</u>
Block Grants for Community Mental Health Services	93.958	SG 25006	133,012	-
Block Grants for Community Mental Health Services	93.958	HD 17373	18,750	-
			<u>151,762</u>	<u>-</u>
Preventive Health Services-Sexually Transmitted Diseases Control Grants	93.977	SG 25044	68,245	-
Preventive Health Services-Sexually Transmitted Diseases Control Grants	93.977	HD 17517	83,688	-
			<u>151,933</u>	<u>-</u>

(CONTINUED)

**WASHOE COUNTY**  
**SCHEDULE OF EXPENDITURES OF FEDERAL AWARDS**  
**FOR THE YEAR ENDED JUNE 30, 2021**

<b>Federal Grantor/Pass-Through Grantor/Program or Cluster Title</b>	<b>Assistance Listing Number</b>	<b>Award or Pass-Through Number</b>	<b>Expenditures</b>	<b>Payments to Subrecipients</b>
<b><u>U.S. Department of Health and Human Services (HHS) (continued):</u></b>				
Passed through Nevada Department of Health and Human Services Health Division (continued):				
Preventive Health and Health Services Block Grant	93.991	HD 17865	\$ 17,474	\$ -
Preventive Health and Health Services Block Grant	93.991	HD 17452	19,162	-
			<u>36,636</u>	<u>-</u>
Maternal and Child Health Services Block Grant to the States (MCH Block Grants)	93.994	HD 17632	59,596	-
Passed through Nevada Department of Health and Human Services Child and Family Services Division:				
CCDF Cluster:				
Child Care and Development Block Grant	93.575	CC2105	368,607	-
Adoption Incentive Payments	93.603	93603-19-003	12,787	-
Adoption Incentive Payments	93.603	AI-13-013	107,785	-
			<u>120,572</u>	<u>-</u>
Children's Justice Grants to States	93.643	93643-18-004	13,521	-
Children's Justice Grants to States	93.643	93643-19-003	51,825	-
			<u>65,346</u>	<u>-</u>
Foster Care-Title IV-E	93.658	UNKNOWN	11,053,758	255,458
Adoption Assistance	93.659	UNKNOWN	10,086,524	-
Social Services Block Grant (SSBG Program)	93.667	1129	663,807	-
Chafee Foster Care Independence Program (CFCIP; Independent Living Program)	93.674	93674-20-003	241,303	-
Chafee Foster Care Independence Program (CFCIP; Independent Living Program)	93.674	93674-21-103	83,296	-
			<u>324,599</u>	<u>-</u>
Promoting Safe and Stable Families	93.556	93556-20-042	25,856	-
Promoting Safe and Stable Families	93.556	93556-20-043	46,172	-
Promoting Safe and Stable Families	93.556	93556-20-044	31,397	-
Promoting Safe and Stable Families	93.556	93556-20-045	63,102	-
Promoting Safe and Stable Families	93.556	93645-19-009	62,500	-
Promoting Safe and Stable Families	93.556	IVB-2-13-062	21,370	-
			<u>250,397</u>	<u>-</u>

(CONTINUED)

**WASHOE COUNTY**  
**SCHEDULE OF EXPENDITURES OF FEDERAL AWARDS**  
**FOR THE YEAR ENDED JUNE 30, 2021**

<b>Federal Grantor/Pass-Through Grantor/Program or Cluster Title</b>	<b>Assistance Listing Number</b>	<b>Award or Pass-Through Number</b>	<b>Expenditures</b>	<b>Payments to Subrecipients</b>
<b><u>U.S. Department of Health and Human Services (HHS) (continued):</u></b>				
Passed through Nevada Department of Health and Human Services Child and Family Services Division (continued):				
Stephanie Tubbs Jones Child Welfare Services Program	93.645	93645-20-006	\$ 59,624	\$ -
Stephanie Tubbs Jones Child Welfare Services Program	93.645	93645-20-103	82,028	-
			<u>141,652</u>	<u>-</u>
Passed through Nevada Aging & Disability Services Division:				
National Family Caregiver Support, Title III, Part E	93.052	16-000-45-EX-19	5,898	-
National Family Caregiver Support, Title III, Part E	93.052	16-000-05-EX-21	67,721	-
			<u>73,619</u>	<u>-</u>
Passed through Association of Food and Drug Officials:				
Food and Drug Administration-Research (General Grant Funding Program 93103)	93.103	G-SP-1910-07782	3,000	-
Food and Drug Administration-Research (General Grant Funding Program 93103)	93.103	G-T-1909-07602	3,000	-
Food and Drug Administration-Research (General Grant Funding Program 93103)	93.103	G-MP-2009-08772	16,150	-
Food and Drug Administration-Research (General Grant Funding Program 93103)	93.103	G-FPTF-1910-07844	135	-
			<u>22,285</u>	<u>-</u>
Passed through Nevada Division of Welfare and Supportive Services:				
Temporary Assistance for Needy Families	93.558	TANF2102	195,766	-
Child Support Enforcement	93.563	UNKNOWN	3,123,560	-
Program Income	93.563	UNKNOWN	12,617	-
			<u>3,136,177</u>	<u>-</u>
Grant to States for Access and Visitation Programs	93.597	1701NVSAPV	22,807	-
Passed through Centers for Medicare & Medicaid Services:				
Medicare-Prescription Drug Coverage (Medicare Part D)	93.770	CMS-10156	917,267	-
Passed through Nevada System of Higher Education, Board of Regents:				
Opioid STR	93.788	UNR-21-48	37,155	-
Opioid STR	93.788	UNR-20-65	10,790	-
			<u>47,945</u>	<u>-</u>
<b>Total U.S. Department of Health and Human Services</b>			<b><u>41,520,165</u></b>	<b><u>255,458</u></b>

(CONTINUED)

**WASHOE COUNTY**  
**SCHEDULE OF EXPENDITURES OF FEDERAL AWARDS**  
**FOR THE YEAR ENDED JUNE 30, 2021**

<b>Federal Grantor/Pass-Through Grantor/Program or Cluster Title</b>	<b>Assistance Listing Number</b>	<b>Award or Pass-Through Number</b>	<b>Expenditures</b>	<b>Payments to Subrecipients</b>
<b><u>Executive Office of the President, Office of National Drug Control Policy:</u></b>				
Passed through Las Vegas Metropolitan Police Department:				
High Intensity Drug Trafficking Areas Program (HIDTA)	95.001	G20NV0001A	\$ 110,804	\$ -
High Intensity Drug Trafficking Areas Program (HIDTA)	95.001	G18NV0001A	1,911	-
High Intensity Drug Trafficking Areas Program (HIDTA)	95.001	G19NV0001A	136,777	-
			<u>249,492</u>	<u>-</u>
Passed through Nevada High Intensity Drug Trafficking Area:				
High Intensity Drug Trafficking Areas Program (HIDTA)	95.001	G20NV0001A	75,673	-
<b>Total Executive Office of the President, Office of National Drug Control Policy</b>			<b><u>325,165</u></b>	<b><u>-</u></b>
<b><u>U.S. Department of Homeland Security (DHS):</u></b>				
Direct Programs:				
Immigration and Customs Enforcement	97.UNKNOWN	UNKNOWN	308	-
Passed through United Way of Northern Nevada and Sierra:				
Emergency Food and Shelter National Board Program	97.024	589600-031	52,242	-
Passed through Nevada Department of Public Safety Division of Emergency Management:				
Emergency Management Performance Grant (EMPG)	97.042	97042.20S	1,352	-
Emergency Management Performance Grant (EMPG)	97.042	UNKNOWN	106,897	-
Emergency Management Performance Grant (EMPG)	97.042	97042.19	25,510	-
			<u>133,759</u>	<u>-</u>
Homeland Security Grant Program (HSGP and THSGP)	97.067	97067.18-3000	69,317	-
Homeland Security Grant Program (HSGP and THSGP)	97.067	97067.19-3000	199,840	-
Homeland Security Grant Program (HSGP and THSGP)	97.067	97067.20	100,131	-
			<u>369,288</u>	<u>-</u>
<b>Total U.S. Department of Homeland Security</b>			<b><u>555,597</u></b>	<b><u>-</u></b>
<b>Total Federal Financial Assistance</b>			<b><u>\$ 81,182,151</u></b>	<b><u>\$ 3,823,753</u></b>

The notes to the Schedule of Federal Awards are an integral part of this schedule.

**WASHOE COUNTY, NEVADA  
NOTES TO THE SCHEDULE OF EXPENDITURES OF FEDERAL AWARDS  
FOR THE YEAR ENDED JUNE 30, 2021**

**NOTE 1 – REPORTING ENTITY**

The Washoe County reporting entity is defined in Note 1 to its basic financial statements. All federal financial assistance received directly from federal agencies, as well as federal financial assistance passed through other government agencies, is included in the schedule. The information is presented in accordance with the requirements of Title 2 U.S. Code of Federal Regulations Part 200, *Uniform Administrative Requirements, Cost Principles, and Audit Requirements for Federal Awards* (Uniform Guidance). Because the schedule presents only a selected portion of the operations of Washoe County, it is not intended to and does not present the financial position, changes in fund balance, or cash flows of Washoe County.

**NOTE 2 – SIGNIFICANT ACCOUNTING POLICIES**

The Schedule of Expenditures of Federal Awards is prepared on the modified accrual basis of accounting. Such expenditures are recognized following the cost principles contained in the Uniform Guidance, wherein certain types of expenditures are not allowable or are limited as to reimbursement. The County has not elected to use the 10% de minimis indirect cost rate.

**NOTE 3 – NONCASH EXPENDITURES**

The expenditures reported include noncash items as follows:

**National School Lunch Program (School Lunch Program [10.555])**

Expenditures of \$14,567 for this program represent the dollar value of food commodities served at the County's juvenile detention facilities. The value of commodities is determined by the U.S. Department of Agriculture.

**Surveys, Studies, Investigations, Demonstrations and Special Purpose Activities Relating to the Clean Air Act (66.034)**

The expenditures include \$40,144 representing the value of sample analyses obtained at no charge to Washoe County.

**NOTE 4 – PROGRAM INCOME**

Expenditures reported include income received by the grantee, directly generated by grant-supported activity and includes the following programs:

<b>PROGRAM</b>	<b>ASSISTANCE LISTING NUMBER</b>	<b>AMOUNT</b>
Community Development Block Grants/Entitlement Grants	14.218	\$ 69,575
Equitable Sharing Program	16.922	3,180
Special Programs for the Aging-Title III, Part C-Nutrition Services	93.045	116,206
Project Grants and Cooperative Agreements for Tuberculosis Control Programs	93.116	206
Family Planning Services	93.217	297,323
Immunization Cooperative Agreements	93.268	10,295
Child Support Enforcement	93.563	12,617
Total Program Income		\$ <u>509,402</u>

# Washoe County, Nevada

## Schedule of Findings and Questioned Costs Fiscal Year Ended June 30, 2021

### Section I - Summary of Auditor's Results

#### *Financial Statements*

Type of report the auditor issued on whether the financial statements audited were prepared in accordance with GAAP:	Unmodified
Internal control over financial reporting:	
Material weakness(es) identified?	Yes
Significant deficiency(ies) identified?	None reported
Noncompliance material to financial statements noted?	No

#### *Federal Awards*

Internal control over major federal program:	
Material weakness(es) identified?	No
Significant deficiency(ies) identified?	None noted
Type of auditors' report issued on compliance for major federal programs:	Unmodified
Any audit findings disclosed that are required to be reported in accordance with 2 CFR 200.516(a)?	No

Identification of major federal programs:

#### *Assistance Listing*

Number	Name of Federal Program or Cluster	Agency
16.575	Crime Victims Assistance	Department of Justice
21.019	Coronavirus Relief Fund	Department of the Treasury
66.458	Capitalization Grants for Clean Water State Revolving Funds	Environmental Protection Agency
93.323	Epidemiology and Laboratory Capacity for Infectious Diseases	Department of Health and Human Services
93.658	Foster Care - Title IV-E	Department of Health and Human Services
93.659	Adoption Assistance	Department of Health and Human Services

Dollar threshold used to distinguish between a type A and type B program:	\$2,435,464
Auditee qualified as low-risk auditee?	No



# Washoe County, Nevada

## Schedule of Findings and Questioned Costs (continued) Fiscal Year Ended June 30, 2021

<b>Section II - Financial Statement Findings Required to be Reported in Accordance with <i>Government Auditing Standards</i></b>
--

**Finding 2021-001**    **Contingent Assets Related to Performance Bonds**

**Material Weakness**

*Criteria*                      Performance bonds are contingent assets based on paragraph 112 of GASB Statement No. 62, *Codification of Accounting and Financial Reporting Guidance Contained in Pre-November 30, 1989 FASB and AICPA Pronouncements*, and, as such, should not be recognized as assets the County's financial statements.

*Condition*                    In connection with the adoption of GASB 84, *Fiduciary Activities*, the County recorded contingent assets associated with performance bonds totaling \$78,666,923 in the General fund and \$7,355,798 in the Roads Special Revenue fund.

*Cause*                         The County's internal controls over financial reporting did not function as intended. Specifically, the review of the journal entries made to adopt GASB 84 did not detect the improper recognition of assets related to performance bonds.

*Effect*                         Total assets and total liabilities in the General Fund and Roads Special Revenue Fund were each overstated by \$78,666,923 and \$7,355,798, respectively, which resulted in an audit adjustment to correct the misstatements.

*Recommendation*        We recommend that the County enhance its internal controls to ensure that contingent assets are not reported in the County's financial statements.

*Views of Responsible Officials*        Washoe County has previously reported, and had been audited, on the reporting of performance bonds associated with the County's Community Services Department. This reporting of these bonds resulted in

# Washoe County, Nevada

## Schedule of Findings and Questioned Costs (continued) Fiscal Year Ended June 30, 2021

---

**Finding 2021-002 Recognition of Unearned Grant Revenue**

**Material Weakness**

<i>Criteria</i>	A recipient government should recognize resources received from granting agencies as liabilities until all applicably eligibility requirements are met, including the incurrence of eligible expenditures.
<i>Condition</i>	Federal grant funding of \$5,041,598 for Emergency Rental Assistance was recognized as revenue prior to the incurrence of eligible expenditures. Pursuant to the award document, the County may be required to repay excess funding that is not spent on eligible expenditures.
<i>Cause</i>	The County's internal controls over financial reporting did not function as intended. Specifically, the review process to ensure proper recognition of grant revenue did not detect the improper recognition of grant revenue related to the Emergency Rental Assistance federal grant program.
<i>Effect</i>	Total revenue and fund balance in the Other Restricted Special Revenue Fund was overstated by \$5,041,598, which resulted in an audit adjustment to correct the overstatement.
<i>Recommendation</i>	We recommend that the County enhance its internal controls to ensure that resources received from granting agencies are recorded as liabilities until all applicably eligibility requirements are met.
<i>Views of Responsible Officials</i>	Washoe County will continue to monitor funds that are fully received by granting agencies for their use, availability and proper financial recording.

# Washoe County, Nevada

## Schedule of Findings and Questioned Costs (continued) Fiscal Year Ended June 30, 2021

### Section III - Federal Award Assistance Findings and Questioned Costs

<b>Finding 2021-003</b>	<b>U.S. Department of Health and Human Services Passed through Nevada Department of Health and Human Services Child and Family Services Division Foster Care - Title IV-E, CFDA 93.658</b>
	<b>Allowable Activities and Costs Significant Deficiency in Internal Control over Compliance</b>
<i>Award Number(s)</i>	Affects grant awards 2001NVFOST and 2101NVFOST included under CFDA 93.658 on the Schedule of Expenditures of Federal Awards.
<i>Criteria</i>	The <i>OMB Compliance Supplement</i> requires that non-federal entities receiving federal awards establish and maintain internal controls designed to reasonably ensure compliance with federal laws, regulations, and program compliance requirements.
<i>Condition</i>	During our testing of payments, we noted that a special 10% rate increase was correctly paid in August, but incorrectly excluded for October and December.
<i>Cause</i>	The Human Services Agency (HSA) did not have an adequate internal controls to approve the appropriate amount of payments.
<i>Effect</i>	Inaccurate payment requests are made.
<i>Context/Sampling</i>	A nonstatistical sample of 10 payments, totaling \$26,527.30, out of a population of 4,726 charges, totaling \$5,259,175.06, was selected for testing. Three payments the amount paid was inappropriate.
<i>Questioned costs</i>	None
<i>Repeat finding from prior year</i>	No
<i>Recommendation</i>	We recommend the HSA enhance internal control policies over the preparation and review of payment requests.
<i>Views of Responsible Officials</i>	Washoe County Human Services Agency Department will continue to work with management on creating and following internal controls to assist in the assurance of proper funding requests.

# Washoe County, Nevada

## Schedule of Findings and Questioned Costs (continued) Fiscal Year Ended June 30, 2021

---

<b>Finding 2021-004</b>	<b>U.S. Department of Health and Human Services Passed through Nevada Department of Health and Human Services Child and Family Services Division Foster Care - Title IV-E, CFDA 93.658</b>
	<b>Allowable Activities and Costs Significant Deficiency in Internal Control over Compliance</b>
<i>Award Number(s)</i>	Affects grant awards 2001NVFOST and 2101NVFOST included under CFDA 93.658 on the Schedule of Expenditures of Federal Awards.
<i>Criteria</i>	The <i>OMB Compliance Supplement</i> requires that non-federal entities receiving federal awards establish and maintain internal controls designed to reasonably ensure compliance with federal laws, regulations, and program compliance requirements.
<i>Condition</i>	During our testing of maintenance payments we noted that one payment was incorrectly calculated and one day was inappropriately not paid for a 14-day period.
<i>Cause</i>	The HSA did not have adequate internal controls to ensure payments to recipients are calculated appropriately.
<i>Effect</i>	Payments are calculated inappropriately.
<i>Context/Sampling</i>	A nonstatistical sample of 10 payments, totaling \$26,527.30, out of a population of 4,726 charges, totaling \$5,259,175.06, was selected for testing. For one payment the amount paid was inappropriate.
<i>Questioned costs</i>	None
<i>Repeat finding from prior year</i>	No
<i>Recommendation</i>	We recommend HSA enhance internal controls to ensure payments are calculated appropriately.
<i>Views of Responsible Officials</i>	Washoe County Human Services Agency Department will continue to work with management on creating and following internal controls to assist in the assurance of proper funding requests.

# Washoe County, Nevada

## Schedule of Findings and Questioned Costs (continued) Fiscal Year Ended June 30, 2021

---

<b>Finding 2021-005</b>	<b>U.S. Department of Health and Human Services Passed through Nevada Department of Health and Human Services Child and Family Services Division Crime Victims Assistance, CFDA 16.575</b>
	<b>Reporting Deficiency in Internal Control over Compliance</b>
<i>Award Number(s)</i>	Affects grant award 16575-19-126 included under CFDA 16.575 on the Schedule of Expenditures of Federal Awards.
<i>Criteria</i>	The <i>OMB Compliance Supplement</i> requires that non-federal entities receiving federal awards establish and maintain internal controls designed to reasonably ensure compliance with federal laws, regulations, and program compliance requirements.
<i>Condition</i>	During our testing of monthly reports we noted that one report was submitted after the reporting deadline of the 15 <sup>th</sup> of the following month.
<i>Cause</i>	The Human Services Agency did not have adequate internal controls to ensure reports were submitted timely.
<i>Effect</i>	Reports were not submitted by the required reporting deadline.
<i>Context/Sampling</i>	A nonstatistical sample of 8 monthly reports out of a population of 81, was selected for testing from the District Attorney's Office and the Human Services Agency.
<i>Questioned costs</i>	None
<i>Repeat finding from prior year</i>	No
<i>Recommendation</i>	We recommend the Human Services Agency enhance internal controls to ensure reports are filed timely.
<i>Views of Responsible Officials</i>	Washoe County District Attorney's and Human Services Agency will continue to review and follow internal controls to assist in the assurance of timely reports.



# Washoe County Human Services Agency

## CORRECTIVE ACTION PLAN FOR AUDIT FINDING

Date: 11/22/2021  
 Division: Finance and Administration

### Corrective Action Plan

Audit Report Number:

Finding Number: 2021-003 to 005

Finding: Special COVID rate increases applied to months incorrectly. Based on the rate review at SA4.05.N.06, August, October, and December were supposed to have a special rate increase of 10%. This special rate increase was correctly paid in August, but incorrectly paid for October and December. Both months were not paid the special rate. Instead, September payments were accidentally given the 10% increase.

Foster Care maintenance payment incorrectly calculated. October 1-14 should be a payment for 14 days, not the 13 days that were actually paid. The child was not compensated for one day's expenses, in amount of \$115.

Corrective Action Taken or To Be Taken: As for the rate increase portion of this finding, communication on months intended for rate changes will be clearer from the rate setting meetings to the Unity team responsible for inputting rate changes into the payment system. Rate changes will clearly state dates of services and payment dates affected by any rate changes. As for the foster care payment date, there is no corrective action plan because the agency does not agree with the findings.

If already taken, date of completion: N/A

If to be taken, estimated date of completion: Date of next recurring foster care rate meeting.

### Agency Response

Does the Agency Agree with finding?: Yes  No  Partially

If No or Partial, Please explain reason(s) why: As indicated in the "Corrective Action Taken or To Be Taken" response, the part of this finding the agency does not agree with is the payment of days. The County pays based on midnights. If someone is discharged on the 14<sup>th</sup>, they are paid for 13 days.

Agencies are not permitted to make duplicate Foster Care Maintenance payments: If a client is discharged on a date (the 14<sup>th</sup> in this sample) and then admitted to another foster care placement on the 14<sup>th</sup>, then both placements would receive foster care placement payment for the 14<sup>th</sup>. To prevent duplicate payments all placements are paid for admission date and not discharge date. Washoe County and the other two Nevada regions use Unity to create foster care maintenance payments; not creating a payment for the discharge date is an established procedure and control to prevent duplicate payments for all three regions. All placements are appropriately treated in this manner in the Unity system.

The audit findings from BDO do not share any authoritative guidance that Washoe County violates.

Additional Comments: Link to DHHS "Title IV-E Foster Care Eligibility Review Guide"  
[https://www.acf.hhs.gov/sites/default/files/documents/cb/title\\_iv\\_e\\_review\\_guide.pdf](https://www.acf.hhs.gov/sites/default/files/documents/cb/title_iv_e_review_guide.pdf)

### Division Responsible for Corrective Action Plan

Name, Title: Pamela Mann, Division Director – Finance and Administration  
Address or Mailstop: 350 S. Center Street  
City, State, Zip Code: Reno, NV 89501  
Phone Number: 775.685.6698  
Email: pmann@washoecounty.gov

### Reviewed and Approved

Pamela Mann	November 23, 2021
<i>Pamela Mann, MBA, CPSM, CPP</i>	11/23/2021
_____ Signature of Director	_____ Date