



# Washoe County Sustainability

**Brian Beffort, Sustainability Manager**



## What is Sustainability?

- Allowing current generations to meet their needs without compromising the needs of future generations. Indigenous seven generations.
- Triple bottom line: Ensuring a balance between economic growth, environmental care, and social well-being.
- Mission Statement: Working together regionally to provide and sustain a safe, secure and healthy community. Quality of life. Continuity and quality of county services and infrastructure.
- Financial Sustainability. Honoring the wise management of taxpayer dollars.

# County Draft Strategic Priorities for FY 2024



## Goal 2: Support a thriving community

**NET ZERO:** Plan interim steps to Net Zero by 2050.

**Measure of Success:** Plan complete with interim milestones identified.

**Champions:** Brian Beffort  
**Extended Project Team (internal operations):** Washoe County Green Team  
**Start Date:** July 1, 2023  
**Completion Date:** June 30, 2024

FY 24 Major Milestones	Champions	Q1	Q2	Q3	Q4
Facility GHG reduction plan	Brian B	x	x		
Community GHG Inventory		x	x	x	x
Start community GHG assessment				x	

**FLEET EFFICIENCY:** Pursue fleet efficiency, including options beyond EVs (fuel reduction, tech advantage, etc.).

**Measure of Success:** Plan complete with interim milestones identified.

**Champions:** Eric Crump  
**Start Date:** July 1, 2023  
**Completion Date:** June 30, 2024

FY 24 Major Milestones	Champions	Q1	Q2	Q3	Q4
Complete Fleet Sustainability (Electrification) Plan.	Eric Crump		X		



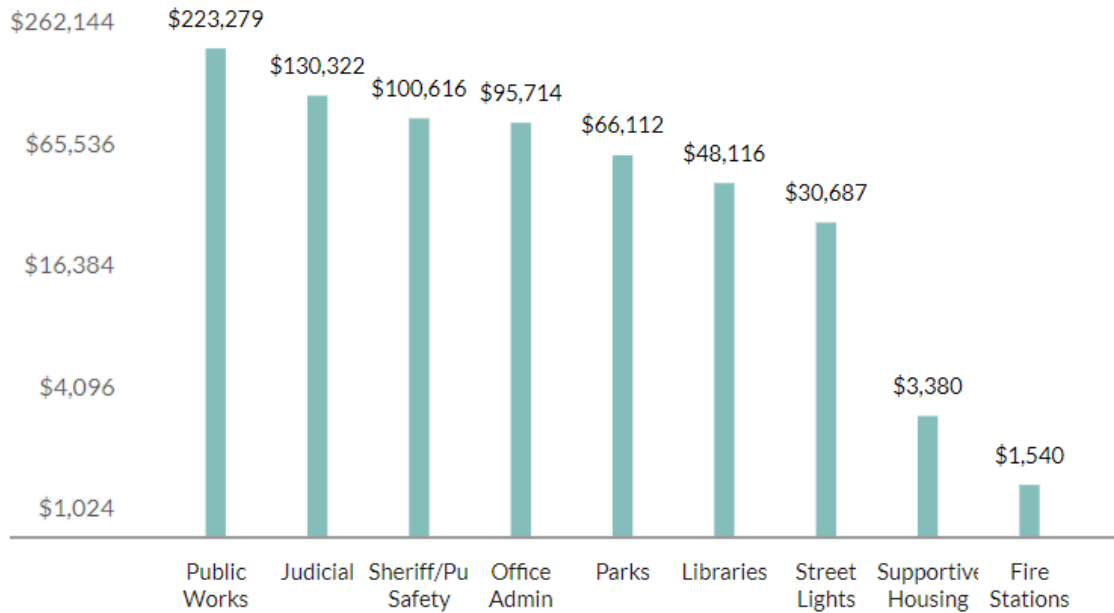
## Washoe County, Electricity Financial Summary

1/1/2023-6/30/2023

Total Estimated Cost  
\$699,767

Total Volume  
6,244 MWh

Avg. Energy Cost  
\$0.11 / kWh






# Washoe County LED lightbulbs data



Building_Name	Building_Type	Asset_Type	Native	LOC	ASS	Ove	% LED	Square_Fee	UNIT_COST	LED COST
8 Central - 8S State Staff - Our Place	Dormitory	Lighting	100	1	5	5	0%	7,600	\$ 9.72	\$ 73,894
8B - (House 4) - Our Place	Dormitory	Lighting	100	1	5	5	0%	10,400	\$ 9.72	\$ 101,118
8C Hope Home - Our Place	Dormitory	Lighting	100	1	5	5	0%	9,275	\$ 9.72	\$ 90,179
9TH BLDG F - MEDICAL EXAMINER	Laboratory	Lighting	98	5	5	5	0%	21,000	\$ 21.06	\$ 442,236
ANDERSON PARK - JESCH PROPERTY	Single Family House	Lighting	80	1	5	5	0%	2,110	\$ 5.68	\$ 11,992
Bartley Ranch Amphitheater	Storage Shed	Lighting	80	1	5	5	0%	1,200	\$ 5.98	\$ 7,182
Bartley Ranch Brick House	Single Family House	Lighting	84	1	5	5	0%	1,375	\$ 5.68	\$ 7,815
Bartley Ranch Equipment Shop	Maintenance Shop	Lighting	80	1	5	5	0%	4,250	\$ 9.01	\$ 38,274
Bartley Ranch Huffaker School	Single Family House	Lighting	70	1	5	5	0%	1,080	\$ 5.68	\$ 6,138
Bartley Ranch Interpretive Ctr	Single Family House	Lighting	80	2	5	5	0%	4,950	\$ 5.68	\$ 28,133
Bowers Bath House	Public Restroom	Lighting	90	1	5	5	0%	2,230	\$ 4.92	\$ 10,962
Bowers Filter House	Single Family House	Lighting	88	1	5	5	0%	1,000	\$ 5.68	\$ 5,683
Bowers Mansion	Single Family House	Lighting	88	1	5	5	0%	9,077	\$ 5.68	\$ 51,588
Bowers Ranger Residence	Single Family House	Lighting	80	3	5	5	0%	1,512	\$ 5.68	\$ 8,593
Bowers Shop North	Maintenance Shop	Lighting	80	2	5	5	0%	5,992	\$ 9.01	\$ 53,962
COURTS BLDG NORTH TOWER	Administration Office	Lighting	76	2	5	5	0%	99,100	\$ 10.24	\$ 1,014,522
COURTS BLDG SOUTH TOWER (MILLS LANE)	Administration Office	Lighting	64	2	5	5	0%	208,447	\$ 10.24	\$ 2,133,946
COURTS MAIN - OLD JAIL - 75 Court	Administration Office	Lighting	60	4	5	5	0%	135,956	\$ 10.24	\$ 1,391,830
CSWWTP CONTROL BLDG	Manufacturing Plant	Lighting	70	5	5	5	0%	2,926	\$ 21.06	\$ 61,618
CSWWTP DEWATERING BLDG	Manufacturing Plant	Lighting	80	5	5	5	0%	2,385	\$ 21.06	\$ 50,225

# Washoe County LEDs



<b>What's The Difference?</b>	 <b>LED</b>	 <b>CFL</b>	 <b>Traditional Incandescent</b>
<b>Average Life Span (in hours)</b>	<b>50,000</b>	<b>8,000</b>	<b>1,200</b>
<b>Starting Cost Per Bulb</b>	<b>\$12</b>	<b>\$8</b>	<b>\$2</b>
<b>1600 Lumens</b>	<b>20 Watts</b>	<b>23 Watts</b>	<b>100 Watts</b>
<b>Estimated Life Span if Run 24/7</b>	<b>5.7 Years</b>	<b>333 Days</b>	<b>50 Days</b>
<b>Cost to Operate 30 Bulbs/Year</b>	<b>\$32</b>	<b>\$76</b>	<b>\$328</b>



# WASHOE COUNTY GREEN RECOVERY PLAN

*Office of Emergency Management  
& Homeland Security, April 2022*



# GREEN RECOVERY GOALS & STRATEGIES

## REDUCE GREENHOUSE GAS EMISSIONS (GHG)

1. Conduct a community-wide GHG inventory to monitor and report progress.

CMO



2. Establish GHG reduction targets that align with state and federal targets.

CMO



3. Create Master Plan goals and policies that guide the community's response to climate change.

CSD



4. Gain SolSmart designation to facilitate solar expansion.

CSD



5. Launch a Commercial Property Assessed Clean Energy (C-PACE) program.

CSD







STRATEGIES	Department Lead	Cost	Effort	Recovery & Resilience	Equity & Access
<b>INVEST IN EQUITABLE, MULTIMODAL TRANSPORTATION INFRASTRUCTURE</b>					
<i>1. Create Master Plan goals and policies that increase access and encourage use of alternative transportation.</i>	CSD	■	■	■	■
<i>2. Demonstrate leadership by implementing a SMART Trips commuter program for county employees.</i>	HR	■	■	■	■
<i>3. Develop a green fleet policy and goals to transition the county's fleet to electric and alternative fuel vehicles.</i>	CSD	■	■	■	■
<i>4. Invest in electric vehicle (EV) infrastructure on county property and public rights-of-way.</i>	CSD	■	■	■	■
<i>5. Amend the development and building code to include EV-ready requirements.</i>	CSD	■	■	■	■
<i>6. Advocate for multimodal transportation infrastructure that increases equitable access to mobility options.</i>	CMO	■	■	■	■



## STRENGTHEN FOOD SECURITY & INCREASE ACCESS TO HEALTHY FOODS

1. Create Master Plan goals and policies that expand food security and access to healthy food.

CSD



2. Increase utilization, retain participation, and expand access to WIC food assistance benefits.

WCHD



3. Expand the Healthy Corner Store Initiative and access to healthy foods at convenience stores.

WCHD



4. Provide financial support to the Food Bank of Northern Nevada and collaborate with food services providers.

HSA



5. Expand the community garden program.

PARKS





## ESTABLISH AN URBAN FORESTRY PROGRAM

1. Create Master Plan goals and policies that promote urban forestry and expand the tree canopy and street trees.	CSD	Green	Green	Blue	Blue
2. Amend the Development Code to strengthen tree planting, maintenance, and preservation requirements.	CSD	Green	Green	Blue	Light Blue
3. Establish an urban forestry program.	PARKS	Red	Red	Blue	Light Blue
4. Utilize a data-driven approach with the TreeKeeper® urban forestry management system.	PARKS	Green	Orange	Light Blue	Light Blue
5. Advocate for trees in NDOT and RTC Washoe transportation projects.	CMO	Green	Green	Blue	Blue
6. Develop community engagement programs such as ReLeaf and the Arbor Day Energy-Saving Trees give-away.	PARKS	Green	Green	Light Blue	Light Blue
7. Prioritize tree planting in underserved communities and areas with high urban heat vulnerability.	PARKS	Orange	Green	Blue	Blue

# Thank you

Questions?

